

# CITY OF VIRGINIA DEFERRED

## Screens Summary (Data as of 12-31-2021)

⊖ Fund Removed from Approved List    ⚠ Fund on Watch List

Name	Ticker	Asset Class	Trailing Performance and Risk				Management			Style		Expense				
			1 Yr	3 Yr	5 Yr	10 Yr	Pass/ Fail	Std Dev 3 Yr %	Beta 3 Yr %	Tenure	Pass/ Fail	Style Box	Pass/ Fail	Exp Ratio	Pass/ Fail	
<b>US Stock</b>																
Vanguard 500 Index Admiral	VFIAX	Large Blend Index	28.66	26.03	18.43	16.51	✔	17.42	1.00	5.68	✔	☒	✔	0.04	✔	
<i>percentile rank</i>			23	24	18	11										
<i># of funds in category</i>			1,394	1,256	1,121	831										
MFS Growth R6	MFEKX	Large Growth	23.76	30.98	24.76	19.26	✔	16.73	0.89	19.76	✔	☒	✔	0.53	✔	
<i>percentile rank</i>			40	37	27	19										
<i># of funds in category</i>			1,241	1,120	1,020	772										
⚠ Invesco Diversified Dividend R6	LCEFX	Large Value	19.38	14.66	8.67	–	✔	16.64	0.84	7.84	✔	☒	✔	0.44	✔	
<i>percentile rank</i>			94	85	92	–										
<i># of funds in category</i>			1,212	1,148	1,041	759										
Vanguard Mid Cap Index Admiral	VIMAX	Mid-Cap Blend	24.51	24.48	15.86	15.12	✔	20.29	0.97	23.63	✔	☒	✔	0.05	✔	
<i>percentile rank</i>			47	11	6	9										
<i># of funds in category</i>			392	361	314	207										
PGIM Jennison Small Company R6	PJSQX	Small Growth	29.54	28.75	17.37	15.06	✔	25.96	1.04	8.10	✔	☒	✖	0.69	✔	
<i>percentile rank</i>			7	27	52	53										
<i># of funds in category</i>			617	582	520	394										
DFA US Small Cap Value I	DFSVX	Small Value	39.84	19.08	8.97	12.54	✔	28.18	1.10	9.85	✔	☒	✔	0.39	✔	
<i>percentile rank</i>			12	36	49	26										
<i># of funds in category</i>			447	419	393	301										
<b>Non-US Stock</b>																
American Funds New World R6	RNWXG	Diversified Emerging Mkts	5.13	19.03	14.59	9.58	✔	17.60	0.88	22.56	✔	☒	✔	0.57	✔	
<i>percentile rank</i>			27	9	8	3										
<i># of funds in category</i>			794	721	616	344										
American Funds Intl Gr and Inc R6	RIGGX	Foreign Large Blend	10.12	14.97	10.55	7.90	✔	18.84	1.09	13.26	✔	☒	✔	0.54	✔	
<i>percentile rank</i>			54	27	21	49										
<i># of funds in category</i>			771	704	607	415										
Vanguard Developed Markets Index Admiral	VTMGX	Foreign Large Blend Index	11.43	14.46	10.15	8.51	✔	17.89	1.03	8.86	✔	☒	✔	0.07	✔	
<i>percentile rank</i>			34	33	28	24										
<i># of funds in category</i>			771	704	607	415										
<b>Alternative</b>																
Vanguard Real Estate Index Admiral	VGSLX	Real Estate	40.40	19.95	11.24	11.51	✔	18.85	0.94	25.65	✔	—	✔	0.12	✔	
<i>percentile rank</i>			59	42	49	31										
<i># of funds in category</i>			255	235	202	151										
<b>Fixed Income</b>																
Vanguard Inflation-Protected Secs Adm	VAIPX	Inflation-Protected Bond	5.68	8.24	5.18	2.98	✔	3.69	0.94	10.38	✔	—	—	0.10	✔	
<i>percentile rank</i>			33	35	33	24										
<i># of funds in category</i>			210	203	180	125										

# CITY OF VIRGINIA DEFERRED

## Screens Summary (Data as of 12-31-2021)

⊖ Fund Removed from Approved List    ⚠ Fund on Watch List

Name	Ticker	Asset Class	Trailing Performance and Risk				Management			Style		Expense			
			1 Yr	3 Yr	5 Yr	10 Yr	Pass/Fail	Std Dev 3 Yr %	Beta 3 Yr %	Tenure	Pass/Fail	Style Box	Pass/Fail	Exp Ratio	Pass/Fail
Baird Aggregate Bond Inst <i>percentile rank</i> <i># of funds in category</i>	BAGIX	Intermediate-Term Bond	-1.46 40 426	5.43 20 389	4.01 13 351	3.74 9 256	✔	3.86	1.09	21.27	✔	☒	—	0.30	✔
PIMCO Income Instl <i>percentile rank</i> <i># of funds in category</i>	PIMIX	Multisector Bond	2.61 45 339	5.46 58 277	5.08 25 238	6.97 1 134	✔	5.79	0.83	14.77	✔	—	—	0.62	✔
Lincoln Stable Value Account -LNGPA <i>percentile rank</i> <i># of funds in category</i>		Stable Value	— — 41	— — —	— — —	— — —	—	—	—	38.69	✔	—	—	—	—
Federated Hermes Govt Ultrashort R6 <i>percentile rank</i> <i># of funds in category</i>	FGULX	Ultrashort Bond	0.06 53 239	1.20 73 214	1.32 72 175	— — 94	✔	0.54	0.05	24.49	✔	—	—	0.24	✔

### Target Date

BlackRock LifePath® Index 2025 K <i>percentile rank</i> <i># of funds in category</i>	LIBKX	Target Date	8.94 75 222	13.37 59 205	9.69 58 169	8.65 63 89	✔	9.60	0.91	10.59	✔	—	✔	0.09	✔
BlackRock LifePath® Index 2030 K <i>percentile rank</i> <i># of funds in category</i>	LINKX	Target Date	11.42 59 223	15.10 59 204	10.88 58 169	9.57 60 94	✔	11.52	0.95	10.59	✔	—	✔	0.09	✔
BlackRock LifePath® Index 2035 K <i>percentile rank</i> <i># of funds in category</i>	LIJXX	Target Date	13.85 49 215	16.80 46 202	12.04 48 166	10.43 55 86	✔	13.36	0.96	10.59	✔	—	✔	0.09	✔
BlackRock LifePath® Index 2040 K <i>percentile rank</i> <i># of funds in category</i>	LIKXX	Target Date	16.05 36 217	18.29 38 204	13.03 31 169	11.21 50 94	✔	15.07	0.97	10.59	✔	—	✔	0.09	✔
BlackRock LifePath® Index 2045 K <i>percentile rank</i> <i># of funds in category</i>	LIHXX	Target Date	17.81 18 215	19.47 28 202	13.81 18 166	11.84 33 85	✔	16.36	1.00	10.59	✔	—	✔	0.09	✔
BlackRock LifePath® Index 2050 K <i>percentile rank</i> <i># of funds in category</i>	LIPXX	Target Date	18.75 12 217	20.09 15 204	14.15 9 169	12.23 16 86	✔	16.94	1.01	10.59	✔	—	✔	0.09	✔
BlackRock LifePath® Index 2055 K <i>percentile rank</i> <i># of funds in category</i>	LIVXX	Target Date	18.87 13 215	20.16 22 202	14.20 14 164	12.45 16 65	✔	17.00	1.01	10.59	✔	—	✔	0.09	✔
BlackRock LifePath® Index 2060 K <i>percentile rank</i> <i># of funds in category</i>	LIZXX	Target Date	18.80 19 209	20.16 27 189	14.20 16 140	— — —	✔	17.03	1.55	5.84	✔	—	✔	0.09	✔
BlackRock LifePath® Index 2065 K <i>percentile rank</i> <i># of funds in category</i>	LIWXX	Target Date	18.87 20 135	— — 17	— — —	— — —	—	—	—	2.17	✖	—	✔	0.09	✔
BlackRock LifePath® Index Retire K <i>percentile rank</i> <i># of funds in category</i>	LIRXX	Target Date	6.92 20 169	11.62 6 153	8.25 8 128	6.91 5 79	✔	7.50	1.07	10.59	✔	—	✔	0.09	✔

# CITY OF VIRGINIA DEFERRED

## Screens Summary (Data as of 12-31-2021)

🚫 Fund Removed from Approved List

⚠️ Fund on Watch List

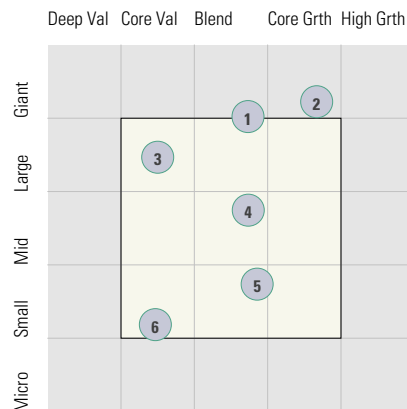
Name	Ticker	Asset Class	Trailing Performance and Risk				Management			Style		Expense			
			1 Yr	3 Yr	5 Yr	10 Yr	Pass/Fail	Std Dev 3 Yr %	Beta 3 Yr %	Tenure	Pass/Fail	Style Box	Pass/Fail	Exp Ratio	Pass/Fail
<b>Balanced</b>															
American Funds American Balanced R6	RLBGX	Moderate Allocation	16.11	15.58	11.78	11.47	✔️	10.34	0.95	23.01	✔️	—	✔️	0.26	✔️
<i>percentile rank</i>			<i>28</i>	<i>41</i>	<i>24</i>	<i>10</i>									
<i># of funds in category</i>			<i>711</i>	<i>666</i>	<i>602</i>	<i>434</i>									

# CITY OF VIRGINIA DEFERRED

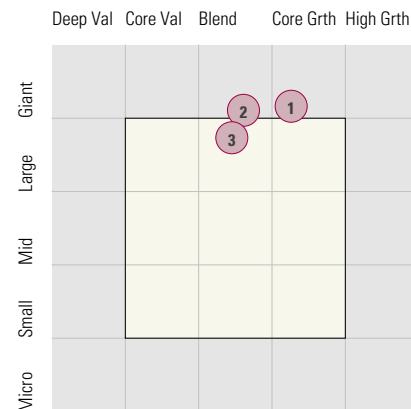
## Style Analysis (Data as of 12-31-2021)

### Style Analysis

Morningstar Style Box US Stock



Morningstar Style Box Non-US Stock



**US Stock Funds**

	Category	Super Sectors %			Asset Allocation %			Avg Mkt Cap M\$	
		Cyclical	Defensive	Sensitive	Cash	US Stock	Foreign		
1	Vanguard 500 Index Admiral	Large Blend Index	30.22	22.16	47.62	0.47	98.51	1.02	230.90
2	MFS Growth R6	Large Growth	26.15	14.82	59.04	0.62	95.29	4.09	309.75
3	Invesco Diversified Dividend R6	Large Value	28.61	36.90	34.48	2.49	89.00	8.50	80.47
4	Vanguard Mid Cap Index Admiral	Mid-Cap Blend	35.40	20.87	43.74	0.90	97.64	1.46	27.29
5	PGIM Jennison Small Company R6	Small Growth	40.38	21.97	37.66	0.30	91.33	4.91	5.10
6	DFA US Small Cap Value I	Small Value	51.08	10.04	38.88	2.62	94.28	2.94	2.89

**Non-US Stock Funds**

	Category	Super Sectors %			Regional Exposure %			Market Maturity %			
		Cyclical	Defensive	Sensitive	Americas	Greater Asia	Greater Europe	Developed	EM%	Avg Mkt Cap M\$	
1	American Funds New World R6	Diversified Emerging Mkts	37.47	21.32	41.22	37.45	39.39	23.15	61.07	38.93	66.76
2	American Funds Intl Gr and Inc R6	Foreign Large Blend	38.21	22.80	38.99	12.73	30.07	57.20	83.84	16.16	55.02
3	Vanguard Developed Markets Index Admiral	Foreign Large Blend Index	40.39	22.20	37.42	10.54	35.47	53.99	99.21	0.79	31.48

**Fixed Income Funds**

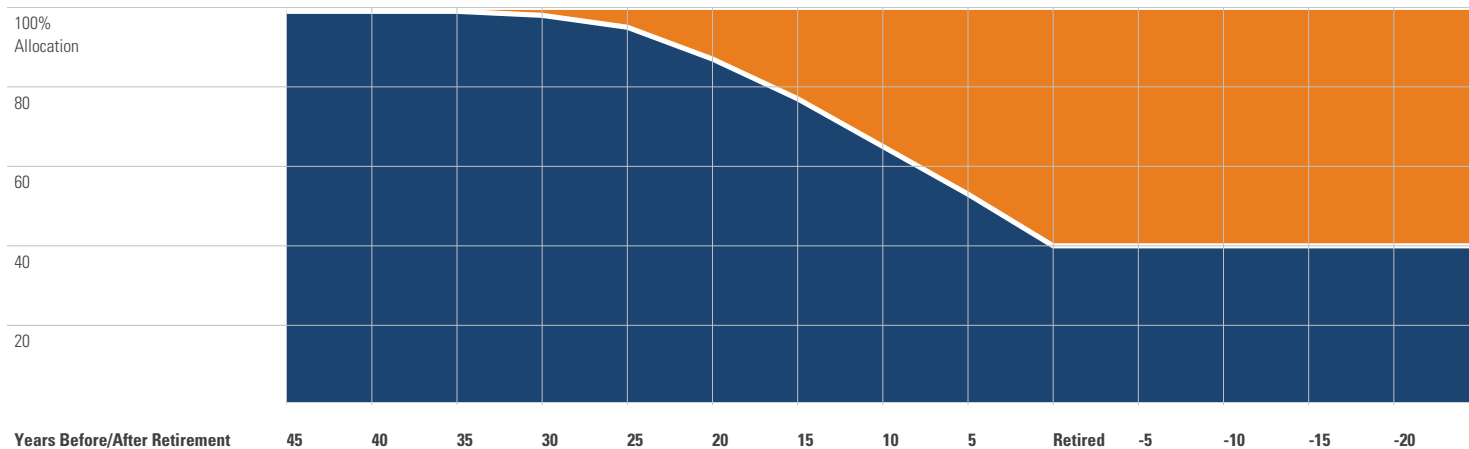
	Category	Super Sectors %				Other Stats		Credit Quality %		
		US Govt Debt	Mtg	US Credit	Non US	Avg Eff Duration	Inv Grade	Below Inv Grade	NR/NA	
1	Vanguard Inflation-Protected Secs Adm	Inflation-Protected Bond	97.81	0.00	0.00	0.00	7.70	97.79	0.00	2.21
2	Baird Aggregate Bond Inst	Intermediate-Term Bond	30.09	18.36	43.28	0.00	6.78	99.30	0.70	0.00
3	PIMCO Income Instl	Multisector Bond	53.76	6.54	15.92	0.00	1.74	81.00	19.00	0.00
4	Lincoln Stable Value Account -LNGPA	Stable Value	-	-	-	0.00	-	0.00	0.00	-
5	Federated Hermes Govt Ultrashort R6	Ultrashort Bond	12.75	49.06	0.00	0.00	0.40	100.00	0.00	0.00

# CITY OF VIRGINIA DEFERRED

## Target Date Analysis (Data as of 12-31-2021)

### Target Date Allocation

● Stocks ● Cash ● Bonds ● Other



### Target Date Portfolio Data

#### Asset Allocation %

	Total Stock	US Stock	Non-US Stock	Total Bond	Infl Prot Bond	HY Bond	Cash	Other	Avg Mkt Cap \$M
BlackRock LifePath® Index 2025 K	48.89	30.75	18.14	47.05	13.43	0.00	3.57	0.49	65.62
BlackRock LifePath® Index 2030 K	60.94	37.32	23.62	35.82	15.05	0.00	2.87	0.37	69.90
BlackRock LifePath® Index 2035 K	72.25	43.42	28.83	25.12	16.92	0.00	2.36	0.27	72.87
BlackRock LifePath® Index 2040 K	83.05	49.33	33.72	15.09	19.37	0.00	1.68	0.18	75.05
BlackRock LifePath® Index 2045 K	91.67	53.93	37.74	6.96	21.40	0.00	1.26	0.11	75.19
BlackRock LifePath® Index 2050 K	96.96	56.88	40.08	2.10	21.23	0.00	0.87	0.07	75.48
BlackRock LifePath® Index 2055 K	98.15	57.47	40.68	0.94	9.80	0.00	0.84	0.07	75.21
BlackRock LifePath® Index 2060 K	98.15	57.33	40.82	0.94	6.06	0.00	0.84	0.07	75.09
BlackRock LifePath® Index 2065 K	98.15	57.44	40.71	0.94	0.00	0.00	0.85	0.07	75.27
BlackRock LifePath® Index Retire K	40.35	26.13	14.22	55.51	12.26	0.00	3.55	0.58	59.64