

CONNECTICUT PEDIATRIC PARTNERSHIP

Screens Summary (Data as of 12-31-2021)

Fund Removed from Approved List

Fund on Watch List

Name	Ticker	Asset Class	Trailing Performance and Risk				Management			Style		Expense				
			1 Yr	3 Yr	5 Yr	10 Yr	Pass/ Fail	Std Dev 3 Yr %	Beta 3 Yr %	Tenure	Pass/ Fail	Style Box	Pass/ Fail	Exp Ratio	Pass/ Fail	
US Stock																
Vanguard 500 Index Admiral	VFIAX	Large Blend Index	28.66	26.03	18.43	16.51		17.42	1.00	5.68				0.04		
<i>percentile rank</i>			23	24	18	11										
<i># of funds in category</i>			1,394	1,256	1,121	831										
Vanguard Growth Index Admiral	VIGAX	Large Growth	27.26	34.78	24.77	19.29		18.52	1.00	27.02				0.05		
<i>percentile rank</i>			19	11	27	19										
<i># of funds in category</i>			1,241	1,120	1,020	772										
Vanguard Value Index Adm	VVIAX	Large Value	26.49	17.64	12.52	13.74		18.34	0.94	27.02				0.05		
<i>percentile rank</i>			44	51	35	16										
<i># of funds in category</i>			1,212	1,148	1,041	759										
Vanguard Mid Cap Index Admiral	VIMAX	Mid-Cap Blend	24.51	24.48	15.86	15.12		20.29	0.97	23.63				0.05		
<i>percentile rank</i>			47	11	6	9										
<i># of funds in category</i>			392	361	314	207										
Vanguard Small Cap Growth Index Admiral	VSGAX	Small Growth	5.70	23.82	16.90	14.83		22.36	0.94	17.01				0.07		
<i>percentile rank</i>			69	59	56	59										
<i># of funds in category</i>			617	582	520	394										
Vanguard Small Cap Value Index Admiral	VSIAX	Small Value	28.09	18.51	10.31	13.30		24.66	0.96	5.68				0.07		
<i>percentile rank</i>			68	45	23	14										
<i># of funds in category</i>			447	419	393	301										
Non-US Stock																
American Funds New World R6	RNWXG	Diversified Emerging Mkts	5.13	19.03	14.59	9.58		17.60	0.88	22.56				0.57		
<i>percentile rank</i>			27	9	8	3										
<i># of funds in category</i>			794	721	616	344										
Vanguard Developed Markets Index Admiral	VTMGX	Foreign Large Blend Index	11.43	14.46	10.15	8.51		17.89	1.03	8.86				0.07		
<i>percentile rank</i>			34	33	28	24										
<i># of funds in category</i>			771	704	607	415										
American Funds Europacific Growth R6	RERGX	Foreign Large Growth	2.84	17.95	12.87	10.01		17.88	0.99	20.60				0.46		
<i>percentile rank</i>			80	70	67	47										
<i># of funds in category</i>			452	387	333	225										
Alternative																
Vanguard Real Estate Index Admiral	VGSLX	Real Estate	40.40	19.95	11.24	11.51		18.85	0.94	25.65		—		0.12		
<i>percentile rank</i>			59	42	49	31										
<i># of funds in category</i>			255	235	202	151										
Fixed Income																
Baird Core Plus Bond Inst	BCOIX	Core Plus Bond	-1.02	5.85	4.30	3.93		4.17	1.09	21.27		—	—	0.30		
<i>percentile rank</i>			60	35	30	28										
<i># of funds in category</i>			606	570	496	354										

CONNECTICUT PEDIATRIC PARTNERSHIP

Screens Summary (Data as of 12-31-2021)


⊖ Fund Removed from Approved List ⚠ Fund on Watch List

Name	Ticker	Asset Class	Trailing Performance and Risk				Management			Style		Expense			
			1 Yr	3 Yr	5 Yr	10 Yr	Pass/ Fail	Std Dev 3 Yr %	Beta 3 Yr %	Tenure	Pass/ Fail	Style Box	Pass/ Fail	Exp Ratio	Pass/ Fail
American Century Inflation Adjs Bond R5 <i>percentile rank</i> <i># of funds in category</i>	AIANX	Inflation-Protected Bond	6.59 13 210	8.38 25 203	5.15 33 180	2.85 39 125	✔	4.18	1.05	20.10	✔	—	—	0.27	✔
Vanguard Total Bond Market Index Adm <i>percentile rank</i> <i># of funds in category</i>	VBTLX	Intermediate-Term Bond	-1.67 52 426	4.82 46 389	3.58 42 351	2.86 55 256	✔	3.60	1.06	8.86	✔	☐	—	0.05	✔
PIMCO Short-Term I2 <i>percentile rank</i> <i># of funds in category</i>	PTSPX	Ultrashort Bond	-0.09 79 239	1.72 35 214	1.78 27 175	1.75 15 94	✔	2.36	0.16	11.01	✔	—	—	0.57	✖





















Target Date															
Vanguard Target Retirement 2015 Fund <i>percentile rank</i> <i># of funds in category</i>	VTXVX	Target Date	5.78 97 123	10.24 85 118	7.71 78 89	7.46 68 45	✔	6.82	0.81	8.86	✔	—	✔	0.12	✔
Vanguard Target Retirement 2020 Fund <i>percentile rank</i> <i># of funds in category</i>	VTWNX	Target Date	8.17 68 172	12.55 49 161	9.26 37 127	8.71 32 65	✔	9.04	0.97	8.86	✔	—	✔	0.13	✔
Vanguard Target Retirement 2025 Fund <i>percentile rank</i> <i># of funds in category</i>	VTTVX	Target Date	9.80 57 222	14.17 39 205	10.35 30 169	9.60 20 89	✔	10.69	1.02	8.86	✔	—	✔	0.13	✔
Vanguard Target Retirement 2030 Fund <i>percentile rank</i> <i># of funds in category</i>	VTHRX	Target Date	11.38 61 223	15.45 50 204	11.23 42 169	10.36 24 94	✔	11.97	0.99	8.86	✔	—	✔	0.14	✔
Vanguard Target Retirement 2035 Fund <i>percentile rank</i> <i># of funds in category</i>	VTTX	Target Date	12.96 79 215	16.66 57 202	12.06 47 166	11.10 31 86	✔	13.24	0.95	8.86	✔	—	✔	0.14	✔
Vanguard Target Retirement 2040 Fund <i>percentile rank</i> <i># of funds in category</i>	VFORX	Target Date	14.56 81 217	17.89 53 204	12.88 40 169	11.69 31 94	✔	14.51	0.94	8.86	✔	—	✔	0.14	✔
Vanguard Target Retirement 2045 Fund <i>percentile rank</i> <i># of funds in category</i>	VTIVX	Target Date	16.16 68 215	19.06 49 202	13.55 38 166	12.04 25 85	✔	15.74	0.96	8.86	✔	—	✔	0.15	✔
Vanguard Target Retirement 2050 Fund <i>percentile rank</i> <i># of funds in category</i>	VFIFX	Target Date	16.41 74 217	19.19 56 204	13.62 43 169	12.07 28 86	✔	15.77	0.94	8.86	✔	—	✔	0.15	✔
Vanguard Target Retirement 2055 Fund <i>percentile rank</i> <i># of funds in category</i>	VFFVX	Target Date	16.44 78 215	19.18 62 202	13.61 51 164	12.05 34 65	✔	15.77	0.94	8.86	✔	—	✔	0.15	✔
Vanguard Target Retirement 2060 Fund <i>percentile rank</i> <i># of funds in category</i>	VTTX	Target Date	16.44 81 209	19.17 67 189	13.61 57 140	— — —	✔	15.75	1.44	8.86	✔	—	✔	0.15	✔
Vanguard Target Retirement 2065 Fund <i>percentile rank</i> <i># of funds in category</i>	VLXVX	Target Date	16.46 76 135	19.13 79 17	— — —	— — —	✖	15.79	1.44	4.47	✔	—	✔	0.15	✔

CONNECTICUT PEDIATRIC PARTNERSHIP

Screens Summary (Data as of 12-31-2021)

 Fund Removed from Approved List

 Fund on Watch List

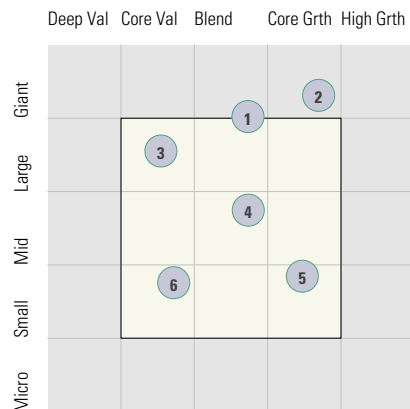
Name	Ticker	Asset Class	Trailing Performance and Risk				Management			Style		Expense			
			1 Yr	3 Yr	5 Yr	10 Yr	Pass/ Fail	Std Dev 3 Yr %	Beta 3 Yr %	Tenure	Pass/ Fail	Style Box	Pass/ Fail	Exp Ratio	Pass/ Fail
Vanguard Target Retirement Income Fund	VTINX	Target Date	5.25	9.43	6.85	5.88		5.87	0.83	8.86		—		0.12	
<i>percentile rank</i>			<i>65</i>	<i>47</i>	<i>46</i>	<i>38</i>									
<i># of funds in category</i>			<i>169</i>	<i>153</i>	<i>128</i>	<i>79</i>									
Balanced															
Vanguard LifeStrategy Cnsv Gr Inv	VSCGX	Target Risk	6.05	11.01	8.05	7.09		7.46	1.01	27.27		—		0.12	
<i>percentile rank</i>			<i>85</i>	<i>48</i>	<i>31</i>	<i>33</i>									
<i># of funds in category</i>			<i>504</i>	<i>466</i>	<i>428</i>	<i>284</i>									
Vanguard LifeStrategy Growth Inv	VASGX	Target Risk	14.35	17.58	12.53	11.12		14.06	1.03	27.27		—		0.14	
<i>percentile rank</i>			<i>70</i>	<i>37</i>	<i>22</i>	<i>25</i>									
<i># of funds in category</i>			<i>321</i>	<i>294</i>	<i>265</i>	<i>196</i>									
Vanguard LifeStrategy Income Inv	VASIX	Target Risk	1.92	7.61	5.70	4.98		4.63	0.97	27.27		—		0.11	
<i>percentile rank</i>			<i>90</i>	<i>61</i>	<i>39</i>	<i>47</i>									
<i># of funds in category</i>			<i>195</i>	<i>182</i>	<i>168</i>	<i>110</i>									
Vanguard LifeStrategy Moderate Gr Inv	VSMGX	Target Risk	10.08	14.28	10.30	9.12		10.70	0.99	27.27		—		0.13	
<i>percentile rank</i>			<i>88</i>	<i>62</i>	<i>52</i>	<i>58</i>									
<i># of funds in category</i>			<i>711</i>	<i>666</i>	<i>602</i>	<i>434</i>									

CONNECTICUT PEDIATRIC PARTNERSHIP

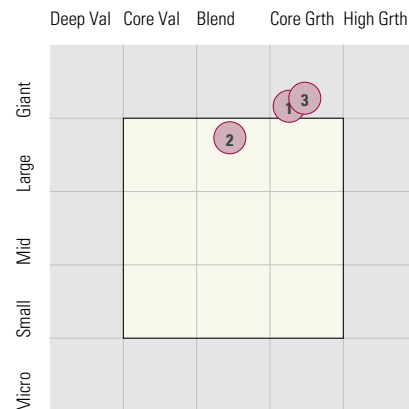
Style Analysis (Data as of 12-31-2021)

Style Analysis

Morningstar Style Box US Stock



Morningstar Style Box Non-US Stock



US Stock Funds

	Category	Super Sectors %			Asset Allocation %			Avg Mkt Cap M\$	
		Cyclical	Defensive	Sensitive	Cash	US Stock	Foreign		
1	Vanguard 500 Index Admiral	Large Blend Index	30.22	22.16	47.62	0.47	98.51	1.02	230.90
2	Vanguard Growth Index Admiral	Large Growth	28.56	10.08	61.37	0.34	98.76	0.90	373.48
3	Vanguard Value Index Adm	Large Value	31.35	36.90	31.75	0.12	99.09	0.79	105.80
4	Vanguard Mid Cap Index Admiral	Mid-Cap Blend	35.40	20.87	43.74	0.90	97.64	1.46	27.29
5	Vanguard Small Cap Growth Index Admiral	Small Growth	28.18	24.76	47.06	1.57	97.72	0.72	6.32
6	Vanguard Small Cap Value Index Admiral	Small Value	51.47	13.98	34.56	0.31	99.00	0.68	5.77

Non-US Stock Funds

	Category	Super Sectors %			Regional Exposure %			Market Maturity %			
		Cyclical	Defensive	Sensitive	Americas	Greater Asia	Greater Europe	Developed	EM%	Avg Mkt Cap M\$	
1	American Funds New World R6	Diversified Emerging Mkts	37.47	21.32	41.22	37.45	39.39	23.15	61.07	38.93	66.76
2	Vanguard Developed Markets Index Admiral	Foreign Large Blend Index	40.39	22.20	37.42	10.54	35.47	53.99	99.21	0.79	31.48
3	American Funds Europacific Growth R6	Foreign Large Growth	36.08	19.48	44.44	13.65	37.75	48.60	77.71	22.29	61.49

Fixed Income Funds

	Category	Super Sectors %				Other Stats		Credit Quality %		
		US Govt Debt	Mtg	US Credit	Non US	Avg Eff Duration	Inv Grade	Below Inv Grade	NR/NA	
1	Baird Core Plus Bond Inst	Core Plus Bond	22.35	13.87	54.52	0.00	6.54	95.80	4.00	0.20
2	American Century Inflation Adjs Bond R5	Inflation-Protected Bond	86.41	0.04	8.09	0.00	7.37	96.98	0.09	2.93
3	Vanguard Total Bond Market Index Adm	Intermediate-Term Bond	46.92	20.64	28.71	0.00	6.84	99.97	0.01	0.02
4	PIMCO Short-Term I2	Ultrashort Bond	37.43	2.57	29.41	0.00	0.26	91.00	9.00	0.00

CONNECTICUT PEDIATRIC PARTNERSHIP

Target Date Analysis (Data as of 12-31-2021)

Target Date Allocation

● Stocks ● Cash ● Bonds ● Other



Target Date Portfolio Data

Asset Allocation %

	Total Stock	US Stock	Non-US Stock	Total Bond	Infl Prot Bond	HY Bond	Cash	Other	Avg Mkt Cap \$M
Vanguard Target Retirement 2015 Fund	30.36	18.11	12.25	65.78	19.08	0.24	3.36	0.50	73.70
Vanguard Target Retirement 2020 Fund	44.76	26.98	17.78	51.87	14.46	0.20	2.95	0.42	74.41
Vanguard Target Retirement 2025 Fund	56.19	33.94	22.25	40.74	2.58	0.19	2.67	0.39	74.55
Vanguard Target Retirement 2030 Fund	64.47	38.93	25.54	32.65	0.00	0.16	2.54	0.33	74.53
Vanguard Target Retirement 2035 Fund	71.81	43.33	28.48	25.31	0.00	0.12	2.62	0.26	74.47
Vanguard Target Retirement 2040 Fund	79.01	47.60	31.41	18.29	0.00	0.09	2.51	0.19	74.37
Vanguard Target Retirement 2045 Fund	86.30	52.07	34.23	10.88	0.00	0.05	2.70	0.13	74.47
Vanguard Target Retirement 2050 Fund	88.31	53.29	35.02	8.97	0.00	0.04	2.61	0.11	74.48
Vanguard Target Retirement 2055 Fund	88.15	53.35	34.80	9.05	0.00	0.04	2.70	0.11	74.69
Vanguard Target Retirement 2060 Fund	88.01	53.55	34.46	9.09	0.00	0.04	2.78	0.11	75.05
Vanguard Target Retirement 2065 Fund	87.90	52.71	35.19	9.12	0.00	0.04	2.87	0.11	74.06
Vanguard Target Retirement Income Fund	29.11	17.36	11.75	66.98	19.63	0.24	3.40	0.50	73.68