

DWL ARCHITECTS 401K RETIREMENT

Screens Summary (Data as of 12-31-2021)

Fund Removed from Approved List

Fund on Watch List

Name	Ticker	Asset Class	Trailing Performance and Risk				Management			Style		Expense				
			1 Yr	3 Yr	5 Yr	10 Yr	Pass/ Fail	Std Dev 3 Yr %	Beta 3 Yr %	Tenure	Pass/ Fail	Style Box	Pass/ Fail	Exp Ratio	Pass/ Fail	
US Stock																
JPMorgan US Equity R6 <i>percentile rank</i> <i># of funds in category</i>	JUEMX	Large Blend	28.80 22 1,394	29.25 3 1,256	19.86 5 1,121	17.57 1 831		17.93	1.02	7.38				0.44		
Vanguard 500 Index Admiral <i>percentile rank</i> <i># of funds in category</i>	VFIAX	Large Blend Index	28.66 23 1,394	26.03 24 1,256	18.43 18 1,121	16.51 11 831		17.42	1.00	5.68				0.04		
Vanguard Growth Index Admiral <i>percentile rank</i> <i># of funds in category</i>	VIGAX	Large Growth	27.26 19 1,241	34.78 11 1,120	24.77 27 1,020	19.29 19 772		18.52	1.00	27.02				0.05		
American Funds Washington Mutual R6 <i>percentile rank</i> <i># of funds in category</i>	RWMGX	Large Value	28.90 21 1,394	20.61 87 1,256	15.53 74 1,121	14.59 69 831		16.72	0.93	24.52				0.27		
Vanguard Mid-Cap Growth Index Admiral <i>percentile rank</i> <i># of funds in category</i>	VMGMX	Mid-Cap Growth	20.48 19 591	29.44 31 541	20.05 39 494	16.45 33 383		19.93	0.96	8.86				0.07		
Vanguard Mid-Cap Value Index Admiral <i>percentile rank</i> <i># of funds in category</i>	VMVAX	Mid-Cap Value	28.76 53 415	19.11 50 393	11.61 24 353	13.57 13 267		21.92	0.98	15.38				0.07		
Carillon Eagle Small Cap Growth I <i>percentile rank</i> <i># of funds in category</i>	HSIIX	Small Growth	1.72 83 617	20.74 85 582	14.28 79 520	13.27 85 394		23.35	0.97	26.02				0.78		
Victory Sycamore Small Company Opp I <i>percentile rank</i> <i># of funds in category</i>	VSOIX	Small Value	25.56 83 447	18.63 42 419	11.37 11 393	13.53 8 301		21.62	0.83	23.60				0.93		
Non-US Stock																
American Funds New World R6 <i>percentile rank</i> <i># of funds in category</i>	RNWGX	Diversified Emerging Mkts	5.13 27 794	19.03 9 721	14.59 8 616	9.58 3 344		17.60	0.88	22.56				0.57		
American Funds Intl Gr and Inc R6 <i>percentile rank</i> <i># of funds in category</i>	RIGGX	Foreign Large Blend	10.12 54 771	14.97 27 704	10.55 21 607	7.90 49 415		18.84	1.09	13.26				0.54		
Vanguard International Growth Adm <i>percentile rank</i> <i># of funds in category</i>	VWILX	Foreign Large Growth	-0.74 89 452	27.75 4 387	21.14 3 333	13.96 4 225		20.05	0.97	18.91				0.32		
Vanguard International Value Inv <i>percentile rank</i> <i># of funds in category</i>	VTRIX	Foreign Large Value	7.97 87 350	12.31 19 326	9.16 4 286	7.57 16 180		19.55	1.11	11.60				0.35		
American Funds New Perspective R6 <i>percentile rank</i> <i># of funds in category</i>	RNPGX	World Stock	18.10 28 355	27.28 28 306	20.28 22 261	15.81 15 166		18.04	1.04	21.10		—		0.41		

DWL ARCHITECTS 401K RETIREMENT

Screens Summary (Data as of 12-31-2021)

Fund Removed from Approved List

Fund on Watch List

Name	Ticker	Asset Class	Trailing Performance and Risk				Management			Style		Expense			
			1 Yr	3 Yr	5 Yr	10 Yr	Pass/ Fail	Std Dev 3 Yr %	Beta 3 Yr %	Tenure	Pass/ Fail	Style Box	Pass/ Fail	Exp Ratio	Pass/ Fail
Alternative															
PIMCO Commodity Real Return Strat I2	PCRPX	Commodities Broad Basket	33.15	14.61	5.87	-1.87		18.74	1.19	7.00		—	—	0.92	
<i>percentile rank</i>			28	8	29	45									
<i># of funds in category</i>			114	109	86	55									
Vanguard Real Estate Index Admiral	VGSLX	Real Estate	40.40	19.95	11.24	11.51		18.85	0.94	25.65		—		0.12	
<i>percentile rank</i>			59	42	49	31									
<i># of funds in category</i>			255	235	202	151									
Fixed Income															
BlackRock High Yield Bond Instl	BHYIX	High Yield Bond	5.90	8.92	6.31	6.98		9.50	1.02	14.01		—	—	0.62	
<i>percentile rank</i>			20	19	13	7									
<i># of funds in category</i>			680	636	560	373									
BlackRock Inflation Protected Bond Instl	BPRIX	Inflation- Protected Bond	5.74	8.56	5.29	2.90		4.05	1.02	4.88		—	—	0.44	
<i>percentile rank</i>			30	16	23	34									
<i># of funds in category</i>			210	203	180	125									
Vanguard Interm-Term Bond Index Adm	VBILX	Intermediate- Term Bond	-2.36	5.71	4.13	3.49		4.26	1.23	13.69			—	0.07	
<i>percentile rank</i>			94	11	8	16									
<i># of funds in category</i>			426	389	351	256									
PIMCO Income I2	PONPX	Multisector Bond	2.50	5.36	4.98	6.87		5.79	0.83	14.77		—	—	0.72	
<i>percentile rank</i>			48	60	28	1									
<i># of funds in category</i>			339	277	238	134									
PIMCO Short-Term I2	PTSPX	Ultrashort Bond	-0.09	1.72	1.78	1.75		2.36	0.16	11.01		—	—	0.57	
<i>percentile rank</i>			79	35	27	15									
<i># of funds in category</i>			239	214	175	94									
PIMCO International Bond (USD-Hdg) I-2	PFBPX	World Bond	-1.76	3.76	3.44	4.68		3.60	0.71	7.27		—	—	0.62	
<i>percentile rank</i>			48	65	30	8									
<i># of funds in category</i>			125	110	81	48									
Target Date															
American Funds 2010 Trgt Date Retire R6	RFTTX	Target Date	9.32	10.80	7.93	7.56		6.99	0.90	10.01		—		0.28	
<i>percentile rank</i>			1	39	21	5									
<i># of funds in category</i>			121	116	78	53									
American Funds 2015 Trgt Date Retire R6	RFJTX	Target Date	10.27	11.70	8.55	8.29		7.70	0.90	10.01		—		0.29	
<i>percentile rank</i>			1	39	29	3									
<i># of funds in category</i>			123	118	89	45									
American Funds 2020 Trgt Date Retire R6	RRCTX	Target Date	10.64	12.38	9.29	9.12		8.06	0.86	10.01		—		0.30	
<i>percentile rank</i>			4	50	29	5									
<i># of funds in category</i>			172	161	127	65									
American Funds 2025 Trgt Date Retire R6	RFDTX	Target Date	11.44	14.29	10.69	10.55		9.41	0.89	10.01		—		0.31	
<i>percentile rank</i>			17	31	11	1									
<i># of funds in category</i>			222	205	169	89									

DWL ARCHITECTS 401K RETIREMENT

Screens Summary (Data as of 12-31-2021)

⊖ Fund Removed from Approved List
 ! Fund on Watch List

Name	Ticker	Asset Class	Trailing Performance and Risk				Management			Style		Expense			
			1 Yr	3 Yr	5 Yr	10 Yr	Pass/ Fail	Std Dev 3 Yr %	Beta 3 Yr %	Tenure	Pass/ Fail	Style Box	Pass/ Fail	Exp Ratio	Pass/ Fail
American Funds 2030 Trgt Date Retire R6 <i>percentile rank</i> <i># of funds in category</i>	RFETX	Target Date	13.16 16 223	16.09 29 204	12.16 4 169	11.65 1 94	✔	11.12	0.91	10.01	✔	—	✔	0.33	✔
American Funds 2035 Trgt Date Retire R6 <i>percentile rank</i> <i># of funds in category</i>	RFCTX	Target Date	15.54 11 215	18.75 4 202	13.97 1 166	12.63 1 86	✔	13.41	0.96	10.01	✔	—	✔	0.35	✔
American Funds 2040 Trgt Date Retire R6 <i>percentile rank</i> <i># of funds in category</i>	RFCTX	Target Date	16.83 16 217	19.96 4 204	14.75 1 169	13.09 1 94	✔	14.51	0.93	10.01	✔	—	✖	0.36	✔
American Funds 2045 Trgt Date Retire R6 <i>percentile rank</i> <i># of funds in category</i>	RFHTX	Target Date	17.18 35 215	20.32 6 202	15.02 1 166	13.25 1 85	✔	14.83	0.90	10.01	✔	—	✖	0.37	✔
American Funds 2050 Trgt Date Retire R6 <i>percentile rank</i> <i># of funds in category</i>	RFITX	Target Date	17.27 43 217	20.53 1 204	15.17 1 169	13.33 1 86	✔	15.05	0.89	10.01	✔	—	✖	0.37	✔
American Funds 2055 Trgt Date Retire R6 <i>percentile rank</i> <i># of funds in category</i>	RFKTX	Target Date	17.28 48 215	20.54 5 202	15.17 1 164	13.32 1 65	✔	15.05	0.89	10.01	✔	—	✖	0.38	✔
American Funds 2060 Trgt Date Retire R6 <i>percentile rank</i> <i># of funds in category</i>	RFUTX	Target Date	17.19 56 209	20.51 9 189	15.13 1 140	— — —	✔	15.03	1.36	6.77	✔	—	✖	0.38	✔
American Funds 2065 Trgt Date Retire R6 <i>percentile rank</i> <i># of funds in category</i>	RFVTX	Target Date	17.32 50 135	— — 17	— — —	— — —	—	—	—	2.00	✖	—	✖	0.38	✔

Balanced

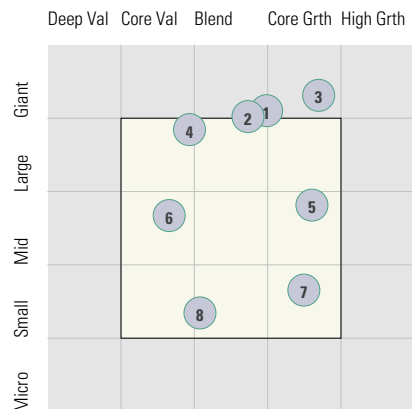
Invesco Equity and Income Y <i>percentile rank</i> <i># of funds in category</i>	ACETX	Moderate Allocation	18.43 10 711	16.23 30 666	9.60 71 602	10.69 22 434	✔	15.34	1.34	18.68	✔	—	✔	0.53	✔
--	-------	------------------------	--------------------	--------------------	-------------------	--------------------	---	-------	------	-------	---	---	---	------	---

DWL ARCHITECTS 401K RETIREMENT

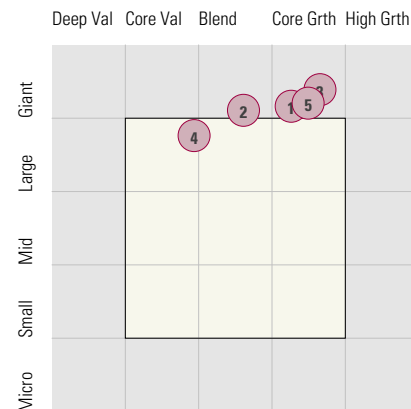
Style Analysis (Data as of 12-31-2021)

Style Analysis

Morningstar Style Box US Stock



Morningstar Style Box Non-US Stock



US Stock Funds

	Category	Super Sectors %			Asset Allocation %			Avg Mkt Cap M\$	
		Cyclical	Defensive	Sensitive	Cash	US Stock	Foreign		
1	JPMorgan US Equity R6	Large Blend	39.68	17.25	43.07	0.63	95.77	3.60	237.46
2	Vanguard 500 Index Admiral	Large Blend Index	30.22	22.16	47.62	0.47	98.51	1.02	230.90
3	Vanguard Growth Index Admiral	Large Growth	28.56	10.08	61.37	0.34	98.76	0.90	373.48
4	American Funds Washington Mutual R6	Large Value	30.97	27.31	41.72	2.69	88.66	7.86	157.45
5	Vanguard Mid-Cap Growth Index Admiral	Mid-Cap Growth	24.32	18.25	57.44	0.49	98.59	0.92	30.85
6	Vanguard Mid-Cap Value Index Admiral	Mid-Cap Value	47.19	23.69	29.11	1.05	96.91	2.04	23.93
7	Carillon Eagle Small Cap Growth I	Small Growth	26.79	28.54	44.67	1.45	96.28	2.28	4.99
8	Victory Sycamore Small Company Opp I	Small Value	44.21	11.97	43.83	1.15	96.93	1.92	3.36

Non-US Stock Funds

	Category	Super Sectors %			Regional Exposure %			Market Maturity %			
		Cyclical	Defensive	Sensitive	Americas	Greater Asia	Greater Europe	Developed	EM%	Avg Mkt Cap M\$	
1	American Funds New World R6	Diversified Emerging Mkts	37.47	21.32	41.22	37.45	39.39	23.15	61.07	38.93	66.76
2	American Funds Intl Gr and Inc R6	Foreign Large Blend	38.21	22.80	38.99	12.73	30.07	57.20	83.84	16.16	55.02
3	Vanguard International Growth Adm	Foreign Large Growth	38.02	25.18	36.80	19.77	31.83	48.40	78.61	21.39	85.43
4	Vanguard International Value Inv	Foreign Large Value	47.50	14.47	38.04	12.41	36.27	51.31	82.31	17.69	30.20
5	American Funds New Perspective R6	World Stock	38.03	18.33	43.63	61.53	12.23	26.24	95.76	4.24	157.93

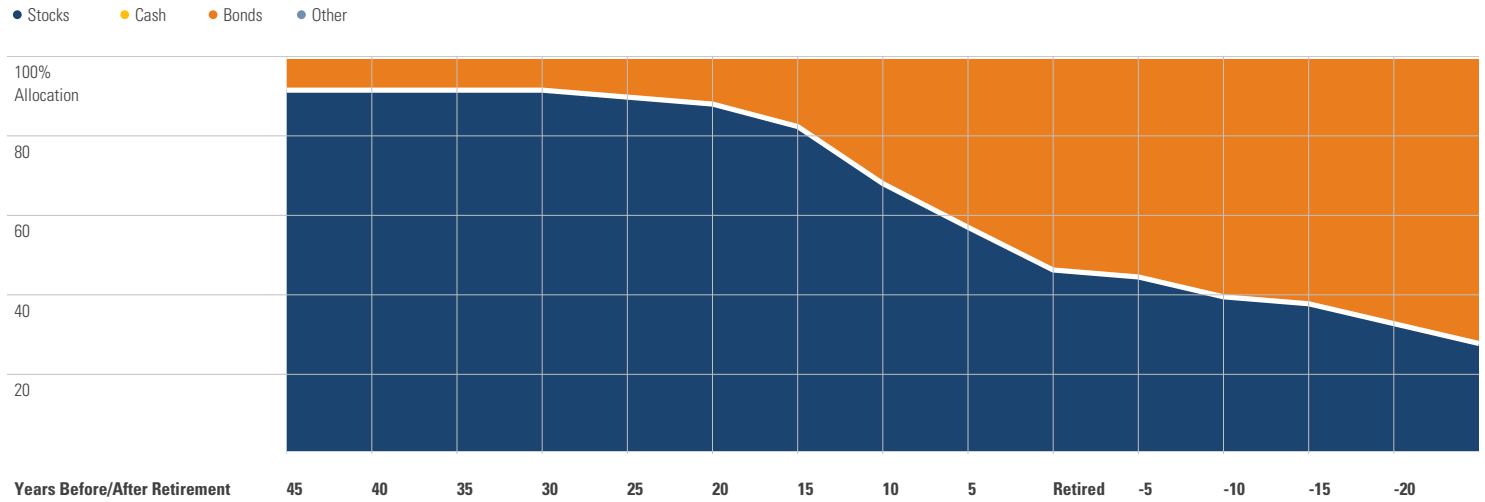
Fixed Income Funds

	Category	Super Sectors %				Avg Eff Duration	Credit Quality %			
		US Govt Debt	Mtg	US Credit	Non US		Inv Grade	Below Inv Grade	NR/NA	
1	BlackRock High Yield Bond Instl	High Yield Bond	0.04	0.00	85.01	0.00	1.45	3.29	93.68	3.02
2	BlackRock Inflation Protected Bond Instl	Inflation-Protected Bond	95.96	0.00	1.91	0.00	6.91	98.70	0.15	1.15
3	Vanguard Inter-Term Bond Index Adm	Intermediate-Term Bond	59.26	0.00	40.62	0.00	6.62	99.92	0.03	0.05
4	PIMCO Income I2	Multisector Bond	53.76	6.54	15.92	0.00	1.74	81.00	19.00	0.00
5	PIMCO Short-Term I2	Ultrashort Bond	37.43	2.57	29.41	0.00	0.26	91.00	9.00	0.00
6	PIMCO International Bond (USD-Hdg) I-2	World Bond	64.24	3.07	7.24	0.00	7.02	93.00	7.00	0.00

DWL ARCHITECTS 401K RETIREMENT

Target Date Analysis (Data as of 12-31-2021)

Target Date Allocation



Target Date Portfolio Data

Asset Allocation %

	Total Stock	US Stock	Non-US Stock	Total Bond	Infl Prot Bond	HY Bond	Cash	Other	Avg Mkt Cap \$M
American Funds 2010 Trgt Date Retire R6	40.78	30.11	10.67	50.82	14.68	3.76	6.84	1.56	113.70
American Funds 2015 Trgt Date Retire R6	43.91	32.31	11.60	47.80	15.96	4.95	6.77	1.50	116.06
American Funds 2020 Trgt Date Retire R6	46.33	33.72	12.61	45.44	16.55	4.74	6.82	1.41	117.07
American Funds 2025 Trgt Date Retire R6	53.23	38.39	14.84	38.92	16.78	2.29	6.62	1.24	113.81
American Funds 2030 Trgt Date Retire R6	62.59	45.02	17.57	30.01	17.00	0.76	6.30	1.12	108.72
American Funds 2035 Trgt Date Retire R6	74.85	53.22	21.63	18.70	17.90	0.46	5.42	1.03	103.23
American Funds 2040 Trgt Date Retire R6	83.52	58.58	24.94	10.78	14.34	0.30	4.67	1.02	99.37
American Funds 2045 Trgt Date Retire R6	85.96	60.07	25.89	8.59	10.53	0.22	4.48	0.98	97.97
American Funds 2050 Trgt Date Retire R6	86.84	60.44	26.40	7.86	10.58	0.12	4.43	0.86	96.63
American Funds 2055 Trgt Date Retire R6	87.25	60.49	26.76	7.57	10.60	0.08	4.37	0.82	94.48
American Funds 2060 Trgt Date Retire R6	87.20	60.44	26.76	7.64	10.69	0.08	4.35	0.82	93.63
American Funds 2065 Trgt Date Retire R6	87.21	60.41	26.80	7.63	10.64	0.08	4.35	0.82	93.65