

EDUCATIONAL SYSTEMS FEDERAL CREDIT

Screens Summary (Data as of 12-31-2021)

⊖ Fund Removed from Approved List ⚠ Fund on Watch List

Name	Ticker	Asset Class	Trailing Performance and Risk				Management			Style		Expense		ESG Metrics				
			1 Yr	3 Yr	5 Yr	10 Yr	Pass/ Fail	Std Dev 3 Yr %	Beta 3 Yr %	Tenure	Pass/ Fail	Style Box	Pass/ Fail	Exp Ratio	Sustain. Rating	Commit. Level	Carbon Risk	
																Updated	Updated	Updated
Alternative																		
DWS Enhanced Commodity Strategy S	SKSRX	Commodities Broad Basket	29.72	9.28	3.17	-0.82	✓	14.49	0.92	11.76	✓	—	✓	1.09	✓	2	—	—
<i>percentile rank</i>			52	73	78	19												
<i># of funds in category</i>			114	109	86	55									11-30-2021	—	—	
⚠ T. Rowe Price Global Real Estate Adv	PAGEX	Global Real Estate	28.54	14.89	8.53	8.84	✓	17.86	0.88	0.75	✗	☒	✓	1.15	✓	2	—	Medium Risk
<i>percentile rank</i>			27	32	53	49												
<i># of funds in category</i>			198	198	177	112									11-30-2021	—	09-30-2021	
Fixed Income																		
Eaton Vance Income Fund of Boston A	EVIBX	High Yield Bond	5.54	7.81	5.24	5.92	✓	8.42	0.90	7.16	✓	—	—	1.00	✓	—	—	—
<i>percentile rank</i>			28	49	54	48												
<i># of funds in category</i>			680	636	560	373												
BlackRock Inflation Protected Bond Inv A	BPRAX	Inflation-Protected Bond	5.45	8.27	5.01	2.61	✓	4.00	1.01	4.88	✓	—	—	0.69	✓	3	—	—
<i>percentile rank</i>			47	33	40	52												
<i># of funds in category</i>			210	203	180	125									11-30-2021	—	—	
Metropolitan West Total Return Bd M	MWTRX	Intermediate-Term Bond	-1.34	5.35	3.80	3.82	✓	3.54	1.02	24.77	✓	—	—	0.67	✓	4	—	—
<i>percentile rank</i>			77	55	59	32												
<i># of funds in category</i>			606	570	496	354									09-30-2021	—	—	
PIMCO Income A	PONAX	Multisector Bond	2.20	5.04	4.66	6.56	✓	5.79	0.83	14.77	✓	—	—	1.02	✓	—	—	—
<i>percentile rank</i>			54	65	40	2												
<i># of funds in category</i>			339	277	238	134												
PIMCO Short-Term A	PSHAX	Ultrashort Bond	-0.24	1.56	1.62	1.60	✓	2.36	0.16	11.01	✓	—	—	0.72	✗	—	—	—
<i>percentile rank</i>			89	48	45	20												
<i># of funds in category</i>			239	214	175	94												
PIMCO International Bond (USD-Hdg) A	PFOAX	World Bond	-2.06	3.45	3.13	4.36	✓	3.60	0.71	7.27	✓	—	—	0.92	✓	2	—	—
<i>percentile rank</i>			57	74	58	15												
<i># of funds in category</i>			125	110	81	48									11-30-2021	—	—	
Target Date																		
American Funds 2010 Trgt Date Retire R4	RDATX	Target Date	8.95	10.38	7.53	7.18	✓	6.95	0.90	10.01	✓	—	✗	0.63	✓	2	—	—
<i>percentile rank</i>			5	56	55	36												
<i># of funds in category</i>			121	116	78	53									11-30-2021	—	—	
American Funds 2015 Trgt Date Retire R4	RDBTX	Target Date	9.98	11.32	8.18	7.92	✓	7.70	0.90	10.01	✓	—	✗	0.64	✓	2	—	—
<i>percentile rank</i>			4	57	48	28												
<i># of funds in category</i>			123	118	89	45									11-30-2021	—	—	
American Funds 2020 Trgt Date Retire R4	RDCTX	Target Date	10.29	12.02	8.91	8.74	✓	8.09	0.86	10.01	✓	—	✓	0.65	✓	2	—	—
<i>percentile rank</i>			12	61	52	27												
<i># of funds in category</i>			172	161	127	65									11-30-2021	—	—	
American Funds 2025 Trgt Date Retire R4	RDDTX	Target Date	10.98	13.88	10.31	10.16	✓	9.40	0.89	10.01	✓	—	✓	0.66	✓	3	—	Low Risk
<i>percentile rank</i>			22	47	35	4												
<i># of funds in category</i>			222	205	169	89									11-30-2021	—	09-30-2020	

EDUCATIONAL SYSTEMS FEDERAL CREDIT

Screens Summary (Data as of 12-31-2021)

⊖ Fund Removed from Approved List ⚠ Fund on Watch List

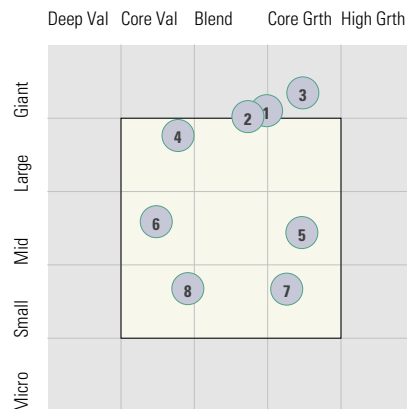
Name	Ticker	Asset Class	Trailing Performance and Risk				Management			Style	Expense		ESG Metrics					
			1 Yr	3 Yr	5 Yr	10 Yr	Pass/ Fail	Std Dev 3 Yr %	Beta 3 Yr %	Tenure	Pass/ Fail	Style Box	Pass/ Fail	Exp Ratio	Pass/ Fail	Sustain. Rating	Commit. Level	Carbon Risk
															Updated	Updated	Updated	
American Funds 2030 Trgt Date Retire R4	RDETX	Target Date	12.66	15.68	11.76	11.25	✔	11.14	0.91	10.01	✔	—	✔	0.68	✔	3	—	Low Risk
<i>percentile rank</i>			25	37	16	3												
<i># of funds in category</i>			223	204	169	94									11-30-2021	—	09-30-2021	
American Funds 2035 Trgt Date Retire R4	RDFTX	Target Date	15.13	18.34	13.56	12.23	✔	13.42	0.96	10.01	✔	—	✔	0.70	✔	3	—	Low Risk
<i>percentile rank</i>			16	13	1	2												
<i># of funds in category</i>			215	202	166	86									11-30-2021	—	09-30-2021	
American Funds 2040 Trgt Date Retire R4	RDGTX	Target Date	16.38	19.52	14.34	12.70	✔	14.48	0.93	10.01	✔	—	✖	0.71	✔	3	—	Low Risk
<i>percentile rank</i>			26	12	1	2												
<i># of funds in category</i>			217	204	169	94									11-30-2021	—	09-30-2021	
American Funds 2045 Trgt Date Retire R4	RDHTX	Target Date	16.74	19.89	14.62	12.85	✔	14.80	0.90	10.01	✔	—	✖	0.72	✔	3	—	Low Risk
<i>percentile rank</i>			50	15	4	2												
<i># of funds in category</i>			215	202	166	85									11-30-2021	—	09-30-2021	
American Funds 2050 Trgt Date Retire R4	RDITX	Target Date	16.90	20.14	14.78	12.95	✔	15.02	0.89	10.01	✔	—	✖	0.72	✔	3	—	Low Risk
<i>percentile rank</i>			58	14	1	2												
<i># of funds in category</i>			217	204	169	86									11-30-2021	—	09-30-2021	
American Funds 2055 Trgt Date Retire R4	RDJTX	Target Date	16.82	20.10	14.76	12.93	✔	15.05	0.89	10.01	✔	—	✖	0.73	✔	3	—	Low Risk
<i>percentile rank</i>			64	23	1	3												
<i># of funds in category</i>			215	202	164	65									11-30-2021	—	09-30-2021	
American Funds 2060 Trgt Date Retire R4	RDKTX	Target Date	16.82	20.08	14.73	—	✔	15.03	1.36	6.77	✔	—	✖	0.73	✔	3	—	Low Risk
<i>percentile rank</i>			65	31	2	—												
<i># of funds in category</i>			209	189	140	—									11-30-2021	—	09-30-2021	
American Funds 2065 Trgt Date Retire R4	RDLTX	Target Date	16.89	—	—	—	—	—	—	2.00	✖	—	✖	0.73	✔	3	—	Low Risk
<i>percentile rank</i>			59	—	—	—												
<i># of funds in category</i>			135	17	—	—									11-30-2021	—	09-30-2021	
Balanced																		
MFS Conservative Allocation R3	MACNX	Target Risk	7.86	12.10	8.64	7.06	✔	8.18	1.10	19.52	✔	—	✖	0.86	✔	3	—	—
<i>percentile rank</i>			51	21	15	34												
<i># of funds in category</i>			504	466	428	284									11-30-2021	—	—	
MFS Growth Allocation R3	MAGEX	Target Risk	15.71	18.68	13.36	11.15	✔	13.92	1.00	19.52	✔	—	✖	0.96	✔	4	—	Low Risk
<i>percentile rank</i>			50	13	12	22												
<i># of funds in category</i>			321	294	265	196									11-30-2021	—	09-30-2021	
MFS Moderate Allocation R3	MAMHX	Target Risk	11.70	15.59	11.12	9.19	✔	10.93	1.00	19.52	✔	—	✖	0.91	✔	3	—	—
<i>percentile rank</i>			69	41	36	56												
<i># of funds in category</i>			711	666	602	434									11-30-2021	—	—	

EDUCATIONAL SYSTEMS FEDERAL CREDIT

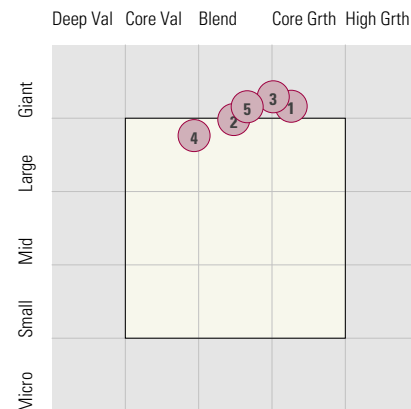
Style Analysis (Data as of 12-31-2021)

Style Analysis

Morningstar Style Box US Stock



Morningstar Style Box Non-US Stock



US Stock Funds

	Category	Super Sectors %			Asset Allocation %			Avg Mkt Cap M\$	
		Cyclical	Defensive	Sensitive	Cash	US Stock	Foreign		
1	JPMorgan US Equity I	Large Blend	39.68	17.25	43.07	0.63	95.77	3.60	237.46
2	BNY Mellon S&P 500 Index	Large Blend Index	30.22	22.17	47.60	0.85	98.14	1.01	230.59
3	Fidelity® Contrafund®	Large Growth	31.81	13.47	54.73	2.02	91.01	5.91	342.06
4	American Funds American Mutual R4	Large Value	26.62	34.61	38.77	4.63	83.72	11.21	129.27
5	Baron Growth Retail	Mid-Cap Growth	63.44	14.69	21.87	0.02	98.51	1.10	16.36
6	American Century Mid Cap Value Inv	Mid-Cap Value	37.92	34.83	27.25	1.40	86.80	11.80	18.73
7	Allspring Small Company Growth Admin	Small Growth	26.28	27.59	46.13	5.10	90.52	4.38	4.65
8	Delaware Small Cap Value A	Small Value	52.55	9.99	37.45	1.33	96.28	2.35	4.80

Non-US Stock Funds

	Category	Super Sectors %			Regional Exposure %			Market Maturity %			
		Cyclical	Defensive	Sensitive	Americas	Greater Asia	Greater Europe	Developed	EM%	Avg Mkt Cap M\$	
1	American Funds New World R4	Diversified Emerging Mkts	37.47	21.32	41.22	37.45	39.39	23.15	61.07	38.93	66.76
2	BNY Mellon International Stock Index Inv	Foreign Large Blend Index	38.35	26.71	34.93	1.35	33.58	65.07	99.74	0.26	49.47
3	MFS International Growth R3	Foreign Large Growth	30.51	33.41	36.08	12.64	29.72	57.63	89.18	10.82	74.18
4	Vanguard International Value Inv	Foreign Large Value	47.50	14.47	38.04	12.41	36.27	51.31	82.31	17.69	30.20
5	American Funds Capital World Gr&Inc R4	World Stock	34.39	23.26	42.36	54.54	19.07	26.40	89.59	10.41	118.51

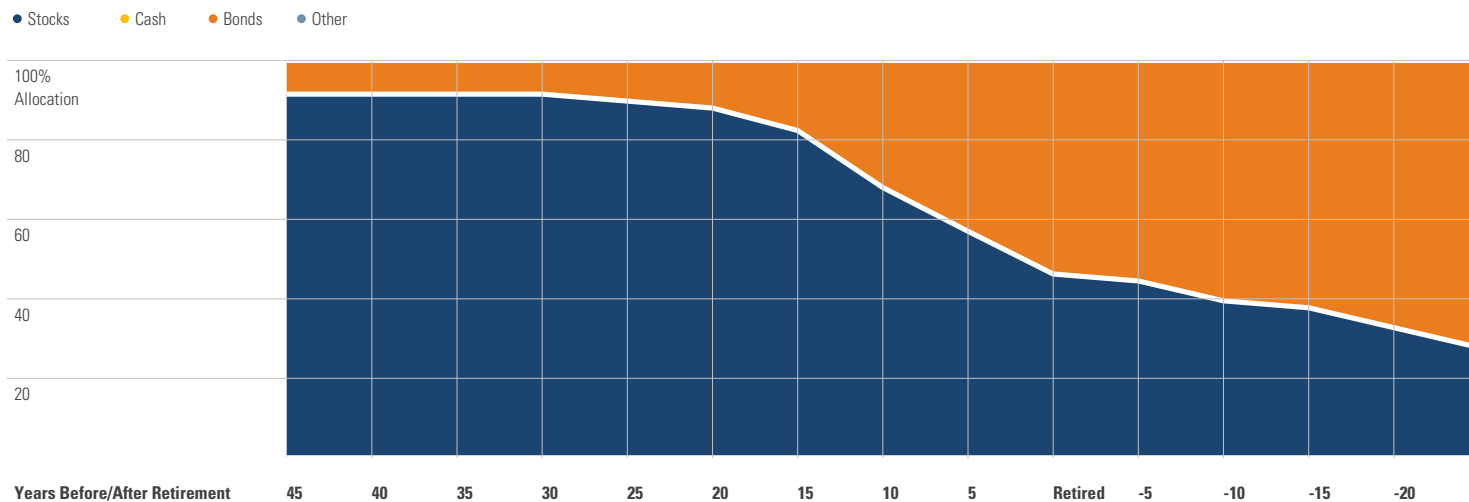
Fixed Income Funds

	Category	Super Sectors %				Avg Eff Duration	Credit Quality %			
		US Govt Debt	Mtg	US Credit	Non US		Inv Grade	Below Inv Grade	NR/NA	
1	Eaton Vance Income Fund of Boston A	High Yield Bond	0.00	0.00	88.31	0.00	3.41	0.77	96.03	3.20
2	BlackRock Inflation Protected Bond Inv A	Inflation-Protected Bond	95.96	0.00	1.91	0.00	6.91	98.70	0.15	1.15
3	Metropolitan West Total Return Bd M	Intermediate-Term Bond	33.34	24.86	24.94	0.00	6.29	94.04	5.95	0.01
4	PIMCO Income A	Multisector Bond	53.76	6.54	15.92	0.00	1.74	81.00	19.00	0.00
5	PIMCO Short-Term A	Ultrashort Bond	37.43	2.57	29.41	0.00	0.26	91.00	9.00	0.00
6	PIMCO International Bond (USD-Hdg) A	World Bond	64.24	3.07	7.24	0.00	7.02	93.00	7.00	0.00

EDUCATIONAL SYSTEMS FEDERAL CREDIT

Target Date Analysis (Data as of 12-31-2021)

Target Date Allocation



Target Date Portfolio Data

	Asset Allocation %								
	Total Stock	US Stock	Non-US Stock	Total Bond	Infl Prot Bond	HY Bond	Cash	Other	Avg Mkt Cap \$M
American Funds 2010 Trgt Date Retire R4	40.78	30.11	10.67	50.82	14.68	3.76	6.84	1.56	113.70
American Funds 2015 Trgt Date Retire R4	43.91	32.31	11.60	47.80	15.96	4.95	6.77	1.50	116.06
American Funds 2020 Trgt Date Retire R4	46.33	33.72	12.61	45.44	16.55	4.74	6.82	1.41	117.07
American Funds 2025 Trgt Date Retire R4	53.23	38.39	14.84	38.92	16.78	2.29	6.62	1.24	113.81
American Funds 2030 Trgt Date Retire R4	62.59	45.02	17.57	30.01	17.00	0.76	6.30	1.12	108.72
American Funds 2035 Trgt Date Retire R4	74.85	53.22	21.63	18.70	17.90	0.46	5.42	1.03	103.23
American Funds 2040 Trgt Date Retire R4	83.52	58.58	24.94	10.78	14.34	0.30	4.67	1.02	99.37
American Funds 2045 Trgt Date Retire R4	85.96	60.07	25.89	8.59	10.53	0.22	4.48	0.98	97.97
American Funds 2050 Trgt Date Retire R4	86.84	60.44	26.40	7.86	10.58	0.12	4.43	0.86	96.63
American Funds 2055 Trgt Date Retire R4	87.25	60.49	26.76	7.57	10.60	0.08	4.37	0.82	94.48
American Funds 2060 Trgt Date Retire R4	87.20	60.44	26.76	7.64	10.69	0.08	4.35	0.82	93.63
American Funds 2065 Trgt Date Retire R4	87.21	60.41	26.80	7.63	10.64	0.08	4.35	0.82	93.65