

GREATER ERIE COMMUNITY ACTION


Screens Summary (Data as of 12-31-2021)

⊖ Fund Removed from Approved List ⚠ Fund on Watch List

| Name | Ticker | Asset Class | Trailing Performance and Risk | | | | Management | | | Style | | Expense | | | | |
|--|--------|---------------------------|-------------------------------|-------|-------|-------|---------------|-------------------|----------------|--------|---------------|--------------|---------------|--------------|---------------|--|
| | | | 1 Yr | 3 Yr | 5 Yr | 10 Yr | Pass/ Fail | Std Dev 3 Yr % | Beta 3 Yr % | Tenure | Pass/ Fail | Style Box | Pass/ Fail | Exp Ratio | Pass/ Fail | |
| US Stock | | | | | | | | | | | | | | | | |
| Vanguard 500 Index Admiral | VFIAX | Large Blend Index | 28.66 | 26.03 | 18.43 | 16.51 | ✔ | 17.42 | 1.00 | 5.68 | ✔ | ☐ | ✔ | 0.04 | ✔ | |
| <i>percentile rank</i> | | | 23 | 24 | 18 | 11 | | | | | | | | | | |
| <i># of funds in category</i> | | | 1,394 | 1,256 | 1,121 | 831 | | | | | | | | | | |
| American Funds Growth Fund of Amer R6 | RGAGX | Large Growth | 19.69 | 28.61 | 21.26 | 18.31 | ✔ | 18.09 | 0.95 | 28.18 | ✔ | ☐ | ✔ | 0.30 | ✔ | |
| <i>percentile rank</i> | | | 64 | 60 | 62 | 39 | | | | | | | | | | |
| <i># of funds in category</i> | | | 1,241 | 1,120 | 1,020 | 772 | | | | | | | | | | |
| American Funds Washington Mutual R6 | RWMGX | Large Value | 28.90 | 20.61 | 15.53 | 14.59 | ✔ | 16.72 | 0.93 | 24.52 | ✔ | ☐ | ✖ | 0.27 | ✔ | |
| <i>percentile rank</i> | | | 21 | 87 | 74 | 69 | | | | | | | | | | |
| <i># of funds in category</i> | | | 1,394 | 1,256 | 1,121 | 831 | | | | | | | | | | |
| Vanguard Mid Cap Index Admiral | VIMAX | Mid-Cap Blend | 24.51 | 24.48 | 15.86 | 15.12 | ✔ | 20.29 | 0.97 | 23.63 | ✔ | ☐ | ✔ | 0.05 | ✔ | |
| <i>percentile rank</i> | | | 47 | 11 | 6 | 9 | | | | | | | | | | |
| <i># of funds in category</i> | | | 392 | 361 | 314 | 207 | | | | | | | | | | |
| PGIM Jennison Small Company R6 | PJSQX | Small Growth | 29.54 | 28.75 | 17.37 | 15.06 | ✔ | 25.96 | 1.04 | 8.10 | ✔ | ☐ | ✖ | 0.69 | ✔ | |
| <i>percentile rank</i> | | | 7 | 27 | 52 | 53 | | | | | | | | | | |
| <i># of funds in category</i> | | | 617 | 582 | 520 | 394 | | | | | | | | | | |
| Vanguard Small Cap Value Index Admiral | VSIAX | Small Value | 28.09 | 18.51 | 10.31 | 13.30 | ✔ | 24.66 | 0.96 | 5.68 | ✔ | ☐ | ✔ | 0.07 | ✔ | |
| <i>percentile rank</i> | | | 68 | 45 | 23 | 14 | | | | | | | | | | |
| <i># of funds in category</i> | | | 447 | 419 | 393 | 301 | | | | | | | | | | |
| Non-US Stock | | | | | | | | | | | | | | | | |
| DFA Emerging Markets I | DFEMX | Diversified Emerging Mkts | 2.53 | 10.65 | 9.83 | 5.52 | ✔ | 19.20 | 1.02 | 11.85 | ✔ | ☐ | ✔ | 0.35 | ✔ | |
| <i>percentile rank</i> | | | 35 | 62 | 44 | 52 | | | | | | | | | | |
| <i># of funds in category</i> | | | 794 | 721 | 616 | 344 | | | | | | | | | | |
| Vanguard Developed Markets Index Admiral | VTMGX | Foreign Large Blend Index | 11.43 | 14.46 | 10.15 | 8.51 | ✔ | 17.89 | 1.03 | 8.86 | ✔ | ☐ | ✔ | 0.07 | ✔ | |
| <i>percentile rank</i> | | | 34 | 33 | 28 | 24 | | | | | | | | | | |
| <i># of funds in category</i> | | | 771 | 704 | 607 | 415 | | | | | | | | | | |
| American Funds Europacific Growth R6 | REGGX | Foreign Large Growth | 2.84 | 17.95 | 12.87 | 10.01 | ✔ | 17.88 | 0.99 | 20.60 | ✔ | ☐ | ✔ | 0.46 | ✔ | |
| <i>percentile rank</i> | | | 80 | 70 | 67 | 47 | | | | | | | | | | |
| <i># of funds in category</i> | | | 452 | 387 | 333 | 225 | | | | | | | | | | |
| Alternative | | | | | | | | | | | | | | | | |
| DFA Global Real Estate Securities Port | DFGEX | Global Real Estate | 30.96 | 15.58 | 10.08 | 10.31 | ✔ | 19.12 | 0.95 | 11.85 | ✔ | ☐ | ✔ | 0.24 | ✔ | |
| <i>percentile rank</i> | | | 14 | 23 | 32 | 19 | | | | | | | | | | |
| <i># of funds in category</i> | | | 198 | 198 | 177 | 112 | | | | | | | | | | |
| Fixed Income | | | | | | | | | | | | | | | | |
| BlackRock Inflation Protected Bond K | BPLBX | Inflation-Protected Bond | 5.79 | 8.61 | 5.35 | 2.99 | ✔ | 4.06 | 1.03 | 4.88 | ✔ | — | — | 0.39 | ✔ | |
| <i>percentile rank</i> | | | 23 | 14 | 18 | 23 | | | | | | | | | | |
| <i># of funds in category</i> | | | 210 | 203 | 180 | 125 | | | | | | | | | | |

GREATER ERIE COMMUNITY ACTION

Screens Summary (Data as of 12-31-2021)

 Fund Removed from Approved List

 Fund on Watch List

| Name | Ticker | Asset Class | Trailing Performance and Risk | | | | Management | | | Style | | Expense | | | |
|-------------------------------|--------|------------------------|-------------------------------|------------|------------|------------|---------------|-------------------|----------------|--------|---------------|--------------|---------------|--------------|---------------|
| | | | 1 Yr | 3 Yr | 5 Yr | 10 Yr | Pass/ Fail | Std Dev 3 Yr % | Beta 3 Yr % | Tenure | Pass/ Fail | Style Box | Pass/ Fail | Exp Ratio | Pass/ Fail |
| Baird Aggregate Bond Inst | BAGIX | Intermediate-Term Bond | -1.46 | 5.43 | 4.01 | 3.74 | | 3.86 | 1.09 | 21.27 | | | — | 0.30 | |
| <i>percentile rank</i> | | | <i>40</i> | <i>20</i> | <i>13</i> | <i>9</i> | | | | | | | | | |
| <i># of funds in category</i> | | | <i>426</i> | <i>389</i> | <i>351</i> | <i>256</i> | | | | | | | | | |
| PIMCO Income Instl | PIMIX | Multisector Bond | 2.61 | 5.46 | 5.08 | 6.97 | | 5.79 | 0.83 | 14.77 | | — | — | 0.62 | |
| <i>percentile rank</i> | | | <i>45</i> | <i>58</i> | <i>25</i> | <i>1</i> | | | | | | | | | |
| <i># of funds in category</i> | | | <i>339</i> | <i>277</i> | <i>238</i> | <i>134</i> | | | | | | | | | |
| PIMCO Short-Term Instl | PTSHX | Ultrashort Bond | 0.01 | 1.82 | 1.88 | 1.85 | | 2.36 | 0.16 | 11.01 | | — | — | 0.47 | |
| <i>percentile rank</i> | | | <i>63</i> | <i>29</i> | <i>21</i> | <i>12</i> | | | | | | | | | |
| <i># of funds in category</i> | | | <i>239</i> | <i>214</i> | <i>175</i> | <i>94</i> | | | | | | | | | |

Balanced

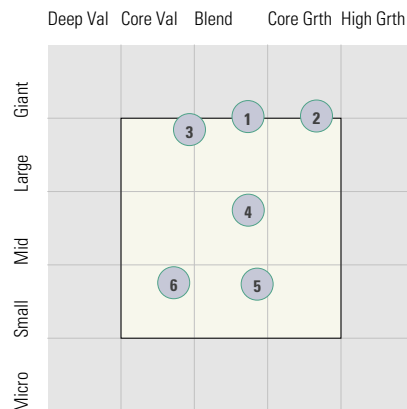
| | | | | | | | | | | | | | | | |
|-------------------------------------|-------|---------------------|------------|------------|------------|------------|--|-------|------|-------|--|---|--|------|--|
| American Funds American Balanced R6 | RLBGX | Moderate Allocation | 16.11 | 15.58 | 11.78 | 11.47 | | 10.34 | 0.95 | 23.01 | | — | | 0.26 | |
| <i>percentile rank</i> | | | <i>28</i> | <i>41</i> | <i>24</i> | <i>10</i> | | | | | | | | | |
| <i># of funds in category</i> | | | <i>711</i> | <i>666</i> | <i>602</i> | <i>434</i> | | | | | | | | | |

GREATER ERIE COMMUNITY ACTION

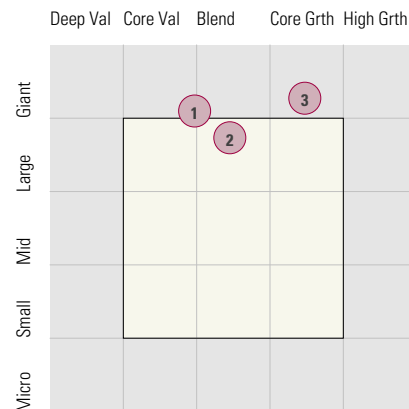
Style Analysis (Data as of 12-31-2021)

Style Analysis

Morningstar Style Box US Stock



Morningstar Style Box Non-US Stock



US Stock Funds

| Fund | Category | Super Sectors % | | | Asset Allocation % | | | Avg Mkt Cap M\$ |
|--|-------------------|-----------------|-----------|-----------|--------------------|----------|---------|-----------------|
| | | Cyclical | Defensive | Sensitive | Cash | US Stock | Foreign | |
| 1 Vanguard 500 Index Admiral | Large Blend Index | 30.22 | 22.16 | 47.62 | 0.47 | 98.51 | 1.02 | 230.90 |
| 2 American Funds Growth Fund of Amer R6 | Large Growth | 34.33 | 14.91 | 50.78 | 3.33 | 85.02 | 11.21 | 187.45 |
| 3 American Funds Washington Mutual R6 | Large Value | 30.97 | 27.31 | 41.72 | 2.69 | 88.66 | 7.86 | 157.45 |
| 4 Vanguard Mid Cap Index Admiral | Mid-Cap Blend | 35.40 | 20.87 | 43.74 | 0.90 | 97.64 | 1.46 | 27.29 |
| 5 PGIM Jennison Small Company R6 | Small Growth | 40.38 | 21.97 | 37.66 | 0.30 | 91.33 | 4.91 | 5.10 |
| 6 Vanguard Small Cap Value Index Admiral | Small Value | 51.47 | 13.98 | 34.56 | 0.31 | 99.00 | 0.68 | 5.77 |

Non-US Stock Funds

| Fund | Category | Super Sectors % | | | Regional Exposure % | | | Market Maturity % | | |
|--|---------------------------|-----------------|-----------|-----------|---------------------|--------------|----------------|-------------------|-------|-----------------|
| | | Cyclical | Defensive | Sensitive | Americas | Greater Asia | Greater Europe | Developed | EM% | Avg Mkt Cap M\$ |
| 1 DFA Emerging Markets I | Diversified Emerging Mkts | 43.53 | 12.87 | 43.61 | 6.64 | 82.00 | 11.35 | 33.05 | 66.95 | 27.35 |
| 2 Vanguard Developed Markets Index Admiral | Foreign Large Blend Index | 40.39 | 22.20 | 37.42 | 10.54 | 35.47 | 53.99 | 99.21 | 0.79 | 31.48 |
| 3 American Funds Europacific Growth R6 | Foreign Large Growth | 36.08 | 19.48 | 44.44 | 13.65 | 37.75 | 48.60 | 77.71 | 22.29 | 61.49 |

Fixed Income Funds

| Fund | Category | Super Sectors % | | | | Other Stats | Credit Quality % | | |
|--|--------------------------|-----------------|-------|-----------|--------|-------------|------------------|-----------|-----------------|
| | | US Govt Debt | Mtg | US Credit | Non US | | Avg Eff Duration | Inv Grade | Below Inv Grade |
| 1 BlackRock Inflation Protected Bond K | Inflation-Protected Bond | 95.96 | 0.00 | 1.91 | 0.00 | 6.91 | 98.70 | 0.15 | 1.15 |
| 2 Baird Aggregate Bond Inst | Intermediate-Term Bond | 30.09 | 18.36 | 43.28 | 0.00 | 6.78 | 99.30 | 0.70 | 0.00 |
| 3 PIMCO Income Instl | Multisector Bond | 53.76 | 6.54 | 15.92 | 0.00 | 1.74 | 81.00 | 19.00 | 0.00 |
| 4 PIMCO Short-Term Instl | Ultrashort Bond | 37.43 | 2.57 | 29.41 | 0.00 | 0.26 | 91.00 | 9.00 | 0.00 |