

HHI RETIREMENT SAVINGS PLAN

Screens Summary (Data as of 12-31-2021)

⊖ Fund Removed from Approved List ⚠ Fund on Watch List

Name	Ticker	Asset Class	Trailing Performance and Risk				Management			Style		Expense				
			1 Yr	3 Yr	5 Yr	10 Yr	Pass/ Fail	Std Dev 3 Yr %	Beta 3 Yr %	Tenure	Pass/ Fail	Style Box	Pass/ Fail	Exp Ratio	Pass/ Fail	
US Stock																
Vanguard 500 Index Admiral <i>percentile rank</i> <i># of funds in category</i>	VFIAX	Large Blend Index	28.66 23 1,394	26.03 24 1,256	18.43 18 1,121	16.51 11 831	✔	17.42	1.00	5.68	✔	☒	✔	0.04	✔	
MFS Growth R6 <i>percentile rank</i> <i># of funds in category</i>	MFEKX	Large Growth	23.76 40 1,241	30.98 37 1,120	24.76 27 1,020	19.26 19 772	✔	16.73	0.89	19.76	✔	☒	✔	0.53	✔	
⚠ Invesco Diversified Dividend R6 <i>percentile rank</i> <i># of funds in category</i>	LCEFX	Large Value	19.38 94 1,212	14.66 85 1,148	8.67 92 1,041	- - 759	✔	16.64	0.84	7.84	✔	☒	✔	0.44	✔	
Vanguard Mid Cap Index Admiral <i>percentile rank</i> <i># of funds in category</i>	VIMAX	Mid-Cap Blend	24.51 47 392	24.48 11 361	15.86 6 314	15.12 9 207	✔	20.29	0.97	23.63	✔	☒	✔	0.05	✔	
PGIM Jennison Small Company R6 <i>percentile rank</i> <i># of funds in category</i>	PJSQX	Small Growth	29.54 7 617	28.75 27 582	17.37 52 520	15.06 53 394	✔	25.96	1.04	8.10	✔	☒	✖	0.69	✔	
DFA US Small Cap Value I <i>percentile rank</i> <i># of funds in category</i>	DFSVX	Small Value	39.84 12 447	19.08 36 419	8.97 49 393	12.54 26 301	✔	28.18	1.10	9.85	✔	☒	✔	0.39	✔	
Non-US Stock																
American Funds New World R6 <i>percentile rank</i> <i># of funds in category</i>	RNWXG	Diversified Emerging Mkts	5.13 27 794	19.03 9 721	14.59 8 616	9.58 3 344	✔	17.60	0.88	22.56	✔	☒	✔	0.57	✔	
American Funds Intl Gr and Inc R6 <i>percentile rank</i> <i># of funds in category</i>	RIGGX	Foreign Large Blend	10.12 54 771	14.97 27 704	10.55 21 607	7.90 49 415	✔	18.84	1.09	13.26	✔	☒	✔	0.54	✔	
Vanguard Developed Markets Index Admiral <i>percentile rank</i> <i># of funds in category</i>	VTMGX	Foreign Large Blend Index	11.43 34 771	14.46 33 704	10.15 28 607	8.51 24 415	✔	17.89	1.03	8.86	✔	☒	✔	0.07	✔	
Alternative																
Vanguard Real Estate Index Admiral <i>percentile rank</i> <i># of funds in category</i>	VGSLX	Real Estate	40.40 59 255	19.95 42 235	11.24 49 202	11.51 31 151	✔	18.85	0.94	25.65	✔	—	✔	0.12	✔	
Fixed Income																
Vanguard Inflation-Protected Secs Adm <i>percentile rank</i> <i># of funds in category</i>	VAIPX	Inflation-Protected Bond	5.68 33 210	8.24 35 203	5.18 33 180	2.98 24 125	✔	3.69	0.94	10.38	✔	—	—	0.10	✔	

HHI RETIREMENT SAVINGS PLAN

Screens Summary (Data as of 12-31-2021)

🚫 Fund Removed from Approved List ⚠️ Fund on Watch List

Name	Ticker	Asset Class	Trailing Performance and Risk							Management		Style		Expense	
			1 Yr	3 Yr	5 Yr	10 Yr	Pass/ Fail	Std Dev 3 Yr %	Beta 3 Yr %	Tenure	Pass/ Fail	Style Box	Pass/ Fail	Exp Ratio	Pass/ Fail
Baird Aggregate Bond Inst <i>percentile rank</i> <i># of funds in category</i>	BAGIX	Intermediate-Term Bond	-1.46 40 426	5.43 20 389	4.01 13 351	3.74 9 256	✔️	3.86	1.09	21.27	✔️	☒	—	0.30	✔️
PIMCO Income Instl <i>percentile rank</i> <i># of funds in category</i>	PIMIX	Multisector Bond	2.61 45 339	5.46 58 277	5.08 25 238	6.97 1 134	✔️	5.79	0.83	14.77	✔️	—	—	0.62	✔️
Lincoln Stable Value Account -LNGPA <i>percentile rank</i> <i># of funds in category</i>		Stable Value	— — 41	— — —	— — —	— — —	—	—	—	38.69	✔️	—	—	—	—
Federated Hermes Govt Ultrashort R6 <i>percentile rank</i> <i># of funds in category</i>	FGULX	Ultrashort Bond	0.06 53 239	1.20 73 214	1.32 72 175	— — 94	✔️	0.54	0.05	24.49	✔️	—	—	0.24	✔️
Target Date															
Vanguard Target Retirement 2015 Fund <i>percentile rank</i> <i># of funds in category</i>	VTXVX	Target Date	5.78 97 123	10.24 85 118	7.71 78 89	7.46 68 45	✔️	6.82	0.81	8.86	✔️	—	✔️	0.12	✔️
Vanguard Target Retirement 2020 Fund <i>percentile rank</i> <i># of funds in category</i>	VTWNX	Target Date	8.17 68 172	12.55 49 161	9.26 37 127	8.71 32 65	✔️	9.04	0.97	8.86	✔️	—	✔️	0.13	✔️
Vanguard Target Retirement 2025 Fund <i>percentile rank</i> <i># of funds in category</i>	VTTVX	Target Date	9.80 57 222	14.17 39 205	10.35 30 169	9.60 20 89	✔️	10.69	1.02	8.86	✔️	—	✔️	0.13	✔️
Vanguard Target Retirement 2030 Fund <i>percentile rank</i> <i># of funds in category</i>	VTHRX	Target Date	11.38 61 223	15.45 50 204	11.23 42 169	10.36 24 94	✔️	11.97	0.99	8.86	✔️	—	✔️	0.14	✔️
Vanguard Target Retirement 2035 Fund <i>percentile rank</i> <i># of funds in category</i>	VTTX	Target Date	12.96 79 215	16.66 57 202	12.06 47 166	11.10 31 86	✔️	13.24	0.95	8.86	✔️	—	✔️	0.14	✔️
Vanguard Target Retirement 2040 Fund <i>percentile rank</i> <i># of funds in category</i>	VFORX	Target Date	14.56 81 217	17.89 53 204	12.88 40 169	11.69 31 94	✔️	14.51	0.94	8.86	✔️	—	✔️	0.14	✔️
Vanguard Target Retirement 2045 Fund <i>percentile rank</i> <i># of funds in category</i>	VTIVX	Target Date	16.16 68 215	19.06 49 202	13.55 38 166	12.04 25 85	✔️	15.74	0.96	8.86	✔️	—	✔️	0.15	✔️
Vanguard Target Retirement 2050 Fund <i>percentile rank</i> <i># of funds in category</i>	VFIFX	Target Date	16.41 74 217	19.19 56 204	13.62 43 169	12.07 28 86	✔️	15.77	0.94	8.86	✔️	—	✔️	0.15	✔️
Vanguard Target Retirement 2055 Fund <i>percentile rank</i> <i># of funds in category</i>	VFFVX	Target Date	16.44 78 215	19.18 62 202	13.61 51 164	12.05 34 65	✔️	15.77	0.94	8.86	✔️	—	✔️	0.15	✔️
Vanguard Target Retirement 2060 Fund <i>percentile rank</i> <i># of funds in category</i>	VTTX	Target Date	16.44 81 209	19.17 67 189	13.61 57 140	— — —	✔️	15.75	1.44	8.86	✔️	—	✔️	0.15	✔️

HHI RETIREMENT SAVINGS PLAN

Screens Summary (Data as of 12-31-2021)

Fund Removed from Approved List

Fund on Watch List

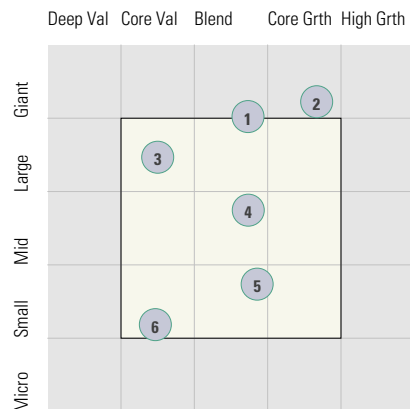
Name	Ticker	Asset Class	Trailing Performance and Risk				Management			Style		Expense				
			1 Yr	3 Yr	5 Yr	10 Yr	Pass/ Fail	Std Dev 3 Yr %	Beta 3 Yr %	Tenure	Pass/ Fail	Style Box	Pass/ Fail	Exp Ratio	Pass/ Fail	
Vanguard Target Retirement 2065 Fund	VLXVX	Target Date	16.46	19.13	—	—		15.79	1.44	4.47		—		0.15		
<i>percentile rank</i>			76	79	—	—										
<i># of funds in category</i>			135	17	—	—										
Vanguard Target Retirement Income Fund	VTINX	Target Date	5.25	9.43	6.85	5.88		5.87	0.83	8.86		—		0.12		
<i>percentile rank</i>			65	47	46	38										
<i># of funds in category</i>			169	153	128	79										
Balanced																
American Funds American Balanced R6	RLBGX	Moderate Allocation	16.11	15.58	11.78	11.47		10.34	0.95	23.01		—		0.26		
<i>percentile rank</i>			28	41	24	10										
<i># of funds in category</i>			711	666	602	434										

HHI RETIREMENT SAVINGS PLAN

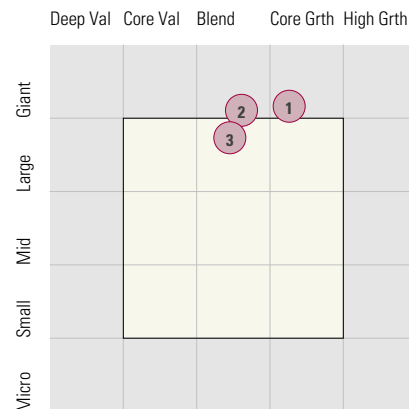
Style Analysis (Data as of 12-31-2021)

Style Analysis

Morningstar Style Box US Stock



Morningstar Style Box Non-US Stock



US Stock Funds

	Category	Super Sectors %			Asset Allocation %			Avg Mkt Cap M\$	
		Cyclical	Defensive	Sensitive	Cash	US Stock	Foreign		
1	Vanguard 500 Index Admiral	Large Blend Index	30.22	22.16	47.62	0.47	98.51	1.02	230.90
2	MFS Growth R6	Large Growth	26.15	14.82	59.04	0.62	95.29	4.09	309.75
3	Invesco Diversified Dividend R6	Large Value	28.61	36.90	34.48	2.49	89.00	8.50	80.47
4	Vanguard Mid Cap Index Admiral	Mid-Cap Blend	35.40	20.87	43.74	0.90	97.64	1.46	27.29
5	PGIM Jennison Small Company R6	Small Growth	40.38	21.97	37.66	0.30	91.33	4.91	5.10
6	DFA US Small Cap Value I	Small Value	51.08	10.04	38.88	2.62	94.28	2.94	2.89

Non-US Stock Funds

	Category	Super Sectors %			Regional Exposure %			Market Maturity %			
		Cyclical	Defensive	Sensitive	Americas	Greater Asia	Greater Europe	Developed	EM%	Avg Mkt Cap M\$	
1	American Funds New World R6	Diversified Emerging Mkts	37.47	21.32	41.22	37.45	39.39	23.15	61.07	38.93	66.76
2	American Funds Intl Gr and Inc R6	Foreign Large Blend	38.21	22.80	38.99	12.73	30.07	57.20	83.84	16.16	55.02
3	Vanguard Developed Markets Index Admiral	Foreign Large Blend Index	40.39	22.20	37.42	10.54	35.47	53.99	99.21	0.79	31.48

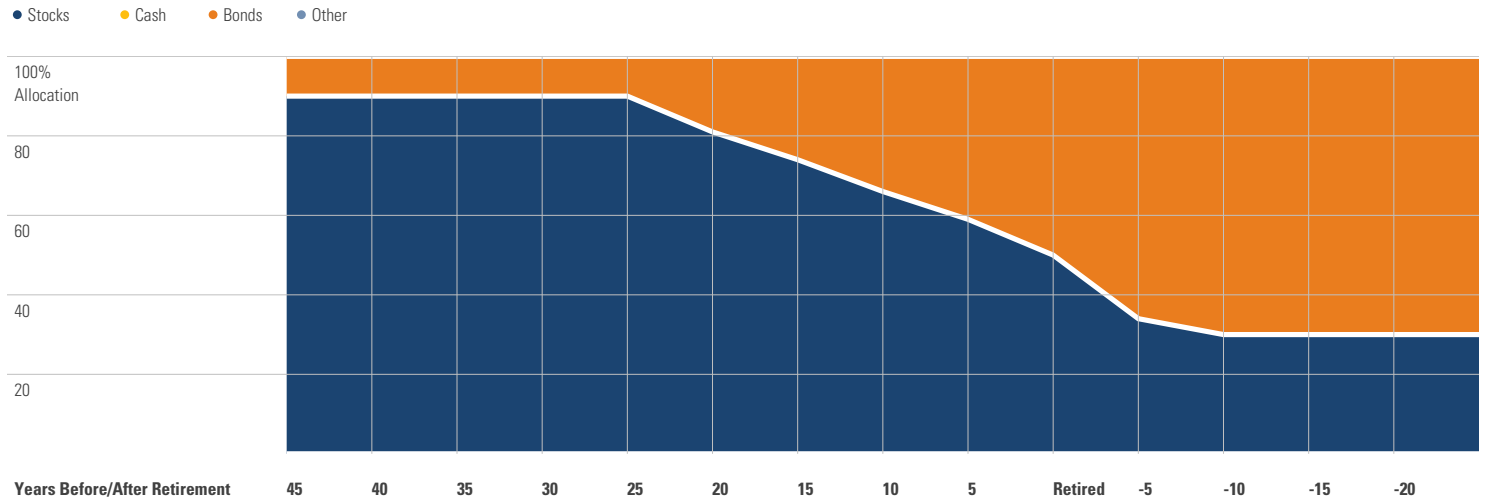
Fixed Income Funds

	Category	Super Sectors %				Other Stats		Credit Quality %		
		US Govt Debt	Mtg	US Credit	Non US	Avg Eff Duration	Inv Grade	Below Inv Grade	NR/NA	
1	Vanguard Inflation-Protected Secs Adm	Inflation-Protected Bond	97.81	0.00	0.00	0.00	7.70	97.79	0.00	2.21
2	Baird Aggregate Bond Inst	Intermediate-Term Bond	30.09	18.36	43.28	0.00	6.78	99.30	0.70	0.00
3	PIMCO Income Instl	Multisector Bond	53.76	6.54	15.92	0.00	1.74	81.00	19.00	0.00
4	Lincoln Stable Value Account -LNGPA	Stable Value	-	-	-	0.00	-	0.00	0.00	-
5	Federated Hermes Govt Ultrashort R6	Ultrashort Bond	12.75	49.06	0.00	0.00	0.40	100.00	0.00	0.00

HHI RETIREMENT SAVINGS PLAN

Target Date Analysis (Data as of 12-31-2021)

Target Date Allocation



Target Date Portfolio Data

Asset Allocation %

	Total Stock	US Stock	Non-US Stock	Total Bond	Infl Prot Bond	HY Bond	Cash	Other	Avg Mkt Cap \$M
Vanguard Target Retirement 2015 Fund	30.36	18.11	12.25	65.78	19.08	0.24	3.36	0.50	73.70
Vanguard Target Retirement 2020 Fund	44.76	26.98	17.78	51.87	14.46	0.20	2.95	0.42	74.41
Vanguard Target Retirement 2025 Fund	56.19	33.94	22.25	40.74	2.58	0.19	2.67	0.39	74.55
Vanguard Target Retirement 2030 Fund	64.47	38.93	25.54	32.65	0.00	0.16	2.54	0.33	74.53
Vanguard Target Retirement 2035 Fund	71.81	43.33	28.48	25.31	0.00	0.12	2.62	0.26	74.47
Vanguard Target Retirement 2040 Fund	79.01	47.60	31.41	18.29	0.00	0.09	2.51	0.19	74.37
Vanguard Target Retirement 2045 Fund	86.30	52.07	34.23	10.88	0.00	0.05	2.70	0.13	74.47
Vanguard Target Retirement 2050 Fund	88.31	53.29	35.02	8.97	0.00	0.04	2.61	0.11	74.48
Vanguard Target Retirement 2055 Fund	88.15	53.35	34.80	9.05	0.00	0.04	2.70	0.11	74.69
Vanguard Target Retirement 2060 Fund	88.01	53.55	34.46	9.09	0.00	0.04	2.78	0.11	75.05
Vanguard Target Retirement 2065 Fund	87.90	52.71	35.19	9.12	0.00	0.04	2.87	0.11	74.06
Vanguard Target Retirement Income Fund	29.11	17.36	11.75	66.98	19.63	0.24	3.40	0.50	73.68