

HARRISBURG MEDICAL CENTER INC

Screens Summary (Data as of 12-31-2021)

Fund Removed from Approved List

Fund on Watch List

Name	Ticker	Asset Class	Trailing Performance and Risk				Management			Style		Expense			
			1 Yr	3 Yr	5 Yr	10 Yr	Pass/ Fail	Std Dev 3 Yr %	Beta 3 Yr %	Tenure	Pass/ Fail	Style Box	Pass/ Fail	Exp Ratio	Pass/ Fail
US Stock															
DFA US Core Equity 1 I <i>percentile rank</i> <i># of funds in category</i>	DFEOX	Large Blend	27.54 39 1,394	24.57 50 1,256	16.59 58 1,121	15.72 41 831		19.36	1.10	9.85				0.15	
Vanguard 500 Index Admiral <i>percentile rank</i> <i># of funds in category</i>	VFIAX	Large Blend Index	28.66 23 1,394	26.03 24 1,256	18.43 18 1,121	16.51 11 831		17.42	1.00	5.68				0.04	
MFS Growth R6 <i>percentile rank</i> <i># of funds in category</i>	MFEKX	Large Growth	23.76 40 1,241	30.98 37 1,120	24.76 27 1,020	19.26 19 772		16.73	0.89	19.76				0.53	
American Funds Washington Mutual R6 <i>percentile rank</i> <i># of funds in category</i>	RWMGX	Large Value	28.90 21 1,394	20.61 87 1,256	15.53 74 1,121	14.59 69 831		16.72	0.93	24.52				0.27	
MFS Mid Cap Growth R6 <i>percentile rank</i> <i># of funds in category</i>	OTCKX	Mid-Cap Growth	14.17 46 591	28.84 35 541	22.30 20 494	— — 383		17.84	0.84	13.12				0.66	
Vanguard Mid-Cap Value Index Admiral <i>percentile rank</i> <i># of funds in category</i>	VMVAX	Mid-Cap Value	28.76 53 415	19.11 50 393	11.61 24 353	13.57 13 267		21.92	0.98	15.38				0.07	
Vanguard Small Cap Growth Index Admiral <i>percentile rank</i> <i># of funds in category</i>	VSGAX	Small Growth	5.70 69 617	23.82 59 582	16.90 56 520	14.83 59 394		22.36	0.94	17.01				0.07	
Vanguard Small Cap Value Index Admiral <i>percentile rank</i> <i># of funds in category</i>	VSIAX	Small Value	28.09 68 447	18.51 45 419	10.31 23 393	13.30 14 301		24.66	0.96	5.68				0.07	
Non-US Stock															
American Funds New World R6 <i>percentile rank</i> <i># of funds in category</i>	RNWGX	Diversified Emerging Mkts	5.13 27 794	19.03 9 721	14.59 8 616	9.58 3 344		17.60	0.88	22.56				0.57	
American Funds Intl Gr and Inc R6 <i>percentile rank</i> <i># of funds in category</i>	RIGGX	Foreign Large Blend	10.12 54 771	14.97 27 704	10.55 21 607	7.90 49 415		18.84	1.09	13.26				0.54	
Vanguard International Growth Adm <i>percentile rank</i> <i># of funds in category</i>	VWILX	Foreign Large Growth	-0.74 89 452	27.75 4 387	21.14 3 333	13.96 4 225		20.05	0.97	18.91				0.32	
Vanguard International Value Inv <i>percentile rank</i> <i># of funds in category</i>	VTRIX	Foreign Large Value	7.97 87 350	12.31 19 326	9.16 4 286	7.57 16 180		19.55	1.11	11.60				0.35	
American Funds New Perspective R6 <i>percentile rank</i> <i># of funds in category</i>	RNPGX	World Stock	18.10 28 355	27.28 28 306	20.28 22 261	15.81 15 166		18.04	1.04	21.10		—		0.41	

HARRISBURG MEDICAL CENTER INC

Screens Summary (Data as of 12-31-2021)

⊖ Fund Removed from Approved List ⚠ Fund on Watch List

Name	Ticker	Asset Class	Trailing Performance and Risk				Management			Style		Expense			
			1 Yr	3 Yr	5 Yr	10 Yr	Pass/ Fail	Std Dev 3 Yr %	Beta 3 Yr %	Tenure	Pass/ Fail	Style Box	Pass/ Fail	Exp Ratio	Pass/ Fail
Alternative															
PIMCO Commodity Real Ret Strat Instl <i>percentile rank</i> <i># of funds in category</i>	PCRIX	Commodities Broad Basket	33.48 25 114	14.74 7 109	5.99 21 86	-1.76 42 55	✔	18.67	1.19	7.00	✔	—	—	0.82	✔
Vanguard Real Estate Index Admiral <i>percentile rank</i> <i># of funds in category</i>	VGSLX	Real Estate	40.40 59 255	19.95 42 235	11.24 49 202	11.51 31 151	✔	18.85	0.94	25.65	✔	—	✔	0.12	✔
Fixed Income															
BlackRock High Yield Bond K <i>percentile rank</i> <i># of funds in category</i>	BRHYX	High Yield Bond	5.86 21 680	9.03 15 636	6.42 12 560	7.08 6 373	✔	9.43	1.01	14.01	✔	—	—	0.51	✔
BlackRock Inflation Protected Bond K <i>percentile rank</i> <i># of funds in category</i>	BPLBX	Inflation- Protected Bond	5.79 23 210	8.61 14 203	5.35 18 180	2.99 23 125	✔	4.06	1.03	4.88	✔	—	—	0.39	✔
Baird Aggregate Bond Inst <i>percentile rank</i> <i># of funds in category</i>	BAGIX	Intermediate- Term Bond	-1.46 40 426	5.43 20 389	4.01 13 351	3.74 9 256	✔	3.86	1.09	21.27	✔	☒	—	0.30	✔
PIMCO Diversified Inc Instl <i>percentile rank</i> <i># of funds in category</i>	PDIIX	Multisector Bond	0.34 82 339	6.38 38 277	5.34 16 238	5.47 18 134	✔	6.97	1.46	5.81	✔	—	—	0.77	✔
Lincoln Stable Value Account -LNGPA <i>percentile rank</i> <i># of funds in category</i>		Stable Value	— — 41	— — —	— — —	— — —	—	—	—	38.69	✔	—	—	—	—
Federated Hermes Govt Ultrashort R6 <i>percentile rank</i> <i># of funds in category</i>	FGULX	Ultrashort Bond	0.06 53 239	1.20 73 214	1.32 72 175	— — 94	✔	0.54	0.05	24.49	✔	—	—	0.24	✔
AB Global Bond Z <i>percentile rank</i> <i># of funds in category</i>	ANAZX	World Bond	-0.60 12 125	3.99 58 110	3.09 63 81	— — 48	✔	4.53	0.91	16.35	✔	—	—	0.50	✔
Target Date															
American Funds 2010 Trgt Date Retire R6 <i>percentile rank</i> <i># of funds in category</i>	RFTTX	Target Date	9.32 1 121	10.80 39 116	7.93 21 78	7.56 5 53	✔	6.99	0.90	10.01	✔	—	✖	0.28	✔
American Funds 2015 Trgt Date Retire R6 <i>percentile rank</i> <i># of funds in category</i>	RFJTX	Target Date	10.27 1 123	11.70 39 118	8.55 29 89	8.29 3 45	✔	7.70	0.90	10.01	✔	—	✖	0.29	✔
American Funds 2020 Trgt Date Retire R6 <i>percentile rank</i> <i># of funds in category</i>	RRCTX	Target Date	10.64 4 172	12.38 50 161	9.29 29 127	9.12 5 65	✔	8.06	0.86	10.01	✔	—	✔	0.30	✔

HARRISBURG MEDICAL CENTER INC

Screens Summary (Data as of 12-31-2021)

⊖ Fund Removed from Approved List ⚠ Fund on Watch List

Name	Ticker	Asset Class	Trailing Performance and Risk				Management			Style		Expense			
			1 Yr	3 Yr	5 Yr	10 Yr	Pass/ Fail	Std Dev 3 Yr %	Beta 3 Yr %	Tenure	Pass/ Fail	Style Box	Pass/ Fail	Exp Ratio	Pass/ Fail
American Funds 2025 Trgt Date Retire R6 <i>percentile rank</i> <i># of funds in category</i>	RFDTX	Target Date	11.44 17 222	14.29 31 205	10.69 11 169	10.55 1 89	✔	9.41	0.89	10.01	✔	—	✔	0.31	✔
American Funds 2030 Trgt Date Retire R6 <i>percentile rank</i> <i># of funds in category</i>	RFETX	Target Date	13.16 16 223	16.09 29 204	12.16 4 169	11.65 1 94	✔	11.12	0.91	10.01	✔	—	✔	0.33	✔
American Funds 2035 Trgt Date Retire R6 <i>percentile rank</i> <i># of funds in category</i>	RFFTX	Target Date	15.54 11 215	18.75 4 202	13.97 1 166	12.63 1 86	✔	13.41	0.96	10.01	✔	—	✔	0.35	✔
American Funds 2040 Trgt Date Retire R6 <i>percentile rank</i> <i># of funds in category</i>	RFGTX	Target Date	16.83 16 217	19.96 4 204	14.75 1 169	13.09 1 94	✔	14.51	0.93	10.01	✔	—	✖	0.36	✔
American Funds 2045 Trgt Date Retire R6 <i>percentile rank</i> <i># of funds in category</i>	RFHTX	Target Date	17.18 35 215	20.32 6 202	15.02 1 166	13.25 1 85	✔	14.83	0.90	10.01	✔	—	✖	0.37	✔
American Funds 2050 Trgt Date Retire R6 <i>percentile rank</i> <i># of funds in category</i>	RFITX	Target Date	17.27 43 217	20.53 1 204	15.17 1 169	13.33 1 86	✔	15.05	0.89	10.01	✔	—	✖	0.37	✔
American Funds 2055 Trgt Date Retire R6 <i>percentile rank</i> <i># of funds in category</i>	RFKTX	Target Date	17.28 48 215	20.54 5 202	15.17 1 164	13.32 1 65	✔	15.05	0.89	10.01	✔	—	✖	0.38	✔
American Funds 2060 Trgt Date Retire R6 <i>percentile rank</i> <i># of funds in category</i>	RFUTX	Target Date	17.19 56 209	20.51 9 189	15.13 1 140	— — —	✔	15.03	1.36	6.77	✔	—	✖	0.38	✔
American Funds 2065 Trgt Date Retire R6 <i>percentile rank</i> <i># of funds in category</i>	RFVTX	Target Date	17.32 50 135	— — 17	— — —	— — —	—	—	—	2.00	✖	—	✖	0.38	✔

Balanced

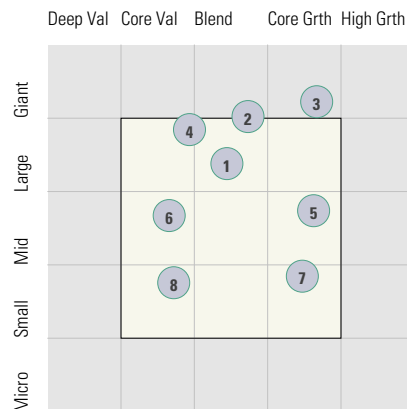
Vanguard LifeStrategy Cnsvr Gr Inv <i>percentile rank</i> <i># of funds in category</i>	VSCGX	Target Risk	6.05 85 504	11.01 48 466	8.05 31 428	7.09 33 284	✔	7.46	1.01	27.27	✔	—	✔	0.12	✔
Vanguard LifeStrategy Growth Inv <i>percentile rank</i> <i># of funds in category</i>	VASGX	Target Risk	14.35 70 321	17.58 37 294	12.53 22 265	11.12 25 196	✔	14.06	1.03	27.27	✔	—	✔	0.14	✔
Vanguard LifeStrategy Income Inv <i>percentile rank</i> <i># of funds in category</i>	VASIX	Target Risk	1.92 90 195	7.61 61 182	5.70 39 168	4.98 47 110	✔	4.63	0.97	27.27	✔	—	✔	0.11	✔
Vanguard LifeStrategy Moderate Gr Inv <i>percentile rank</i> <i># of funds in category</i>	VSMGX	Target Risk	10.08 88 711	14.28 62 666	10.30 52 602	9.12 58 434	✔	10.70	0.99	27.27	✔	—	✔	0.13	✔

HARRISBURG MEDICAL CENTER INC

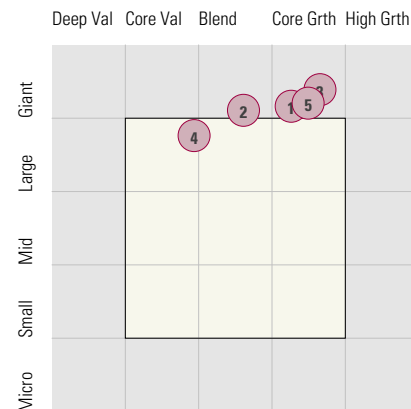
Style Analysis (Data as of 12-31-2021)

Style Analysis

Morningstar Style Box US Stock



Morningstar Style Box Non-US Stock



US Stock Funds

	Category	Super Sectors %			Asset Allocation %			Avg Mkt Cap M\$	
		Cyclical	Defensive	Sensitive	Cash	US Stock	Foreign		
1	DFA US Core Equity 1 I	Large Blend	31.90	20.28	47.83	0.90	98.06	1.03	75.75
2	Vanguard 500 Index Admiral	Large Blend Index	30.22	22.16	47.62	0.47	98.51	1.02	230.90
3	MFS Growth R6	Large Growth	26.15	14.82	59.04	0.62	95.29	4.09	309.75
4	American Funds Washington Mutual R6	Large Value	30.97	27.31	41.72	2.69	88.66	7.86	157.45
5	MFS Mid Cap Growth R6	Mid-Cap Growth	30.38	19.73	49.90	0.97	88.15	10.88	22.87
6	Vanguard Mid-Cap Value Index Admiral	Mid-Cap Value	47.19	23.69	29.11	1.05	96.91	2.04	23.93
7	Vanguard Small Cap Growth Index Admiral	Small Growth	28.18	24.76	47.06	1.57	97.72	0.72	6.32
8	Vanguard Small Cap Value Index Admiral	Small Value	51.47	13.98	34.56	0.31	99.00	0.68	5.77

Non-US Stock Funds

	Category	Super Sectors %			Regional Exposure %			Market Maturity %			
		Cyclical	Defensive	Sensitive	Americas	Greater Asia	Greater Europe	Developed	EM	Avg Mkt Cap M\$	
1	American Funds New World R6	Diversified Emerging Mkts	37.47	21.32	41.22	37.45	39.39	23.15	61.07	38.93	66.76
2	American Funds Intl Gr and Inc R6	Foreign Large Blend	38.21	22.80	38.99	12.73	30.07	57.20	83.84	16.16	55.02
3	Vanguard International Growth Adm	Foreign Large Growth	38.02	25.18	36.80	19.77	31.83	48.40	78.61	21.39	85.43
4	Vanguard International Value Inv	Foreign Large Value	47.50	14.47	38.04	12.41	36.27	51.31	82.31	17.69	30.20
5	American Funds New Perspective R6	World Stock	38.03	18.33	43.63	61.53	12.23	26.24	95.76	4.24	157.93

Fixed Income Funds

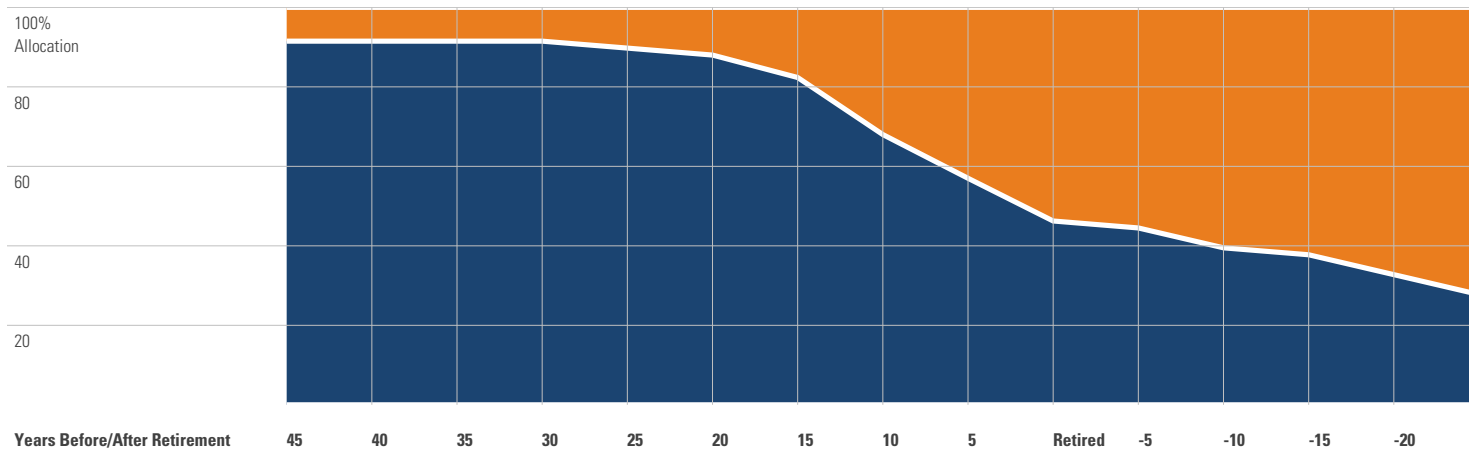
	Category	Super Sectors %				Other Stats		Credit Quality %		
		US Govt Debt	Mtg	US Credit	Non US	Avg Eff Duration	Inv Grade	Below Inv Grade	NR/NA	
1	BlackRock High Yield Bond K	High Yield Bond	0.04	0.00	85.01	0.00	1.45	3.29	93.68	3.02
2	BlackRock Inflation Protected Bond K	Inflation-Protected Bond	95.96	0.00	1.91	0.00	6.91	98.70	0.15	1.15
3	Baird Aggregate Bond Inst	Intermediate-Term Bond	30.09	18.36	43.28	0.00	6.78	99.30	0.70	0.00
4	PIMCO Diversified Inc Instl	Multisector Bond	27.71	2.50	36.04	0.00	5.84	63.00	37.00	0.00
5	Lincoln Stable Value Account -LNGPA	Stable Value	-	-	-	0.00	-	0.00	0.00	-
6	Federated Hermes Govt Ultrashort R6	Ultrashort Bond	12.75	49.06	0.00	0.00	0.40	100.00	0.00	0.00
7	AB Global Bond Z	World Bond	32.75	3.24	16.96	0.00	7.12	83.39	9.80	6.81

HARRISBURG MEDICAL CENTER INC

Target Date Analysis (Data as of 12-31-2021)

Target Date Allocation

● Stocks ● Cash ● Bonds ● Other



Target Date Portfolio Data

Asset Allocation %

	Total Stock	US Stock	Non-US Stock	Total Bond	Infl Prot Bond	HY Bond	Cash	Other	Avg Mkt Cap \$M
American Funds 2010 Trgt Date Retire R6	40.78	30.11	10.67	50.82	14.68	3.76	6.84	1.56	113.70
American Funds 2015 Trgt Date Retire R6	43.91	32.31	11.60	47.80	15.96	4.95	6.77	1.50	116.06
American Funds 2020 Trgt Date Retire R6	46.33	33.72	12.61	45.44	16.55	4.74	6.82	1.41	117.07
American Funds 2025 Trgt Date Retire R6	53.23	38.39	14.84	38.92	16.78	2.29	6.62	1.24	113.81
American Funds 2030 Trgt Date Retire R6	62.59	45.02	17.57	30.01	17.00	0.76	6.30	1.12	108.72
American Funds 2035 Trgt Date Retire R6	74.85	53.22	21.63	18.70	17.90	0.46	5.42	1.03	103.23
American Funds 2040 Trgt Date Retire R6	83.52	58.58	24.94	10.78	14.34	0.30	4.67	1.02	99.37
American Funds 2045 Trgt Date Retire R6	85.96	60.07	25.89	8.59	10.53	0.22	4.48	0.98	97.97
American Funds 2050 Trgt Date Retire R6	86.84	60.44	26.40	7.86	10.58	0.12	4.43	0.86	96.63
American Funds 2055 Trgt Date Retire R6	87.25	60.49	26.76	7.57	10.60	0.08	4.37	0.82	94.48
American Funds 2060 Trgt Date Retire R6	87.20	60.44	26.76	7.64	10.69	0.08	4.35	0.82	93.63
American Funds 2065 Trgt Date Retire R6	87.21	60.41	26.80	7.63	10.64	0.08	4.35	0.82	93.65