

# HARSCH AND OSBORNE MD PC 401K PLAN

## Screens Summary (Data as of 12-31-2021)

Fund Removed from Approved List

Fund on Watch List

Name	Ticker	Asset Class	Trailing Performance and Risk				Management			Style		Expense				
			1 Yr	3 Yr	5 Yr	10 Yr	Pass/ Fail	Std Dev 3 Yr %	Beta 3 Yr %	Tenure	Pass/ Fail	Style Box	Pass/ Fail	Exp Ratio	Pass/ Fail	
<b>US Stock</b>																
American Funds Invmt Co of Amer R6 <i>percentile rank</i> <i># of funds in category</i>	RICGX	Large Blend	25.40 67 1,394	21.63 81 1,256	15.16 80 1,121	14.83 63 831		16.24	0.92	29.85				0.27		
Vanguard 500 Index Admiral <i>percentile rank</i> <i># of funds in category</i>	VFIAX	Large Blend Index	28.66 23 1,394	26.03 24 1,256	18.43 18 1,121	16.51 11 831		17.42	1.00	5.68				0.04		
Vanguard Mid Cap Index Admiral <i>percentile rank</i> <i># of funds in category</i>	VIMAX	Mid-Cap Blend	24.51 47 392	24.48 11 361	15.86 6 314	15.12 9 207		20.29	0.97	23.63				0.05		
Vanguard Small Cap Index Adm <i>percentile rank</i> <i># of funds in category</i>	VSMAX	Small Blend	17.73 85 632	21.33 27 598	13.49 13 530	14.16 12 354		22.92	0.96	5.68				0.05		
<b>Non-US Stock</b>																
American Funds Europacific Growth R6 <i>percentile rank</i> <i># of funds in category</i>	REGGX	Foreign Large Growth	2.84 80 452	17.95 70 387	12.87 67 333	10.01 47 225		17.88	0.99	20.60				0.46		
<b>Fixed Income</b>																
American Century Inflation Adjs Bond R5 <i>percentile rank</i> <i># of funds in category</i>	AIANX	Inflation- Protected Bond	6.59 13 210	8.38 25 203	5.15 33 180	2.85 39 125		4.18	1.05	20.10		—	—	0.27		
Vanguard Total Bond Market Index Adm <i>percentile rank</i> <i># of funds in category</i>	VBTLX	Intermediate- Term Bond	-1.67 52 426	4.82 46 389	3.58 42 351	2.86 55 256		3.60	1.06	8.86			—	0.05		
Federated Hermes Govt Ultrashort IS <i>percentile rank</i> <i># of funds in category</i>	FGUSX	Ultrashort Bond	-0.06 76 239	1.18 73 214	1.30 74 175	0.80 80 94		0.54	0.05	24.49		—	—	0.26		
<b>Target Date</b>																
Vanguard Target Retirement 2015 Fund <i>percentile rank</i> <i># of funds in category</i>	VTXVX	Target Date	5.78 97 123	10.24 85 118	7.71 78 89	7.46 68 45		6.82	0.81	8.86		—		0.12		
Vanguard Target Retirement 2020 Fund <i>percentile rank</i> <i># of funds in category</i>	VTWNX	Target Date	8.17 68 172	12.55 49 161	9.26 37 127	8.71 32 65		9.04	0.97	8.86		—		0.13		
Vanguard Target Retirement 2025 Fund <i>percentile rank</i> <i># of funds in category</i>	VTTVX	Target Date	9.80 57 222	14.17 39 205	10.35 30 169	9.60 20 89		10.69	1.02	8.86		—		0.13		

# HARSCH AND OSBORNE MD PC 401K PLAN

## Screens Summary (Data as of 12-31-2021)

⊖ Fund Removed from Approved List    ⚠ Fund on Watch List

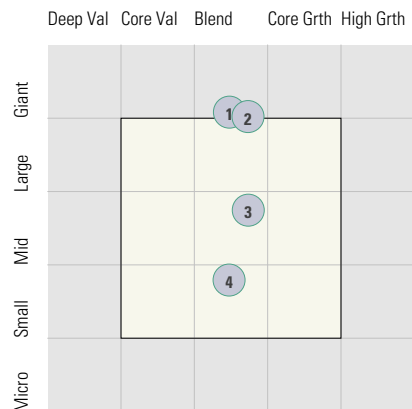
Name	Ticker	Asset Class	Trailing Performance and Risk				Management			Style		Expense			
			1 Yr	3 Yr	5 Yr	10 Yr	Pass/ Fail	Std Dev 3 Yr %	Beta 3 Yr %	Tenure	Pass/ Fail	Style Box	Pass/ Fail	Exp Ratio	Pass/ Fail
Vanguard Target Retirement 2030 Fund <i>percentile rank</i> <i># of funds in category</i>	VTHRX	Target Date	11.38 61 223	15.45 50 204	11.23 42 169	10.36 24 94	✔	11.97	0.99	8.86	✔	—	✔	0.14	✔
Vanguard Target Retirement 2035 Fund <i>percentile rank</i> <i># of funds in category</i>	VTHX	Target Date	12.96 79 215	16.66 57 202	12.06 47 166	11.10 31 86	✔	13.24	0.95	8.86	✔	—	✔	0.14	✔
Vanguard Target Retirement 2040 Fund <i>percentile rank</i> <i># of funds in category</i>	VFORX	Target Date	14.56 81 217	17.89 53 204	12.88 40 169	11.69 31 94	✔	14.51	0.94	8.86	✔	—	✔	0.14	✔
Vanguard Target Retirement 2045 Fund <i>percentile rank</i> <i># of funds in category</i>	VTIVX	Target Date	16.16 68 215	19.06 49 202	13.55 38 166	12.04 25 85	✔	15.74	0.96	8.86	✔	—	✔	0.15	✔
Vanguard Target Retirement 2050 Fund <i>percentile rank</i> <i># of funds in category</i>	VFIFX	Target Date	16.41 74 217	19.19 56 204	13.62 43 169	12.07 28 86	✔	15.77	0.94	8.86	✔	—	✔	0.15	✔
Vanguard Target Retirement 2055 Fund <i>percentile rank</i> <i># of funds in category</i>	VFFVX	Target Date	16.44 78 215	19.18 62 202	13.61 51 164	12.05 34 65	✔	15.77	0.94	8.86	✔	—	✔	0.15	✔
Vanguard Target Retirement 2060 Fund <i>percentile rank</i> <i># of funds in category</i>	VTTSX	Target Date	16.44 81 209	19.17 67 189	13.61 57 140	— — —	✔	15.75	1.44	8.86	✔	—	✔	0.15	✔
Vanguard Target Retirement 2065 Fund <i>percentile rank</i> <i># of funds in category</i>	VLVX	Target Date	16.46 76 135	19.13 79 17	— — —	— — —	⊕	15.79	1.44	4.47	✔	—	✔	0.15	✔
Vanguard Target Retirement Income Fund <i>percentile rank</i> <i># of funds in category</i>	VTINX	Target Date	5.25 65 169	9.43 47 153	6.85 46 128	5.88 38 79	✔	5.87	0.83	8.86	✔	—	✔	0.12	✔
<b>Balanced</b>															
Vanguard LifeStrategy Cnsvr Gr Inv <i>percentile rank</i> <i># of funds in category</i>	VSCGX	Target Risk	6.05 85 504	11.01 48 466	8.05 31 428	7.09 33 284	✔	7.46	1.01	27.27	✔	—	✔	0.12	✔
Vanguard LifeStrategy Growth Inv <i>percentile rank</i> <i># of funds in category</i>	VASGX	Target Risk	14.35 70 321	17.58 37 294	12.53 22 265	11.12 25 196	✔	14.06	1.03	27.27	✔	—	✔	0.14	✔
Vanguard LifeStrategy Income Inv <i>percentile rank</i> <i># of funds in category</i>	VASIX	Target Risk	1.92 90 195	7.61 61 182	5.70 39 168	4.98 47 110	✔	4.63	0.97	27.27	✔	—	✔	0.11	✔
Vanguard LifeStrategy Moderate Gr Inv <i>percentile rank</i> <i># of funds in category</i>	VSMGX	Target Risk	10.08 88 711	14.28 62 666	10.30 52 602	9.12 58 434	✔	10.70	0.99	27.27	✔	—	✔	0.13	✔

# HARSCH AND OSBORNE MD PC 401K PLAN

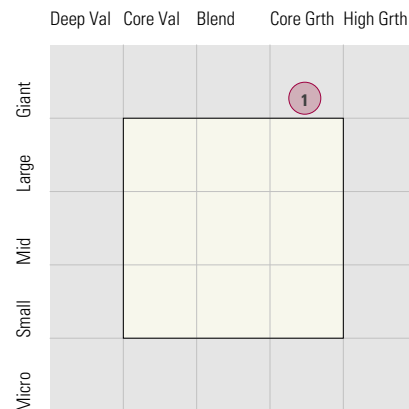
## Style Analysis (Data as of 12-31-2021)

### Style Analysis

Morningstar Style Box US Stock



Morningstar Style Box Non-US Stock



● US Stock Funds		Super Sectors %			Asset Allocation %			
	Category	Cyclical	Defensive	Sensitive	Cash	US Stock	Foreign	Avg Mkt Cap M\$
1	American Funds Invmt Co of Amer R6	27.27	21.95	50.78	2.99	86.50	9.84	223.15
2	Vanguard 500 Index Admiral	30.22	22.16	47.62	0.47	98.51	1.02	230.90
3	Vanguard Mid Cap Index Admiral	35.40	20.87	43.74	0.90	97.64	1.46	27.29
4	Vanguard Small Cap Index Adm	41.54	18.60	39.87	1.47	97.84	0.69	5.99

● Non-US Stock Funds		Super Sectors %			Regional Exposure %			Market Maturity %		
	Category	Cyclical	Defensive	Sensitive	Americas	Greater Asia	Greater Europe	Developed	EM%	Avg Mkt Cap M\$
1	American Funds Europacific Growth R6	36.08	19.48	44.44	13.65	37.75	48.60	77.71	22.29	61.49

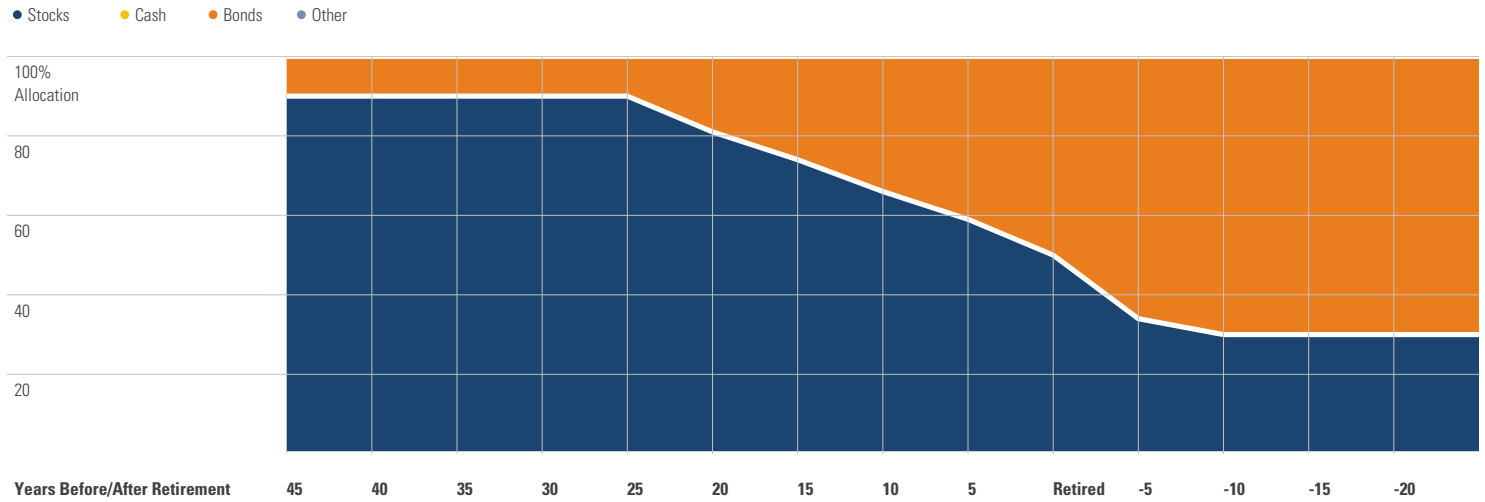
  

● Fixed Income Funds		Super Sectors %				Other Stats		Credit Quality %		
	Category	US Govt Debt	Mtg	US Credit	Non US	Avg Eff Duration	Inv Grade	Below Inv Grade	NR/NA	
1	American Century Inflation Adjs Bond R5	86.41	0.04	8.09	0.00	7.37	96.98	0.09	2.93	
2	Vanguard Total Bond Market Index Adm	46.92	20.64	28.71	0.00	6.84	99.97	0.01	0.02	
3	Federated Hermes Govt Ultrashort IS	12.75	49.06	0.00	0.00	0.40	100.00	0.00	0.00	

# HARSCH AND OSBORNE MD PC 401K PLAN

## Target Date Analysis (Data as of 12-31-2021)

### Target Date Allocation



### Target Date Portfolio Data

#### Asset Allocation %

	Total Stock	US Stock	Non-US Stock	Total Bond	Infl Prot Bond	HY Bond	Cash	Other	Avg Mkt Cap \$M
Vanguard Target Retirement 2015 Fund	30.36	18.11	12.25	65.78	19.08	0.24	3.36	0.50	73.70
Vanguard Target Retirement 2020 Fund	44.76	26.98	17.78	51.87	14.46	0.20	2.95	0.42	74.41
Vanguard Target Retirement 2025 Fund	56.19	33.94	22.25	40.74	2.58	0.19	2.67	0.39	74.55
Vanguard Target Retirement 2030 Fund	64.47	38.93	25.54	32.65	0.00	0.16	2.54	0.33	74.53
Vanguard Target Retirement 2035 Fund	71.81	43.33	28.48	25.31	0.00	0.12	2.62	0.26	74.47
Vanguard Target Retirement 2040 Fund	79.01	47.60	31.41	18.29	0.00	0.09	2.51	0.19	74.37
Vanguard Target Retirement 2045 Fund	86.30	52.07	34.23	10.88	0.00	0.05	2.70	0.13	74.47
Vanguard Target Retirement 2050 Fund	88.31	53.29	35.02	8.97	0.00	0.04	2.61	0.11	74.48
Vanguard Target Retirement 2055 Fund	88.15	53.35	34.80	9.05	0.00	0.04	2.70	0.11	74.69
Vanguard Target Retirement 2060 Fund	88.01	53.55	34.46	9.09	0.00	0.04	2.78	0.11	75.05
Vanguard Target Retirement 2065 Fund	87.90	52.71	35.19	9.12	0.00	0.04	2.87	0.11	74.06
Vanguard Target Retirement Income Fund	29.11	17.36	11.75	66.98	19.63	0.24	3.40	0.50	73.68