

INSPIRE CHARTER SCHOOLS 403B PLAN

Screens Summary (Data as of 12-31-2021)

⊖ Fund Removed from Approved List ⚠ Fund on Watch List

Name	Ticker	Asset Class	Trailing Performance and Risk				Management			Style		Expense				
			1 Yr	3 Yr	5 Yr	10 Yr	Pass/ Fail	Std Dev 3 Yr %	Beta 3 Yr %	Tenure	Pass/ Fail	Style Box	Pass/ Fail	Exp Ratio	Pass/ Fail	
US Stock																
Vanguard 500 Index Admiral	VFIAX	Large Blend Index	28.66	26.03	18.43	16.51	✔	17.42	1.00	5.68	✔	☒	✔	0.04	✔	
<i>percentile rank</i>			23	24	18	11										
<i># of funds in category</i>			1,394	1,256	1,121	831										
MFS Growth R6	MFEKX	Large Growth	23.76	30.98	24.76	19.26	✔	16.73	0.89	19.76	✔	☒	✔	0.53	✔	
<i>percentile rank</i>			40	37	27	19										
<i># of funds in category</i>			1,241	1,120	1,020	772										
⚠ Invesco Diversified Dividend R6	LCEFX	Large Value	19.38	14.66	8.67	–	✔	16.64	0.84	7.84	✔	☒	✔	0.44	✔	
<i>percentile rank</i>			94	85	92	–										
<i># of funds in category</i>			1,212	1,148	1,041	759										
Vanguard Mid Cap Index Admiral	VIMAX	Mid-Cap Blend	24.51	24.48	15.86	15.12	✔	20.29	0.97	23.63	✔	☒	✔	0.05	✔	
<i>percentile rank</i>			47	11	6	9										
<i># of funds in category</i>			392	361	314	207										
PGIM Jennison Small Company R6	PJSQX	Small Growth	29.54	28.75	17.37	15.06	✔	25.96	1.04	8.10	✔	☒	✖	0.69	✔	
<i>percentile rank</i>			7	27	52	53										
<i># of funds in category</i>			617	582	520	394										
DFA US Small Cap Value I	DFSVX	Small Value	39.84	19.08	8.97	12.54	✔	28.18	1.10	9.85	✔	☒	✔	0.39	✔	
<i>percentile rank</i>			12	36	49	26										
<i># of funds in category</i>			447	419	393	301										
Non-US Stock																
JPMorgan Emerging Markets Equity R6	JEMWX	Diversified Emerging Mkts	-10.14	17.05	14.04	–	✔	19.81	1.02	16.34	✔	☒	✔	0.79	✔	
<i>percentile rank</i>			92	14	9	–										
<i># of funds in category</i>			794	721	616	344										
American Funds Intl Gr and Inc R6	RIGGX	Foreign Large Blend	10.12	14.97	10.55	7.90	✔	18.84	1.09	13.26	✔	☒	✔	0.54	✔	
<i>percentile rank</i>			54	27	21	49										
<i># of funds in category</i>			771	704	607	415										
Vanguard Developed Markets Index Admiral	VTMGX	Foreign Large Blend Index	11.43	14.46	10.15	8.51	✔	17.89	1.03	8.86	✔	☒	✔	0.07	✔	
<i>percentile rank</i>			34	33	28	24										
<i># of funds in category</i>			771	704	607	415										
Alternative																
Vanguard Real Estate Index Admiral	VGSLX	Real Estate	40.40	19.95	11.24	11.51	✔	18.85	0.94	25.65	✔	—	✔	0.12	✔	
<i>percentile rank</i>			59	42	49	31										
<i># of funds in category</i>			255	235	202	151										
Fixed Income																
Vanguard Inflation-Protected Secs Adm	VAIPX	Inflation-Protected Bond	5.68	8.24	5.18	2.98	✔	3.69	0.94	10.38	✔	—	—	0.10	✔	
<i>percentile rank</i>			33	35	33	24										
<i># of funds in category</i>			210	203	180	125										

INSPIRE CHARTER SCHOOLS 403B PLAN

Screens Summary (Data as of 12-31-2021)

Fund Removed from Approved List Fund on Watch List

Name	Ticker	Asset Class	Trailing Performance and Risk							Management		Style		Expense	
			1 Yr	3 Yr	5 Yr	10 Yr	Pass/ Fail	Std Dev 3 Yr %	Beta 3 Yr %	Tenure	Pass/ Fail	Style Box	Pass/ Fail	Exp Ratio	Pass/ Fail
Baird Aggregate Bond Inst	BAGIX	Intermediate-Term Bond	-1.46	5.43	4.01	3.74		3.86	1.09	21.27			—	0.30	
<i>percentile rank</i>			40	20	13	9									
<i># of funds in category</i>			426	389	351	256									
PIMCO Income Instl	PIMIX	Multisector Bond	2.61	5.46	5.08	6.97		5.79	0.83	14.77		—	—	0.62	
<i>percentile rank</i>			45	58	25	1									
<i># of funds in category</i>			339	277	238	134									
Federated Hermes Govt Ultrashort R6	FGULX	Ultrashort Bond	0.06	1.20	1.32	—		0.54	0.05	24.49		—	—	0.24	
<i>percentile rank</i>			53	73	72	—									
<i># of funds in category</i>			239	214	175	94									

Target Date																
T. Rowe Price Retirement I 2010 I	TRPAX	Target Date	8.97	12.40	8.90	—		9.11	1.18	6.26		—		0.34		
<i>percentile rank</i>			5	1	1	—										
<i># of funds in category</i>			121	116	78	53										
T. Rowe Price Retirement I 2015 I	TRFGX	Target Date	9.74	13.32	9.64	—		9.97	1.17	6.26		—		0.36		
<i>percentile rank</i>			10	1	1	—										
<i># of funds in category</i>			123	118	89	45										
T. Rowe Price Retirement I 2020 I	TRBRX	Target Date	10.60	14.39	10.55	—		11.15	1.18	6.26		—		0.37		
<i>percentile rank</i>			7	3	1	—										
<i># of funds in category</i>			172	161	127	65										
T. Rowe Price Retirement I 2025 I	TRPHX	Target Date	12.04	15.87	11.61	—		12.47	1.17	6.26		—		0.39		
<i>percentile rank</i>			5	3	1	—										
<i># of funds in category</i>			222	205	169	89										
T. Rowe Price Retirement I 2030 I	TRPCX	Target Date	13.75	17.39	12.65	—		13.74	1.13	6.26		—		0.41		
<i>percentile rank</i>			12	3	1	—										
<i># of funds in category</i>			223	204	169	94										
T. Rowe Price Retirement I 2035 I	TRPJX	Target Date	15.28	18.68	13.52	—		14.80	1.06	6.26		—		0.42		
<i>percentile rank</i>			15	8	4	—										
<i># of funds in category</i>			215	202	166	86										
T. Rowe Price Retirement I 2040 I	TRPDX	Target Date	16.58	19.82	14.28	—		15.69	1.01	6.26		—		0.43		
<i>percentile rank</i>			22	8	4	—										
<i># of funds in category</i>			217	204	169	94										
T. Rowe Price Retirement I 2045 I	TRPKX	Target Date	17.43	20.51	14.68	—		16.31	0.99	6.26		—		0.44		
<i>percentile rank</i>			28	1	3	—										
<i># of funds in category</i>			215	202	166	85										
T. Rowe Price Retirement I 2050 I	TRPMX	Target Date	17.54	20.56	14.71	—		16.32	0.97	6.26		—		0.45		
<i>percentile rank</i>			39	1	4	—										
<i># of funds in category</i>			217	204	169	86										
T. Rowe Price Retirement I 2055 I	TRPNX	Target Date	17.57	20.54	14.71	—		16.33	0.97	6.26		—		0.46		
<i>percentile rank</i>			39	5	4	—										
<i># of funds in category</i>			215	202	164	65										
T. Rowe Price Retirement I 2060 I	TRPLX	Target Date	17.55	20.56	14.72	—		16.33	1.48	6.26		—		0.46		
<i>percentile rank</i>			47	7	5	—										
<i># of funds in category</i>			209	189	140	—										

INSPIRE CHARTER SCHOOLS 403B PLAN

Screens Summary (Data as of 12-31-2021)

🚫 Fund Removed from Approved List

⚠️ Fund on Watch List

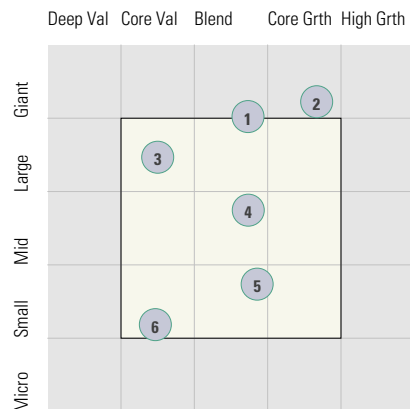
Name	Ticker	Asset Class	Trailing Performance and Risk				Management			Style		Expense			
			1 Yr	3 Yr	5 Yr	10 Yr	Pass/ Fail	Std Dev 3 Yr %	Beta 3 Yr %	Tenure	Pass/ Fail	Style Box	Pass/ Fail	Exp Ratio	Pass/ Fail
Balanced															
American Funds American Balanced R6	RLBGX	Moderate Allocation	16.11	15.58	11.78	11.47	✔️	10.34	0.95	23.01	✔️	—	✔️	0.26	✔️
<i>percentile rank</i>			<i>28</i>	<i>41</i>	<i>24</i>	<i>10</i>									
<i># of funds in category</i>			<i>711</i>	<i>666</i>	<i>602</i>	<i>434</i>									

INSPIRE CHARTER SCHOOLS 403B PLAN

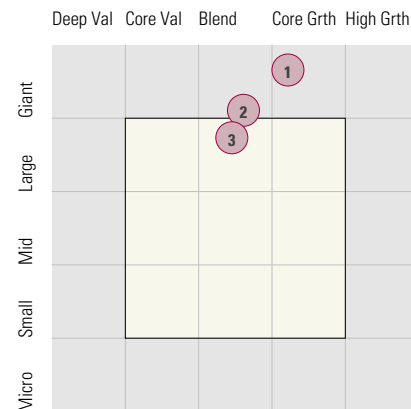
Style Analysis (Data as of 12-31-2021)

Style Analysis

Morningstar Style Box US Stock



Morningstar Style Box Non-US Stock



US Stock Funds

	Category	Super Sectors %			Asset Allocation %			Avg Mkt Cap M\$	
		Cyclical	Defensive	Sensitive	Cash	US Stock	Foreign		
1	Vanguard 500 Index Admiral	Large Blend Index	30.22	22.16	47.62	0.47	98.51	1.02	230.90
2	MFS Growth R6	Large Growth	26.15	14.82	59.04	0.62	95.29	4.09	309.75
3	Invesco Diversified Dividend R6	Large Value	28.61	36.90	34.48	2.49	89.00	8.50	80.47
4	Vanguard Mid Cap Index Admiral	Mid-Cap Blend	35.40	20.87	43.74	0.90	97.64	1.46	27.29
5	PGIM Jennison Small Company R6	Small Growth	40.38	21.97	37.66	0.30	91.33	4.91	5.10
6	DFA US Small Cap Value I	Small Value	51.08	10.04	38.88	2.62	94.28	2.94	2.89

Non-US Stock Funds

	Category	Super Sectors %			Regional Exposure %			Market Maturity %			
		Cyclical	Defensive	Sensitive	Americas	Greater Asia	Greater Europe	Developed	EM%	Avg Mkt Cap M\$	
1	JPMorgan Emerging Markets Equity R6	Diversified Emerging Mkts	39.30	14.76	45.94	9.20	84.65	6.15	33.98	66.02	72.28
2	American Funds Intl Gr and Inc R6	Foreign Large Blend	38.21	22.80	38.99	12.73	30.07	57.20	83.84	16.16	55.02
3	Vanguard Developed Markets Index Admiral	Foreign Large Blend Index	40.39	22.20	37.42	10.54	35.47	53.99	99.21	0.79	31.48

Fixed Income Funds

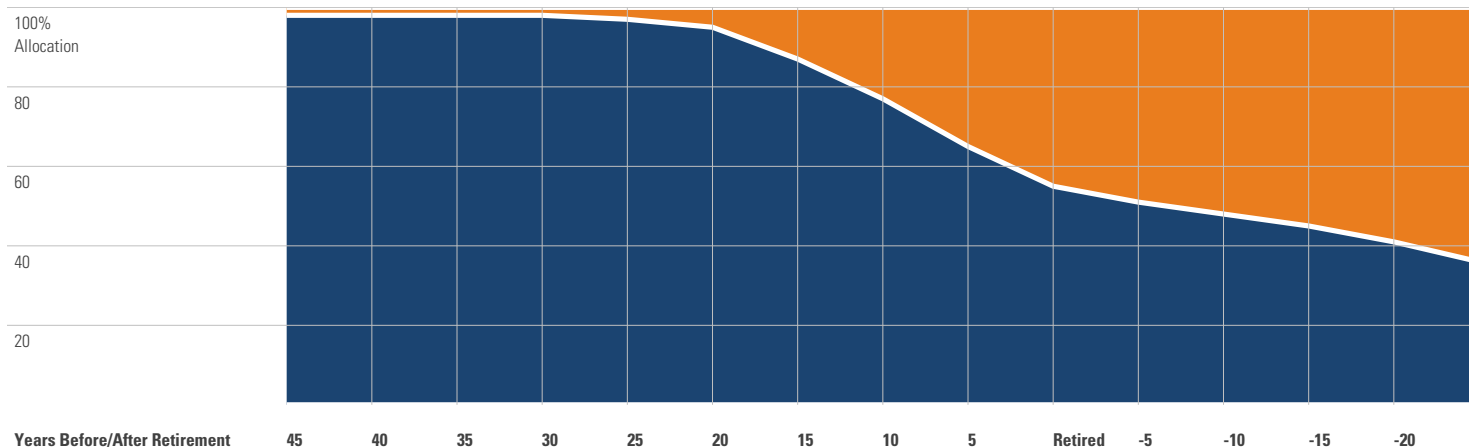
	Category	Super Sectors %				Other Stats		Credit Quality %		
		US Govt Debt	Mtg	US Credit	Non US	Avg Eff Duration	Inv Grade	Below Inv Grade	NR/NA	
1	Vanguard Inflation-Protected Secs Adm	Inflation-Protected Bond	97.81	0.00	0.00	0.00	7.70	97.79	0.00	2.21
2	Baird Aggregate Bond Inst	Intermediate-Term Bond	30.09	18.36	43.28	0.00	6.78	99.30	0.70	0.00
3	PIMCO Income Instl	Multisector Bond	53.76	6.54	15.92	0.00	1.74	81.00	19.00	0.00
4	Federated Hermes Govt Ultrashort R6	Ultrashort Bond	12.75	49.06	0.00	0.00	0.40	100.00	0.00	0.00

INSPIRE CHARTER SCHOOLS 403B PLAN

Target Date Analysis (Data as of 12-31-2021)

Target Date Allocation

● Stocks ● Cash ● Bonds ● Other



Target Date Portfolio Data

Asset Allocation %

	Total Stock	US Stock	Non-US Stock	Total Bond	Infl Prot Bond	HY Bond	Cash	Other	Avg Mkt Cap \$M
T. Rowe Price Retirement 2010 I	44.37	29.53	14.84	51.13	21.79	8.42	3.18	1.32	76.24
T. Rowe Price Retirement 2015 I	47.28	31.31	15.97	47.64	20.18	7.80	3.73	1.35	76.35
T. Rowe Price Retirement 2020 I	51.10	33.53	17.57	43.47	18.52	7.28	3.97	1.45	75.40
T. Rowe Price Retirement 2025 I	59.02	38.67	20.35	35.41	14.90	5.97	4.03	1.56	75.66
T. Rowe Price Retirement 2030 I	70.08	46.00	24.08	24.06	8.58	3.87	4.12	1.73	76.39
T. Rowe Price Retirement 2035 I	78.82	51.51	27.31	15.12	5.59	2.17	4.13	1.93	76.36
T. Rowe Price Retirement 2040 I	86.94	56.98	29.96	7.82	7.90	0.69	3.13	2.11	76.43
T. Rowe Price Retirement 2045 I	91.12	59.77	31.35	3.49	10.98	0.13	3.19	2.20	76.21
T. Rowe Price Retirement 2050 I	92.19	60.43	31.76	3.10	12.89	0.11	2.48	2.23	76.18
T. Rowe Price Retirement 2055 I	92.18	60.48	31.70	3.08	12.85	0.11	2.51	2.23	76.05
T. Rowe Price Retirement 2060 I	92.18	60.44	31.74	3.08	12.87	0.11	2.51	2.22	76.36