

THE INSTITUTE OF WORLD POLITICS 403

Screens Summary (Data as of 12-31-2021)

⊖ Fund Removed from Approved List ⚠ Fund on Watch List

Name	Ticker	Asset Class	Trailing Performance and Risk				Management			Style		Expense				
			1 Yr	3 Yr	5 Yr	10 Yr	Pass/ Fail	Std Dev 3 Yr %	Beta 3 Yr %	Tenure	Pass/ Fail	Style Box	Pass/ Fail	Exp Ratio	Pass/ Fail	
US Stock																
Columbia Contrarian Core Inst3 <i>percentile rank</i> <i># of funds in category</i>	COFYX	Large Blend	24.45 75 1,394	26.57 15 1,256	17.65 41 1,121	– – 831	✔	17.89	1.02	16.76	✔	☐	✔	0.63	✔	
Vanguard 500 Index Admiral <i>percentile rank</i> <i># of funds in category</i>	VFIAX	Large Blend Index	28.66 23 1,394	26.03 24 1,256	18.43 18 1,121	16.51 11 831	✔	17.42	1.00	5.68	✔	☐	✔	0.04	✔	
MFS Growth R6 <i>percentile rank</i> <i># of funds in category</i>	MFEKX	Large Growth	23.76 40 1,241	30.98 37 1,120	24.76 27 1,020	19.26 19 772	✔	16.73	0.89	19.76	✔	☐	✔	0.53	✔	
Invesco Growth and Income R6 <i>percentile rank</i> <i># of funds in category</i>	GIFFX	Large Value	29.13 22 1,212	18.65 36 1,148	10.72 67 1,041	– – 759	✔	22.51	1.15	18.85	✔	☐	✔	0.40	✔	
Vanguard Mid-Cap Growth Index Admiral <i>percentile rank</i> <i># of funds in category</i>	VMGMX	Mid-Cap Growth	20.48 19 591	29.44 31 541	20.05 39 494	16.45 33 383	✔	19.93	0.96	8.86	✔	☐	✔	0.07	✔	
Vanguard Mid-Cap Value Index Admiral <i>percentile rank</i> <i># of funds in category</i>	VMVAX	Mid-Cap Value	28.76 53 415	19.11 50 393	11.61 24 353	13.57 13 267	✔	21.92	0.98	15.38	✔	☐	✔	0.07	✔	
Vanguard Small Cap Growth Index Admiral <i>percentile rank</i> <i># of funds in category</i>	VSGAX	Small Growth	5.70 69 617	23.82 59 582	16.90 56 520	14.83 59 394	✔	22.36	0.94	17.01	✔	☐	✖	0.07	✔	
JPMorgan Small Cap Value R6 <i>percentile rank</i> <i># of funds in category</i>	JSVUX	Small Value	33.00 40 447	19.08 36 419	8.51 54 393	12.09 35 301	✔	25.19	0.99	11.17	✔	☐	✔	0.76	✔	
Non-US Stock																
DFA Emerging Markets I <i>percentile rank</i> <i># of funds in category</i>	DFEMX	Diversified Emerging Mkts	2.53 35 794	10.65 62 721	9.83 44 616	5.52 52 344	✔	19.20	1.02	11.85	✔	☐	✔	0.35	✔	
American Funds Europacific Growth R6 <i>percentile rank</i> <i># of funds in category</i>	REGGX	Foreign Large Growth	2.84 80 452	17.95 70 387	12.87 67 333	10.01 47 225	✔	17.88	0.99	20.60	✔	☐	✔	0.46	✔	
MFS Instl International Equity <i>percentile rank</i> <i># of funds in category</i>	MIEIX	Foreign Large Growth	15.16 8 771	18.00 6 704	13.45 2 607	10.13 6 415	✔	16.23	0.91	12.26	✔	☐	✔	0.69	✔	
Vanguard International Value Inv <i>percentile rank</i> <i># of funds in category</i>	VTRIX	Foreign Large Value	7.97 87 350	12.31 19 326	9.16 4 286	7.57 16 180	✔	19.55	1.11	11.60	✔	☐	✔	0.35	✔	
American Funds Capital World Gr&Inc R6 <i>percentile rank</i> <i># of funds in category</i>	RWIGX	World Stock	15.15 78 328	18.79 56 284	13.55 49 237	11.96 36 145	✔	16.15	0.94	15.92	✔	—	✔	0.42	✔	

THE INSTITUTE OF WORLD POLITICS 403

Screens Summary (Data as of 12-31-2021)

⊖ Fund Removed from Approved List ⚠ Fund on Watch List

Name	Ticker	Asset Class	Trailing Performance and Risk				Management			Style		Expense				
			1 Yr	3 Yr	5 Yr	10 Yr	Pass/ Fail	Std Dev 3 Yr %	Beta 3 Yr %	Tenure	Pass/ Fail	Style Box	Pass/ Fail	Exp Ratio	Pass/ Fail	
Alternative																
Invesco Balanced-Risk Commodity Strat R6	IBRFX	Commodities Broad Basket	19.10	10.35	4.46	—	✔	16.84	0.99	11.09	✔	—	—	1.15	✔	
<i>percentile rank</i>			95	59	48	—										
<i># of funds in category</i>			114	109	86	55										
Invesco Global Real Estate R6	FGREX	Global Real Estate	25.77	10.84	7.70	—	✔	18.68	0.91	16.68	✔	☒	✔	0.85	✔	
<i>percentile rank</i>			54	72	66	—										
<i># of funds in category</i>			198	198	177	112										
Fixed Income																
Baird Core Plus Bond Inst	BCOIX	Core Plus Bond	-1.02	5.85	4.30	3.93	✔	4.17	1.09	21.27	✔	—	—	0.30	✔	
<i>percentile rank</i>			60	35	30	28										
<i># of funds in category</i>			606	570	496	354										
BlackRock High Yield Bond K	BRHYX	High Yield Bond	5.86	9.03	6.42	7.08	✔	9.43	1.01	14.01	✔	—	—	0.51	✔	
<i>percentile rank</i>			21	15	12	6										
<i># of funds in category</i>			680	636	560	373										
Vanguard Inflation-Protected Secs Adm	VAIPX	Inflation- Protected Bond	5.68	8.24	5.18	2.98	✔	3.69	0.94	10.38	✔	—	—	0.10	✔	
<i>percentile rank</i>			33	35	33	24										
<i># of funds in category</i>			210	203	180	125										
Western Asset Core Bond IS	WACSX	Intermediate- Term Bond	-1.80	5.81	4.37	3.98	✔	4.20	1.10	15.02	✔	☒	—	0.43	✔	
<i>percentile rank</i>			64	8	4	5										
<i># of funds in category</i>			426	389	351	256										
Lincoln Stable Value Account -LNGPA		Stable Value	—	—	—	—	—	—	—	38.69	✔	—	—	—	—	
<i>percentile rank</i>			—	—	—	—										
<i># of funds in category</i>			41	—	—	—										
PIMCO Short-Term Instl	PTSHX	Ultrashort Bond	0.01	1.82	1.88	1.85	✔	2.36	0.16	11.01	✔	—	—	0.47	✔	
<i>percentile rank</i>			63	29	21	12										
<i># of funds in category</i>			239	214	175	94										
PIMCO International Bond (USD-Hdg) Instl	PFORX	World Bond	-1.67	3.86	3.55	4.78	✔	3.60	0.71	7.27	✔	—	—	0.52	✔	
<i>percentile rank</i>			41	61	28	4										
<i># of funds in category</i>			125	110	81	48										
Target Date																
JPMorgan SmartRetirement® 2020 R6	JTTYX	Target Date	6.12	10.78	8.00	—	✔	8.32	0.88	13.51	✔	—	✔	0.40	✔	
<i>percentile rank</i>			89	80	77	—										
<i># of funds in category</i>			172	161	127	65										
JPMorgan SmartRetirement® 2025 R6	JNSYX	Target Date	8.74	13.02	9.47	—	✔	10.39	0.98	13.51	✔	—	✔	0.41	✔	
<i>percentile rank</i>			79	65	63	—										
<i># of funds in category</i>			222	205	169	89										
JPMorgan SmartRetirement® 2030 R6	JSMYX	Target Date	10.88	14.72	10.71	—	✖	12.18	1.00	13.51	✔	—	✔	0.42	✔	
<i>percentile rank</i>			78	66	63	—										
<i># of funds in category</i>			223	204	169	94										

THE INSTITUTE OF WORLD POLITICS 403

Screens Summary (Data as of 12-31-2021)

Fund Removed from Approved List

Fund on Watch List

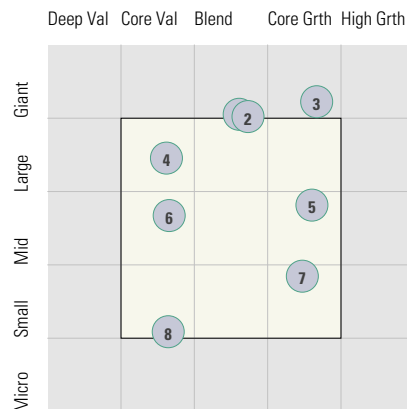
Name	Ticker	Asset Class	Trailing Performance and Risk							Management		Style		Expense	
			1 Yr	3 Yr	5 Yr	10 Yr	Pass/ Fail	Std Dev 3 Yr %	Beta 3 Yr %	Tenure	Pass/ Fail	Style Box	Pass/ Fail	Exp Ratio	Pass/ Fail
JPMorgan SmartRetirement® 2035 R6	SRJYX	Target Date	14.05	16.98	12.00	—		14.17	1.02	13.51		—		0.44	
<i>percentile rank</i>			45	43	49	—									
<i># of funds in category</i>			215	202	166	86									
JPMorgan SmartRetirement® 2040 R6	SMTYX	Target Date	15.86	18.36	12.88	—		15.56	1.00	13.51		—		0.45	
<i>percentile rank</i>			48	36	40	—									
<i># of funds in category</i>			217	204	169	94									
JPMorgan SmartRetirement® 2045 R6	JSAYX	Target Date	17.65	19.37	13.42	—		16.59	1.01	13.51		—		0.45	
<i>percentile rank</i>			20	37	43	—									
<i># of funds in category</i>			215	202	166	85									
JPMorgan SmartRetirement® 2050 R6	JTSYX	Target Date	17.60	19.33	13.40	—		16.58	0.99	13.51		—		0.45	
<i>percentile rank</i>			36	49	55	—									
<i># of funds in category</i>			217	204	169	86									
JPMorgan SmartRetirement® 2055 R6	JFFYX	Target Date	17.68	19.37	13.42	—		16.54	0.98	9.92		—		0.45	
<i>percentile rank</i>			36	54	54	—									
<i># of funds in category</i>			215	202	164	65									
JPMorgan SmartRetirement® 2060 R6	JAKYX	Target Date	17.68	19.33	13.41	—		16.49	1.50	5.34		—		0.44	
<i>percentile rank</i>			42	60	64	—									
<i># of funds in category</i>			209	189	140	—									
JPMorgan SmartRetirement® Income R6	JSIYX	Target Date	6.19	10.13	7.26	—		7.82	1.09	13.51		—		0.39	
<i>percentile rank</i>			42	29	23	—									
<i># of funds in category</i>			169	153	128	79									
Balanced															
Invesco Equity and Income R6	IEIFX	Moderate Allocation	18.43	16.36	9.73	—		15.31	1.34	18.68		—		0.39	
<i>percentile rank</i>			10	28	68	—									
<i># of funds in category</i>			711	666	602	434									

THE INSTITUTE OF WORLD POLITICS 403

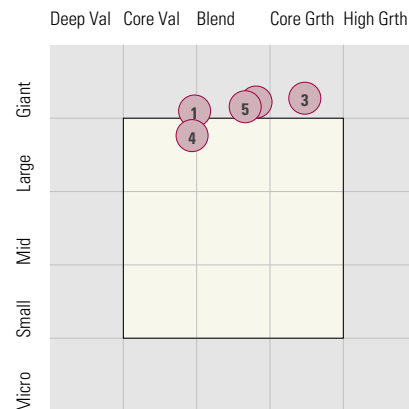
Style Analysis (Data as of 12-31-2021)

Style Analysis

Morningstar Style Box US Stock



Morningstar Style Box Non-US Stock



US Stock Funds

	Category	Super Sectors %			Asset Allocation %			Avg Mkt Cap M\$	
		Cyclical	Defensive	Sensitive	Cash	US Stock	Foreign		
1	Columbia Contrarian Core Inst3	Large Blend	27.14	19.98	52.89	0.92	96.89	2.19	238.69
2	Vanguard 500 Index Admiral	Large Blend Index	30.22	22.16	47.62	0.47	98.51	1.02	230.90
3	MFS Growth R6	Large Growth	26.15	14.82	59.04	0.62	95.29	4.09	309.75
4	Invesco Growth and Income R6	Large Value	37.89	22.31	39.80	2.04	90.58	7.39	78.66
5	Vanguard Mid-Cap Growth Index Admiral	Mid-Cap Growth	24.32	18.25	57.44	0.49	98.59	0.92	30.85
6	Vanguard Mid-Cap Value Index Admiral	Mid-Cap Value	47.19	23.69	29.11	1.05	96.91	2.04	23.93
7	Vanguard Small Cap Growth Index Admiral	Small Growth	28.18	24.76	47.06	1.57	97.72	0.72	6.32
8	JPMorgan Small Cap Value R6	Small Value	48.79	18.25	32.95	3.69	95.52	0.79	2.32

Non-US Stock Funds

	Category	Super Sectors %			Regional Exposure %			Market Maturity %			
		Cyclical	Defensive	Sensitive	Americas	Greater Asia	Greater Europe	Developed	EM%	Avg Mkt Cap M\$	
1	DFA Emerging Markets I	Diversified Emerging Mkts	43.53	12.87	43.61	6.64	82.00	11.35	33.05	66.95	27.35
2	MFS Instl International Equity	Foreign Large Growth	31.49	33.25	35.26	7.06	26.04	66.90	95.04	4.96	71.53
3	American Funds Europacific Growth R6	Foreign Large Growth	36.08	19.48	44.44	13.65	37.75	48.60	77.71	22.29	61.49
4	Vanguard International Value Inv	Foreign Large Value	47.50	14.47	38.04	12.41	36.27	51.31	82.31	17.69	30.20
5	American Funds Capital World Gr&Inc R6	World Stock	34.39	23.26	42.36	54.54	19.07	26.40	89.59	10.41	118.51

Fixed Income Funds

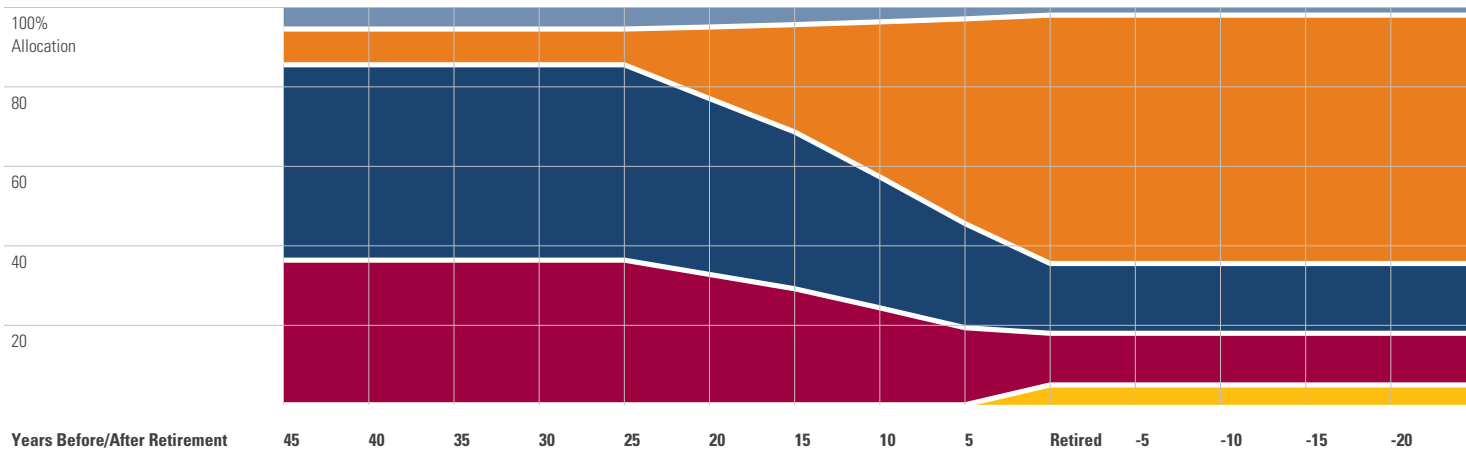
	Category	Super Sectors %				Other Stats		Credit Quality %		
		US Govt Debt	Mtg	US Credit	Non US	Avg Eff Duration	Inv Grade	Below Inv Grade	NR/NA	
1	Baird Core Plus Bond Inst	Core Plus Bond	22.35	13.87	54.52	0.00	6.54	95.80	4.00	0.20
2	BlackRock High Yield Bond K	High Yield Bond	0.04	0.00	85.01	0.00	1.45	3.29	93.68	3.02
3	Vanguard Inflation-Protected Secs Adm	Inflation-Protected Bond	97.81	0.00	0.00	0.00	7.70	97.79	0.00	2.21
4	Western Asset Core Bond IS	Intermediate-Term Bond	34.91	18.09	40.48	0.00	6.83	95.07	1.13	3.80
5	Lincoln Stable Value Account -LNGPA	Stable Value	-	-	-	0.00	-	0.00	0.00	-
6	PIMCO Short-Term Instl	Ultrashort Bond	37.43	2.57	29.41	0.00	0.26	91.00	9.00	0.00
7	PIMCO International Bond (USD-Hdg) Instl	World Bond	64.24	3.07	7.24	0.00	7.02	93.00	7.00	0.00

THE INSTITUTE OF WORLD POLITICS 403

Target Date Analysis (Data as of 12-31-2021)

Target Date Allocation

● US Stocks ● Non-US Stocks ● Cash ● Bonds ● Other



Target Date Portfolio Data

Asset Allocation %

	Total Stock	US Stock	Non-US Stock	Total Bond	Infl Prot Bond	HY Bond	Cash	Other	Avg Mkt Cap \$M
JPMorgan SmartRetirement® 2020 R6	32.43	19.58	12.85	56.87	1.48	13.40	8.98	1.72	74.53
JPMorgan SmartRetirement® 2025 R6	44.90	27.94	16.96	46.73	0.79	10.65	6.90	1.46	74.80
JPMorgan SmartRetirement® 2030 R6	57.46	35.58	21.88	35.27	0.09	8.32	6.12	1.15	74.78
JPMorgan SmartRetirement® 2035 R6	69.25	42.55	26.70	24.97	0.10	7.60	5.08	0.70	82.29
JPMorgan SmartRetirement® 2040 R6	78.51	48.15	30.36	17.06	0.09	5.94	3.97	0.47	82.30
JPMorgan SmartRetirement® 2045 R6	87.82	53.99	33.83	8.25	0.08	3.82	3.71	0.23	82.91
JPMorgan SmartRetirement® 2050 R6	87.41	53.70	33.71	8.53	0.08	3.96	3.82	0.23	82.56
JPMorgan SmartRetirement® 2055 R6	87.60	53.90	33.70	8.49	0.08	3.90	3.69	0.23	82.81
JPMorgan SmartRetirement® 2060 R6	87.51	53.56	33.95	8.33	0.08	3.77	3.93	0.23	83.12
JPMorgan SmartRetirement® Income R6	31.61	19.02	12.59	56.94	1.46	13.64	9.73	1.73	73.95