

LAKE HEALTH UNIVERSITY HOSPITALS

Screens Summary (Data as of 12-31-2021)

⊖ Fund Removed from Approved List ⚠ Fund on Watch List

Name	Ticker	Asset Class	Trailing Performance and Risk				Management			Style		Expense				
			1 Yr	3 Yr	5 Yr	10 Yr	Pass/ Fail	Std Dev 3 Yr %	Beta 3 Yr %	Tenure	Pass/ Fail	Style Box	Pass/ Fail	Exp Ratio	Pass/ Fail	
US Stock																
JPMorgan US Equity R6 <i>percentile rank</i> <i># of funds in category</i>	JUEMX	Large Blend	28.80 22 1,394	29.25 3 1,256	19.86 5 1,121	17.57 1 831	✔	17.93	1.02	7.38	✔	☒	✖	0.44	✔	
Vanguard 500 Index Admiral <i>percentile rank</i> <i># of funds in category</i>	VFIAX	Large Blend Index	28.66 23 1,394	26.03 24 1,256	18.43 18 1,121	16.51 11 831	✔	17.42	1.00	5.68	✔	☒	✔	0.04	✔	
American Funds Growth Fund of Amer R6 <i>percentile rank</i> <i># of funds in category</i>	RGAGX	Large Growth	19.69 64 1,241	28.61 60 1,120	21.26 62 1,020	18.31 39 772	✔	18.09	0.95	28.18	✔	☒	✔	0.30	✔	
American Funds Washington Mutual R6 <i>percentile rank</i> <i># of funds in category</i>	RWMGX	Large Value	28.90 21 1,394	20.61 87 1,256	15.53 74 1,121	14.59 69 831	✔	16.72	0.93	24.52	✔	☒	✖	0.27	✔	
Neuberger Berman Mid Cap Growth R6 <i>percentile rank</i> <i># of funds in category</i>	NRMGX	Mid-Cap Growth	12.99 51 591	28.40 37 541	20.18 36 494	– – 383	✔	20.24	0.97	18.93	✔	☒	✔	0.57	✔	
Vanguard Mid-Cap Value Index Admiral <i>percentile rank</i> <i># of funds in category</i>	VMVAX	Mid-Cap Value	28.76 53 415	19.11 50 393	11.61 24 353	13.57 13 267	✔	21.92	0.98	15.38	✔	☒	✔	0.07	✔	
Delaware Small Cap Value R6 <i>percentile rank</i> <i># of funds in category</i>	DVZRX	Small Value	34.46 33 447	19.53 28 419	9.67 36 393	– – 301	✔	25.94	1.00	24.68	✔	☒	✔	0.72	✔	
Non-US Stock																
American Funds New World R6 <i>percentile rank</i> <i># of funds in category</i>	RNWXG	Diversified Emerging Mkts	5.13 27 794	19.03 9 721	14.59 8 616	9.58 3 344	✔	17.60	0.88	22.56	✔	☒	✔	0.57	✔	
American Funds Europacific Growth R6 <i>percentile rank</i> <i># of funds in category</i>	REGGX	Foreign Large Growth	2.84 80 452	17.95 70 387	12.87 67 333	10.01 47 225	✔	17.88	0.99	20.60	✔	☒	✔	0.46	✔	
MFS Instl International Equity <i>percentile rank</i> <i># of funds in category</i>	MIEIX	Foreign Large Growth	15.16 8 771	18.00 6 704	13.45 2 607	10.13 6 415	✔	16.23	0.91	12.26	✔	☒	✔	0.69	✔	
DFA International Value I <i>percentile rank</i> <i># of funds in category</i>	DFIVX	Foreign Large Value	18.69 4 350	10.34 47 326	6.93 43 286	6.60 40 180	✔	22.82	1.28	11.85	✔	☒	✔	0.34	✔	
Invesco Global R6 <i>percentile rank</i> <i># of funds in category</i>	OGLIX	World Stock	15.78 49 355	25.13 42 306	18.39 49 261	– – 166	✔	19.88	1.13	4.76	✔	—	✔	0.68	✔	

LAKE HEALTH UNIVERSITY HOSPITALS

Screens Summary (Data as of 12-31-2021)

Fund Removed from Approved List
 Fund on Watch List

Name	Ticker	Asset Class	Trailing Performance and Risk							Management			Style		Expense	
			1 Yr	3 Yr	5 Yr	10 Yr	Pass/ Fail	Std Dev 3 Yr %	Beta 3 Yr %	Tenure	Pass/ Fail	Style Box	Pass/ Fail	Exp Ratio	Pass/ Fail	
Alternative																
PIMCO Commodity Real Ret Strat Instl	PCRIX	Commodities Broad Basket	33.48	14.74	5.99	-1.76		18.67	1.19	7.00		—	—	0.82		
<i>percentile rank</i>			25	7	21	42										
<i># of funds in category</i>			114	109	86	55										
Neuberger Berman Real Estate R6	NRREX	Real Estate	42.10	22.92	14.59	—		16.45	0.79	16.01		—		0.75		
<i>percentile rank</i>			39	9	5	—										
<i># of funds in category</i>			255	235	202	151										
Fixed Income																
PIMCO Real Return Instl	PRRIX	Inflation-Protected Bond	5.67	8.73	5.54	3.23		4.05	1.02	2.98		—	—	0.47		
<i>percentile rank</i>			34	9	8	8										
<i># of funds in category</i>			210	203	180	125										
Western Asset Core Bond IS	WACSX	Intermediate-Term Bond	-1.80	5.81	4.37	3.98		4.20	1.10	15.02			—	0.43		
<i>percentile rank</i>			64	8	4	5										
<i># of funds in category</i>			426	389	351	256										
PIMCO Income Instl	PIMIX	Multisector Bond	2.61	5.46	5.08	6.97		5.79	0.83	14.77		—	—	0.62		
<i>percentile rank</i>			45	58	25	1										
<i># of funds in category</i>			339	277	238	134										
Lincoln Stable Value Account -LNGPA		Stable Value	—	—	—	—	—	—	—	38.69		—	—	—	—	
<i>percentile rank</i>			—	—	—	—										
<i># of funds in category</i>			41	—	—	—										
Federated Hermes Govt Ultrashort R6	FGULX	Ultrashort Bond	0.06	1.20	1.32	—		0.54	0.05	24.49		—	—	0.24		
<i>percentile rank</i>			53	73	72	—										
<i># of funds in category</i>			239	214	175	94										
Target Date																
T. Rowe Price Retirement I 2010 I	TRPAX	Target Date	8.97	12.40	8.90	—		9.11	1.18	6.26		—		0.34		
<i>percentile rank</i>			5	1	1	—										
<i># of funds in category</i>			121	116	78	53										
T. Rowe Price Retirement I 2015 I	TRFGX	Target Date	9.74	13.32	9.64	—		9.97	1.17	6.26		—		0.36		
<i>percentile rank</i>			10	1	1	—										
<i># of funds in category</i>			123	118	89	45										
T. Rowe Price Retirement I 2020 I	TRBRX	Target Date	10.60	14.39	10.55	—		11.15	1.18	6.26		—		0.37		
<i>percentile rank</i>			7	3	1	—										
<i># of funds in category</i>			172	161	127	65										
T. Rowe Price Retirement I 2025 I	TRPHX	Target Date	12.04	15.87	11.61	—		12.47	1.17	6.26		—		0.39		
<i>percentile rank</i>			5	3	1	—										
<i># of funds in category</i>			222	205	169	89										
T. Rowe Price Retirement I 2030 I	TRPCX	Target Date	13.75	17.39	12.65	—		13.74	1.13	6.26		—		0.41		
<i>percentile rank</i>			12	3	1	—										
<i># of funds in category</i>			223	204	169	94										
T. Rowe Price Retirement I 2035 I	TRPJX	Target Date	15.28	18.68	13.52	—		14.80	1.06	6.26		—		0.42		
<i>percentile rank</i>			15	8	4	—										
<i># of funds in category</i>			215	202	166	86										

LAKE HEALTH UNIVERSITY HOSPITALS

Screens Summary (Data as of 12-31-2021)

Fund Removed from Approved List

Fund on Watch List

Name	Ticker	Asset Class	Trailing Performance and Risk							Management		Style		Expense	
			1 Yr	3 Yr	5 Yr	10 Yr	Pass/ Fail	Std Dev 3 Yr %	Beta 3 Yr %	Tenure	Pass/ Fail	Style Box	Pass/ Fail	Exp Ratio	Pass/ Fail
T. Rowe Price Retirement I 2040 I	TRPDX	Target Date	16.58	19.82	14.28	—		15.69	1.01	6.26		—		0.43	
<i>percentile rank</i>			22	8	4	—									
<i># of funds in category</i>			217	204	169	94									
T. Rowe Price Retirement I 2045 I	TRPKX	Target Date	17.43	20.51	14.68	—		16.31	0.99	6.26		—		0.44	
<i>percentile rank</i>			28	1	3	—									
<i># of funds in category</i>			215	202	166	85									
T. Rowe Price Retirement I 2050 I	TRPMX	Target Date	17.54	20.56	14.71	—		16.32	0.97	6.26		—		0.45	
<i>percentile rank</i>			39	1	4	—									
<i># of funds in category</i>			217	204	169	86									
T. Rowe Price Retirement I 2055 I	TRPNX	Target Date	17.57	20.54	14.71	—		16.33	0.97	6.26		—		0.46	
<i>percentile rank</i>			39	5	4	—									
<i># of funds in category</i>			215	202	164	65									
T. Rowe Price Retirement I 2060 I	TRPLX	Target Date	17.55	20.56	14.72	—		16.33	1.48	6.26		—		0.46	
<i>percentile rank</i>			47	7	5	—									
<i># of funds in category</i>			209	189	140	—									
T. Rowe Price Retirement I 2065 I	TRFKX	Target Date	18.52	—	—	—	—	—	—	1.21		—		0.46	
<i>percentile rank</i>			27	—	—	—									
<i># of funds in category</i>			135	17	—	—									

Balanced

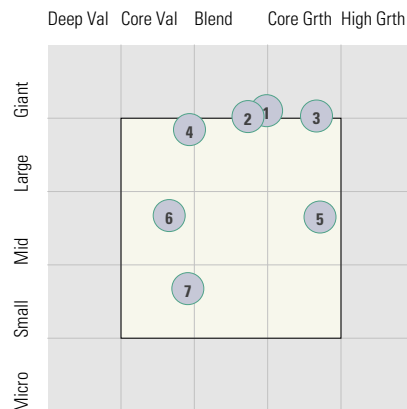
American Funds American Balanced R6	RLBGX	Moderate Allocation	16.11	15.58	11.78	11.47		10.34	0.95	23.01		—		0.26	
<i>percentile rank</i>			28	41	24	10									
<i># of funds in category</i>			711	666	602	434									

LAKE HEALTH UNIVERSITY HOSPITALS

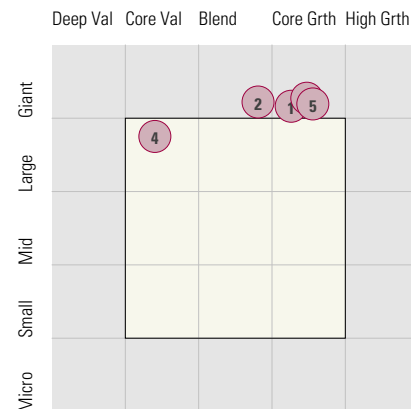
Style Analysis (Data as of 12-31-2021)

Style Analysis

Morningstar Style Box US Stock



Morningstar Style Box Non-US Stock



US Stock Funds

	Category	Super Sectors %			Asset Allocation %			Avg Mkt Cap M\$	
		Cyclical	Defensive	Sensitive	Cash	US Stock	Foreign		
1	JPMorgan US Equity R6	Large Blend	39.68	17.25	43.07	0.63	95.77	3.60	237.46
2	Vanguard 500 Index Admiral	Large Blend Index	30.22	22.16	47.62	0.47	98.51	1.02	230.90
3	American Funds Growth Fund of Amer R6	Large Growth	34.33	14.91	50.78	3.33	85.02	11.21	187.45
4	American Funds Washington Mutual R6	Large Value	30.97	27.31	41.72	2.69	88.66	7.86	157.45
5	Neuberger Berman Mid Cap Growth R6	Mid-Cap Growth	26.82	18.14	55.03	2.00	95.74	2.25	23.24
6	Vanguard Mid-Cap Value Index Admiral	Mid-Cap Value	47.19	23.69	29.11	1.05	96.91	2.04	23.93
7	Delaware Small Cap Value R6	Small Value	52.55	9.99	37.45	1.33	96.28	2.35	4.80

Non-US Stock Funds

	Category	Super Sectors %			Regional Exposure %			Market Maturity %			
		Cyclical	Defensive	Sensitive	Americas	Greater Asia	Greater Europe	Developed	EM%	Avg Mkt Cap M\$	
1	American Funds New World R6	Diversified Emerging Mkts	37.47	21.32	41.22	37.45	39.39	23.15	61.07	38.93	66.76
2	MFS Instl International Equity	Foreign Large Growth	31.49	33.25	35.26	7.06	26.04	66.90	95.04	4.96	71.53
3	American Funds Europacific Growth R6	Foreign Large Growth	36.08	19.48	44.44	13.65	37.75	48.60	77.71	22.29	61.49
4	DFA International Value I	Foreign Large Value	59.19	11.16	29.67	11.13	30.09	58.78	99.40	0.60	32.79
5	Invesco Global R6	World Stock	29.07	8.54	62.40	58.59	20.47	20.94	91.20	8.80	145.78

Fixed Income Funds

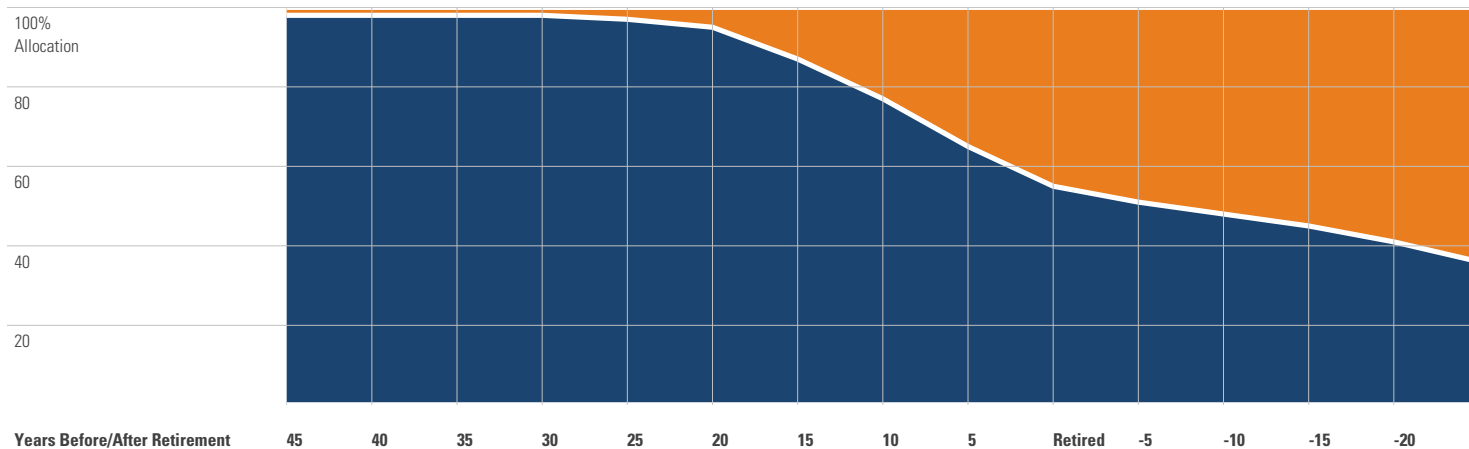
	Category	Super Sectors %				Other Stats	Credit Quality %			
		US Govt Debt	Mtg	US Credit	Non US		Avg Eff Duration	Inv Grade	Below Inv Grade	NR/NA
1	PIMCO Real Return Instl	Inflation-Protected Bond	68.82	2.40	3.78	0.00	7.44	97.00	3.00	0.00
2	Western Asset Core Bond IS	Intermediate-Term Bond	34.91	18.09	40.48	0.00	6.83	95.07	1.13	3.80
3	PIMCO Income Instl	Multisector Bond	53.76	6.54	15.92	0.00	1.74	81.00	19.00	0.00
4	Lincoln Stable Value Account -LNGPA	Stable Value	-	-	-	0.00	-	0.00	0.00	-
5	Federated Hermes Govt Ultrashort R6	Ultrashort Bond	12.75	49.06	0.00	0.00	0.40	100.00	0.00	0.00

LAKE HEALTH UNIVERSITY HOSPITALS

Target Date Analysis (Data as of 12-31-2021)

Target Date Allocation

● Stocks ● Cash ● Bonds ● Other



Target Date Portfolio Data

Asset Allocation %

	Total Stock	US Stock	Non-US Stock	Total Bond	Infl Prot Bond	HY Bond	Cash	Other	Avg Mkt Cap \$M
T. Rowe Price Retirement 2010	44.37	29.53	14.84	51.13	21.79	8.42	3.18	1.32	76.24
T. Rowe Price Retirement 2015	47.28	31.31	15.97	47.64	20.18	7.80	3.73	1.35	76.35
T. Rowe Price Retirement 2020	51.10	33.53	17.57	43.47	18.52	7.28	3.97	1.45	75.40
T. Rowe Price Retirement 2025	59.02	38.67	20.35	35.41	14.90	5.97	4.03	1.56	75.66
T. Rowe Price Retirement 2030	70.08	46.00	24.08	24.06	8.58	3.87	4.12	1.73	76.39
T. Rowe Price Retirement 2035	78.82	51.51	27.31	15.12	5.59	2.17	4.13	1.93	76.36
T. Rowe Price Retirement 2040	86.94	56.98	29.96	7.82	7.90	0.69	3.13	2.11	76.43
T. Rowe Price Retirement 2045	91.12	59.77	31.35	3.49	10.98	0.13	3.19	2.20	76.21
T. Rowe Price Retirement 2050	92.19	60.43	31.76	3.10	12.89	0.11	2.48	2.23	76.18
T. Rowe Price Retirement 2055	92.18	60.48	31.70	3.08	12.85	0.11	2.51	2.23	76.05
T. Rowe Price Retirement 2060	92.18	60.44	31.74	3.08	12.87	0.11	2.51	2.22	76.36
T. Rowe Price Retirement 2065	92.93	60.29	32.64	2.06	14.47	0.05	2.85	2.16	76.10