

MISSOURI LIONS EYE RESEARCH


Screens Summary (Data as of 12-31-2021)

⊖ Fund Removed from Approved List ⚠ Fund on Watch List

Name	Ticker	Asset Class	Trailing Performance and Risk				Management			Style		Expense				
			1 Yr	3 Yr	5 Yr	10 Yr	Pass/ Fail	Std Dev 3 Yr %	Beta 3 Yr %	Tenure	Pass/ Fail	Style Box	Pass/ Fail	Exp Ratio	Pass/ Fail	
US Stock																
Vanguard 500 Index Admiral	VFIAX	Large Blend Index	28.66	26.03	18.43	16.51	✓	17.42	1.00	5.68	✓	■	✓	0.04	✓	
<i>percentile rank</i>			23	24	18	11										
<i># of funds in category</i>			1,394	1,256	1,121	831										
MFS Growth R6	MFEKX	Large Growth	23.76	30.98	24.76	19.26	✓	16.73	0.89	19.76	✓	■	✓	0.53	✓	
<i>percentile rank</i>			40	37	27	19										
<i># of funds in category</i>			1,241	1,120	1,020	772										
⚠ Invesco Diversified Dividend R6	LCEFX	Large Value	19.38	14.66	8.67	–	✓	16.64	0.84	7.84	✓	■	✓	0.44	✓	
<i>percentile rank</i>			94	85	92	–										
<i># of funds in category</i>			1,212	1,148	1,041	759										
Vanguard Mid Cap Index Admiral	VIMAX	Mid-Cap Blend	24.51	24.48	15.86	15.12	✓	20.29	0.97	23.63	✓	■	✓	0.05	✓	
<i>percentile rank</i>			47	11	6	9										
<i># of funds in category</i>			392	361	314	207										
PGIM Jennison Small Company R6	PJSQX	Small Growth	29.54	28.75	17.37	15.06	✓	25.96	1.04	8.10	✓	■	✖	0.69	✓	
<i>percentile rank</i>			7	27	52	53										
<i># of funds in category</i>			617	582	520	394										
DFA US Small Cap Value I	DFSVX	Small Value	39.84	19.08	8.97	12.54	✓	28.18	1.10	9.85	✓	■	✓	0.39	✓	
<i>percentile rank</i>			12	36	49	26										
<i># of funds in category</i>			447	419	393	301										
Non-US Stock																
American Funds New World R6	RNWXG	Diversified Emerging Mkts	5.13	19.03	14.59	9.58	✓	17.60	0.88	22.56	✓	■	✓	0.57	✓	
<i>percentile rank</i>			27	9	8	3										
<i># of funds in category</i>			794	721	616	344										
American Funds Intl Gr and Inc R6	RIGGX	Foreign Large Blend	10.12	14.97	10.55	7.90	✓	18.84	1.09	13.26	✓	■	✓	0.54	✓	
<i>percentile rank</i>			54	27	21	49										
<i># of funds in category</i>			771	704	607	415										
Vanguard Developed Markets Index Admiral	VTMGX	Foreign Large Blend Index	11.43	14.46	10.15	8.51	✓	17.89	1.03	8.86	✓	■	✓	0.07	✓	
<i>percentile rank</i>			34	33	28	24										
<i># of funds in category</i>			771	704	607	415										
Alternative																
Vanguard Real Estate Index Admiral	VGSLX	Real Estate	40.40	19.95	11.24	11.51	✓	18.85	0.94	25.65	✓	—	✓	0.12	✓	
<i>percentile rank</i>			59	42	49	31										
<i># of funds in category</i>			255	235	202	151										
Fixed Income																
Vanguard Inflation-Protected Secs Adm	VAIPX	Inflation-Protected Bond	5.68	8.24	5.18	2.98	✓	3.69	0.94	10.38	✓	—	—	0.10	✓	
<i>percentile rank</i>			33	35	33	24										
<i># of funds in category</i>			210	203	180	125										

MISSOURI LIONS EYE RESEARCH

Screens Summary (Data as of 12-31-2021)

 Fund Removed from Approved List

 Fund on Watch List

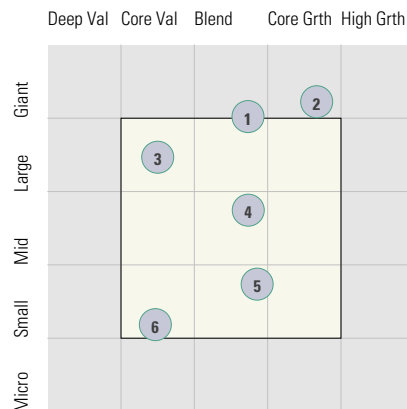
Name	Ticker	Asset Class	Trailing Performance and Risk				Management			Style		Expense				
			1 Yr	3 Yr	5 Yr	10 Yr	Pass/ Fail	Std Dev 3 Yr %	Beta 3 Yr %	Tenure	Pass/ Fail	Style Box	Pass/ Fail	Exp Ratio	Pass/ Fail	
Baird Aggregate Bond Inst	BAGIX	Intermediate-Term Bond	-1.46	5.43	4.01	3.74		3.86	1.09	21.27			—	0.30		
<i>percentile rank</i>			40	20	13	9										
<i># of funds in category</i>			426	389	351	256										
PIMCO Income Instl	PIMIX	Multisector Bond	2.61	5.46	5.08	6.97		5.79	0.83	14.77		—	—	0.62		
<i>percentile rank</i>			45	58	25	1										
<i># of funds in category</i>			339	277	238	134										
Lincoln Stable Value Account -LNGPA		Stable Value	—	—	—	—	—	—	—	38.69		—	—	—	—	
<i>percentile rank</i>			—	—	—	—										
<i># of funds in category</i>			41	—	—	—										
Federated Hermes Govt Ultrashort R6	FGULX	Ultrashort Bond	0.06	1.20	1.32	—		0.54	0.05	24.49		—	—	0.24		
<i>percentile rank</i>			53	73	72	—										
<i># of funds in category</i>			239	214	175	94										
Balanced																
American Funds American Balanced R6	RLBGX	Moderate Allocation	16.11	15.58	11.78	11.47		10.34	0.95	23.01		—		0.26		
<i>percentile rank</i>			28	41	24	10										
<i># of funds in category</i>			711	666	602	434										

MISSOURI LIONS EYE RESEARCH

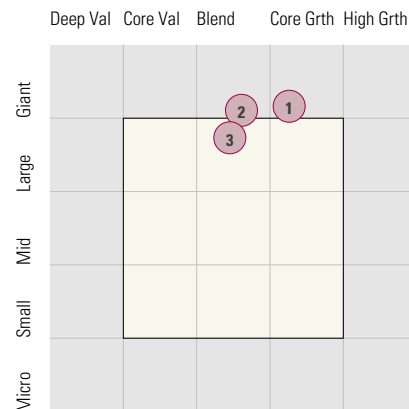
Style Analysis (Data as of 12-31-2021)

Style Analysis

Morningstar Style Box US Stock



Morningstar Style Box Non-US Stock



US Stock Funds

	Category	Super Sectors %			Asset Allocation %			Avg Mkt Cap M\$	
		Cyclical	Defensive	Sensitive	Cash	US Stock	Foreign		
1	Vanguard 500 Index Admiral	Large Blend Index	30.22	22.16	47.62	0.47	98.51	1.02	230.90
2	MFS Growth R6	Large Growth	26.15	14.82	59.04	0.62	95.29	4.09	309.75
3	Invesco Diversified Dividend R6	Large Value	28.61	36.90	34.48	2.49	89.00	8.50	80.47
4	Vanguard Mid Cap Index Admiral	Mid-Cap Blend	35.40	20.87	43.74	0.90	97.64	1.46	27.29
5	PGIM Jennison Small Company R6	Small Growth	40.38	21.97	37.66	0.30	91.33	4.91	5.10
6	DFA US Small Cap Value I	Small Value	51.08	10.04	38.88	2.62	94.28	2.94	2.89

Non-US Stock Funds

	Category	Super Sectors %			Regional Exposure %			Market Maturity %			
		Cyclical	Defensive	Sensitive	Americas	Greater Asia	Greater Europe	Developed	EM%	Avg Mkt Cap M\$	
1	American Funds New World R6	Diversified Emerging Mkts	37.47	21.32	41.22	37.45	39.39	23.15	61.07	38.93	66.76
2	American Funds Intl Gr and Inc R6	Foreign Large Blend	38.21	22.80	38.99	12.73	30.07	57.20	83.84	16.16	55.02
3	Vanguard Developed Markets Index Admiral	Foreign Large Blend Index	40.39	22.20	37.42	10.54	35.47	53.99	99.21	0.79	31.48

Fixed Income Funds

	Category	Super Sectors %				Other Stats		Credit Quality %		
		US Govt Debt	Mtg	US Credit	Non US	Avg Eff Duration	Inv Grade	Below Inv Grade	NR/NA	
1	Vanguard Inflation-Protected Secs Adm	Inflation-Protected Bond	97.81	0.00	0.00	0.00	7.70	97.79	0.00	2.21
2	Baird Aggregate Bond Inst	Intermediate-Term Bond	30.09	18.36	43.28	0.00	6.78	99.30	0.70	0.00
3	PIMCO Income Instl	Multisector Bond	53.76	6.54	15.92	0.00	1.74	81.00	19.00	0.00
4	Lincoln Stable Value Account -LNGPA	Stable Value	-	-	-	0.00	-	0.00	0.00	-
5	Federated Hermes Govt Ultrashort R6	Ultrashort Bond	12.75	49.06	0.00	0.00	0.40	100.00	0.00	0.00