

THE MEADOWS OF NAPA VALLEY AND

Screens Summary (Data as of 12-31-2021)

⊖ Fund Removed from Approved List

⚠ Fund on Watch List

Name	Ticker	Asset Class	Trailing Performance and Risk				Management			Style		Expense				
			1 Yr	3 Yr	5 Yr	10 Yr	Pass/ Fail	Std Dev 3 Yr %	Beta 3 Yr %	Tenure	Pass/ Fail	Style Box	Pass/ Fail	Exp Ratio	Pass/ Fail	
US Stock																
Vanguard 500 Index Admiral <i>percentile rank</i> <i># of funds in category</i>	VFIAX	Large Blend Index	28.66 23 1,394	26.03 24 1,256	18.43 18 1,121	16.51 11 831	✔	17.42	1.00	5.68	✔	☒	✔	0.04	✔	
Fidelity® Contrafund® <i>percentile rank</i> <i># of funds in category</i>	FCNTX	Large Growth	24.36 37 1,241	28.93 56 1,120	22.63 50 1,020	17.96 46 772	✔	17.67	0.95	31.31	✔	☒	✔	0.86	✔	
American Funds Washington Mutual R6 <i>percentile rank</i> <i># of funds in category</i>	RWMGX	Large Value	28.90 21 1,394	20.61 87 1,256	15.53 74 1,121	14.59 69 831	✔	16.72	0.93	24.52	✔	☒	✖	0.27	✔	
Vanguard Mid Cap Index Admiral <i>percentile rank</i> <i># of funds in category</i>	VIMAX	Mid-Cap Blend	24.51 47 392	24.48 11 361	15.86 6 314	15.12 9 207	✔	20.29	0.97	23.63	✔	☒	✔	0.05	✔	
⚠ Carillon Eagle Small Cap Growth I <i>percentile rank</i> <i># of funds in category</i>	HSIIX	Small Growth	1.72 83 617	20.74 85 582	14.28 79 520	13.27 85 394	✔	23.35	0.97	26.02	✔	☒	✔	0.78	✔	
Delaware Small Cap Value Instl <i>percentile rank</i> <i># of funds in category</i>	DEVIX	Small Value	34.24 33 447	19.33 32 419	9.48 40 393	11.89 44 301	✔	25.94	1.00	24.68	✔	☒	✔	0.89	✔	
Non-US Stock																
Vanguard Developed Markets Index Admiral <i>percentile rank</i> <i># of funds in category</i>	VTMGX	Foreign Large Blend Index	11.43 34 771	14.46 33 704	10.15 28 607	8.51 24 415	✔	17.89	1.03	8.86	✔	☒	✔	0.07	✔	
American Funds Europacific Growth R6 <i>percentile rank</i> <i># of funds in category</i>	REGGX	Foreign Large Growth	2.84 80 452	17.95 70 387	12.87 67 333	10.01 47 225	✔	17.88	0.99	20.60	✔	☒	✔	0.46	✔	
Alternative																
Vanguard Real Estate Index Admiral <i>percentile rank</i> <i># of funds in category</i>	VGSLX	Real Estate	40.40 59 255	19.95 42 235	11.24 49 202	11.51 31 151	✔	18.85	0.94	25.65	✔	—	✔	0.12	✔	
Fixed Income																
BlackRock Inflation Protected Bond Instl <i>percentile rank</i> <i># of funds in category</i>	BPRIX	Inflation-Protected Bond	5.74 30 210	8.56 16 203	5.29 23 180	2.90 34 125	✔	4.05	1.02	4.88	✔	—	—	0.44	✔	
Baird Aggregate Bond Inst <i>percentile rank</i> <i># of funds in category</i>	BAGIX	Intermediate-Term Bond	-1.46 40 426	5.43 20 389	4.01 13 351	3.74 9 256	✔	3.86	1.09	21.27	✔	☒	—	0.30	✔	

THE MEADOWS OF NAPA VALLEY AND

Screens Summary (Data as of 12-31-2021)

⊖ Fund Removed from Approved List ! Fund on Watch List

Name	Ticker	Asset Class	Trailing Performance and Risk								Management		Style		Expense	
			1 Yr	3 Yr	5 Yr	10 Yr	Pass/ Fail	Std Dev 3 Yr %	Beta 3 Yr %	Tenure	Pass/ Fail	Style Box	Pass/ Fail	Exp Ratio	Pass/ Fail	
PIMCO Income I2	PONPX	Multisector Bond	2.50	5.36	4.98	6.87	✓	5.79	0.83	14.77	✓	—	—	0.72	✓	
<i>percentile rank</i>			48	60	28	1										
<i># of funds in category</i>			339	277	238	134										
Federated Hermes Govt Ultrashort IS	FGUSX	Ultrashort Bond	-0.06	1.18	1.30	0.80	✖	0.54	0.05	24.49	✓	—	—	0.26	✓	
<i>percentile rank</i>			76	73	74	80										
<i># of funds in category</i>			239	214	175	94										

Target Date

American Funds 2010 Trgt Date Retire R6	RFTTX	Target Date	9.32	10.80	7.93	7.56	✓	6.99	0.90	10.01	✓	—	✖	0.28	✓
<i>percentile rank</i>			1	39	21	5									
<i># of funds in category</i>			121	116	78	53									
American Funds 2015 Trgt Date Retire R6	RFJTX	Target Date	10.27	11.70	8.55	8.29	✓	7.70	0.90	10.01	✓	—	✖	0.29	✓
<i>percentile rank</i>			1	39	29	3									
<i># of funds in category</i>			123	118	89	45									
American Funds 2020 Trgt Date Retire R6	RRCTX	Target Date	10.64	12.38	9.29	9.12	✓	8.06	0.86	10.01	✓	—	✓	0.30	✓
<i>percentile rank</i>			4	50	29	5									
<i># of funds in category</i>			172	161	127	65									
American Funds 2025 Trgt Date Retire R6	RFDTX	Target Date	11.44	14.29	10.69	10.55	✓	9.41	0.89	10.01	✓	—	✓	0.31	✓
<i>percentile rank</i>			17	31	11	1									
<i># of funds in category</i>			222	205	169	89									
American Funds 2030 Trgt Date Retire R6	RFETX	Target Date	13.16	16.09	12.16	11.65	✓	11.12	0.91	10.01	✓	—	✓	0.33	✓
<i>percentile rank</i>			16	29	4	1									
<i># of funds in category</i>			223	204	169	94									
American Funds 2035 Trgt Date Retire R6	RFFTX	Target Date	15.54	18.75	13.97	12.63	✓	13.41	0.96	10.01	✓	—	✓	0.35	✓
<i>percentile rank</i>			11	4	1	1									
<i># of funds in category</i>			215	202	166	86									
American Funds 2040 Trgt Date Retire R6	RFCTX	Target Date	16.83	19.96	14.75	13.09	✓	14.51	0.93	10.01	✓	—	✖	0.36	✓
<i>percentile rank</i>			16	4	1	1									
<i># of funds in category</i>			217	204	169	94									
American Funds 2045 Trgt Date Retire R6	RFHTX	Target Date	17.18	20.32	15.02	13.25	✓	14.83	0.90	10.01	✓	—	✖	0.37	✓
<i>percentile rank</i>			35	6	1	1									
<i># of funds in category</i>			215	202	166	85									
American Funds 2050 Trgt Date Retire R6	RFITX	Target Date	17.27	20.53	15.17	13.33	✓	15.05	0.89	10.01	✓	—	✖	0.37	✓
<i>percentile rank</i>			43	1	1	1									
<i># of funds in category</i>			217	204	169	86									
American Funds 2055 Trgt Date Retire R6	RFKTX	Target Date	17.28	20.54	15.17	13.32	✓	15.05	0.89	10.01	✓	—	✖	0.38	✓
<i>percentile rank</i>			48	5	1	1									
<i># of funds in category</i>			215	202	164	65									
American Funds 2060 Trgt Date Retire R6	RFUTX	Target Date	17.19	20.51	15.13	—	✓	15.03	1.36	6.77	✓	—	✖	0.38	✓
<i>percentile rank</i>			56	9	1	—									
<i># of funds in category</i>			209	189	140	—									
American Funds 2065 Trgt Date Retire R6	RFVTX	Target Date	17.32	—	—	—	—	—	—	2.00	✖	—	✖	0.38	✓
<i>percentile rank</i>			50	—	—	—									
<i># of funds in category</i>			135	17	—	—									

THE MEADOWS OF NAPA VALLEY AND

Screens Summary (Data as of 12-31-2021)

🚫 Fund Removed from Approved List

⚠️ Fund on Watch List

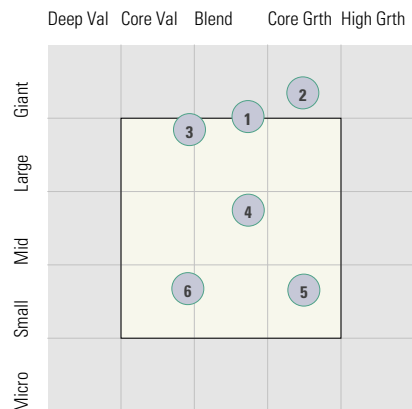
Name	Ticker	Asset Class	Trailing Performance and Risk				Management			Style		Expense			
			1 Yr	3 Yr	5 Yr	10 Yr	Pass/ Fail	Std Dev 3 Yr %	Beta 3 Yr %	Tenure	Pass/ Fail	Style Box	Pass/ Fail	Exp Ratio	Pass/ Fail
Balanced															
BlackRock Global Allocation Instl	MALOX	World Allocation	6.73	14.97	9.84	7.88	✔️	11.71	1.04	5.00	✔️	🏠	✔️	0.82	✔️
<i>percentile rank</i>			<i>81</i>	<i>10</i>	<i>18</i>	<i>29</i>									
<i># of funds in category</i>			<i>433</i>	<i>412</i>	<i>358</i>	<i>245</i>									

THE MEADOWS OF NAPA VALLEY AND

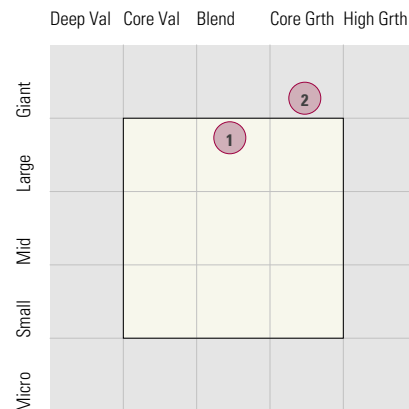
Style Analysis (Data as of 12-31-2021)

Style Analysis

Morningstar Style Box US Stock



Morningstar Style Box Non-US Stock



US Stock Funds

	Category	Super Sectors %			Asset Allocation %			Avg Mkt Cap M\$	
		Cyclical	Defensive	Sensitive	Cash	US Stock	Foreign		
1	Vanguard 500 Index Admiral	Large Blend Index	30.22	22.16	47.62	0.47	98.51	1.02	230.90
2	Fidelity® Contrafund®	Large Growth	31.81	13.47	54.73	2.02	91.01	5.91	342.06
3	American Funds Washington Mutual R6	Large Value	30.97	27.31	41.72	2.69	88.66	7.86	157.45
4	Vanguard Mid Cap Index Admiral	Mid-Cap Blend	35.40	20.87	43.74	0.90	97.64	1.46	27.29
5	Carillon Eagle Small Cap Growth I	Small Growth	26.79	28.54	44.67	1.45	96.28	2.28	4.99
6	Delaware Small Cap Value Instl	Small Value	52.55	9.99	37.45	1.33	96.28	2.35	4.80

Non-US Stock Funds

	Category	Super Sectors %			Regional Exposure %			Market Maturity %			
		Cyclical	Defensive	Sensitive	Americas	Greater Asia	Greater Europe	Developed	EM%	Avg Mkt Cap M\$	
1	Vanguard Developed Markets Index Admiral	Foreign Large Blend Index	40.39	22.20	37.42	10.54	35.47	53.99	99.21	0.79	31.48
2	American Funds Europacific Growth R6	Foreign Large Growth	36.08	19.48	44.44	13.65	37.75	48.60	77.71	22.29	61.49

Fixed Income Funds

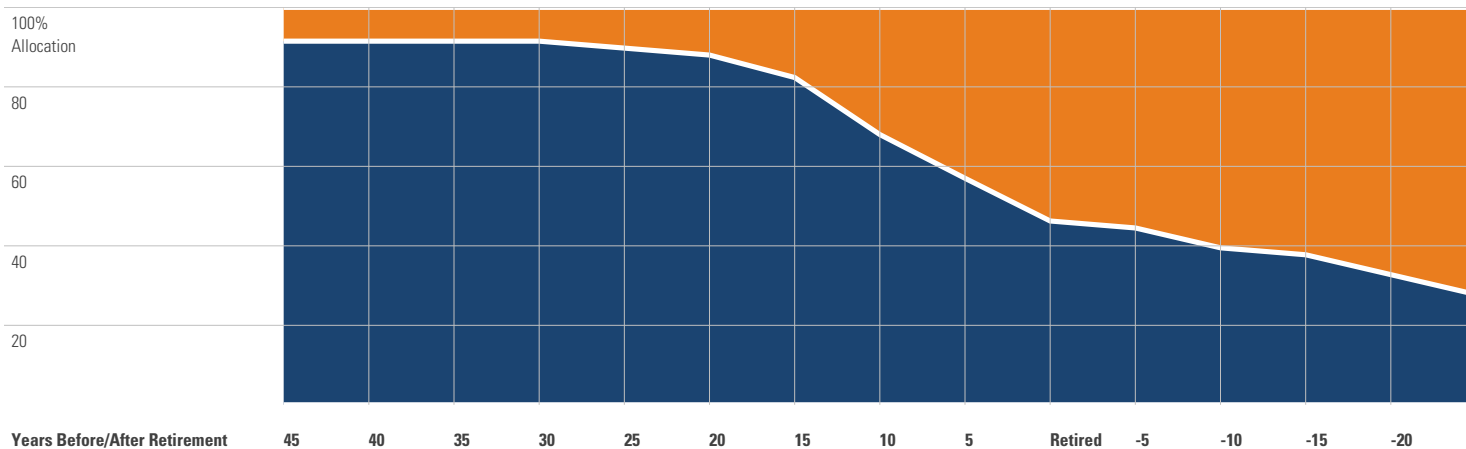
	Category	Super Sectors %				Other Stats	Credit Quality %			
		US Govt Debt	Mtg	US Credit	Non US	Avg Eff Duration	Inv Grade	Below Inv Grade	NR/NA	
1	BlackRock Inflation Protected Bond Instl	Inflation-Protected Bond	95.96	0.00	1.91	0.00	6.91	98.70	0.15	1.15
2	Baird Aggregate Bond Inst	Intermediate-Term Bond	30.09	18.36	43.28	0.00	6.78	99.30	0.70	0.00
3	PIMCO Income I2	Multisector Bond	53.76	6.54	15.92	0.00	1.74	81.00	19.00	0.00
4	Federated Hermes Govt Ultrashort IS	Ultrashort Bond	12.75	49.06	0.00	0.00	0.40	100.00	0.00	0.00

THE MEADOWS OF NAPA VALLEY AND

Target Date Analysis (Data as of 12-31-2021)

Target Date Allocation

● Stocks ● Cash ● Bonds ● Other



Target Date Portfolio Data

Asset Allocation %

	Total Stock	US Stock	Non-US Stock	Total Bond	Infl Prot Bond	HY Bond	Cash	Other	Avg Mkt Cap \$M
American Funds 2010 Trgt Date Retire R6	40.78	30.11	10.67	50.82	14.68	3.76	6.84	1.56	113.70
American Funds 2015 Trgt Date Retire R6	43.91	32.31	11.60	47.80	15.96	4.95	6.77	1.50	116.06
American Funds 2020 Trgt Date Retire R6	46.33	33.72	12.61	45.44	16.55	4.74	6.82	1.41	117.07
American Funds 2025 Trgt Date Retire R6	53.23	38.39	14.84	38.92	16.78	2.29	6.62	1.24	113.81
American Funds 2030 Trgt Date Retire R6	62.59	45.02	17.57	30.01	17.00	0.76	6.30	1.12	108.72
American Funds 2035 Trgt Date Retire R6	74.85	53.22	21.63	18.70	17.90	0.46	5.42	1.03	103.23
American Funds 2040 Trgt Date Retire R6	83.52	58.58	24.94	10.78	14.34	0.30	4.67	1.02	99.37
American Funds 2045 Trgt Date Retire R6	85.96	60.07	25.89	8.59	10.53	0.22	4.48	0.98	97.97
American Funds 2050 Trgt Date Retire R6	86.84	60.44	26.40	7.86	10.58	0.12	4.43	0.86	96.63
American Funds 2055 Trgt Date Retire R6	87.25	60.49	26.76	7.57	10.60	0.08	4.37	0.82	94.48
American Funds 2060 Trgt Date Retire R6	87.20	60.44	26.76	7.64	10.69	0.08	4.35	0.82	93.63
American Funds 2065 Trgt Date Retire R6	87.21	60.41	26.80	7.63	10.64	0.08	4.35	0.82	93.65