

SECTION 403(B) RETIREMENT PLAN FOR

Screens Summary (Data as of 12-31-2021)

⊖ Fund Removed from Approved List

! Fund on Watch List

Name	Ticker	Asset Class	Trailing Performance and Risk				Management			Style		Expense				
			1 Yr	3 Yr	5 Yr	10 Yr	Pass/ Fail	Std Dev 3 Yr %	Beta 3 Yr %	Tenure	Pass/ Fail	Style Box	Pass/ Fail	Exp Ratio	Pass/ Fail	
US Stock																
JPMorgan US Equity R6 <i>percentile rank</i> <i># of funds in category</i>	JUEMX	Large Blend	28.80 22 1,394	29.25 3 1,256	19.86 5 1,121	17.57 1 831	✔	17.93	1.02	7.38	✔	☒	✖	0.44	✔	
Vanguard 500 Index Admiral <i>percentile rank</i> <i># of funds in category</i>	VFIAX	Large Blend Index	28.66 23 1,394	26.03 24 1,256	18.43 18 1,121	16.51 11 831	✔	17.42	1.00	5.68	✔	☒	✔	0.04	✔	
Vanguard Growth Index Admiral <i>percentile rank</i> <i># of funds in category</i>	VIGAX	Large Growth	27.26 19 1,241	34.78 11 1,120	24.77 27 1,020	19.29 19 772	✔	18.52	1.00	27.02	✔	☒	✔	0.05	✔	
Invesco Growth and Income Y <i>percentile rank</i> <i># of funds in category</i>	ACGMX	Large Value	28.94 24 1,212	18.44 40 1,148	10.54 70 1,041	12.60 48 759	✔	22.50	1.15	18.85	✔	☒	✔	0.55	✔	
Vanguard Mid-Cap Growth Index Admiral <i>percentile rank</i> <i># of funds in category</i>	VMGMX	Mid-Cap Growth	20.48 19 591	29.44 31 541	20.05 39 494	16.45 33 383	✔	19.93	0.96	8.86	✔	☒	✔	0.07	✔	
Vanguard Mid-Cap Value Index Admiral <i>percentile rank</i> <i># of funds in category</i>	VMVAX	Mid-Cap Value	28.76 53 415	19.11 50 393	11.61 24 353	13.57 13 267	✔	21.92	0.98	15.38	✔	☒	✔	0.07	✔	
Allspring Small Company Growth Inst <i>percentile rank</i> <i># of funds in category</i>	WSCGX	Small Growth	15.60 33 617	23.48 60 582	16.95 55 520	15.38 46 394	✔	23.65	0.97	27.16	✔	☒	✔	0.94	✔	
Vanguard Small Cap Value Index Admiral <i>percentile rank</i> <i># of funds in category</i>	VSIAX	Small Value	28.09 68 447	18.51 45 419	10.31 23 393	13.30 14 301	✔	24.66	0.96	5.68	✔	☒	✔	0.07	✔	
Non-US Stock																
American Funds New World R6 <i>percentile rank</i> <i># of funds in category</i>	RNWGX	Diversified Emerging Mkts	5.13 27 794	19.03 9 721	14.59 8 616	9.58 3 344	✔	17.60	0.88	22.56	✔	☒	✔	0.57	✔	
Vanguard Developed Markets Index Admiral <i>percentile rank</i> <i># of funds in category</i>	VTMGX	Foreign Large Blend Index	11.43 34 771	14.46 33 704	10.15 28 607	8.51 24 415	✔	17.89	1.03	8.86	✔	☒	✔	0.07	✔	
Invesco Oppenheimer International Gr Y <i>percentile rank</i> <i># of funds in category</i>	OIGYX	Foreign Large Growth	10.86 40 452	20.44 42 387	12.32 75 333	9.94 48 225	✔	17.28	0.95	25.79	✔	☒	✔	0.88	✔	
Vanguard International Value Inv <i>percentile rank</i> <i># of funds in category</i>	VTRIX	Foreign Large Value	7.97 87 350	12.31 19 326	9.16 4 286	7.57 16 180	✔	19.55	1.11	11.60	✔	☒	✔	0.35	✔	
American Funds New Perspective R6 <i>percentile rank</i> <i># of funds in category</i>	RNPGX	World Stock	18.10 28 355	27.28 28 306	20.28 22 261	15.81 15 166	✔	18.04	1.04	21.10	✔	—	✔	0.41	✔	

SECTION 403(B) RETIREMENT PLAN FOR

Screens Summary (Data as of 12-31-2021)

































 Fund Removed from Approved List
  Fund on Watch List

Name	Ticker	Asset Class	Trailing Performance and Risk				Management			Style		Expense			
			1 Yr	3 Yr	5 Yr	10 Yr	Pass/ Fail	Std Dev 3 Yr %	Beta 3 Yr %	Tenure	Pass/ Fail	Style Box	Pass/ Fail	Exp Ratio	Pass/ Fail
Alternative															
PIMCO Commodity Real Return Strat I2	PCRPX	Commodities Broad Basket	33.15	14.61	5.87	-1.87	✓	18.74	1.19	7.00	✓	—	—	0.92	✓
<i>percentile rank</i>			28	8	29	45									
<i># of funds in category</i>			114	109	86	55									
Vanguard Real Estate Index Admiral	VGSLX	Real Estate	40.40	19.95	11.24	11.51	✓	18.85	0.94	25.65	✓	—	✓	0.12	✓
<i>percentile rank</i>			59	42	49	31									
<i># of funds in category</i>			255	235	202	151									
Fixed Income															
Eaton Vance Income Fund of Boston I	EIBIX	High Yield Bond	5.80	8.08	5.50	6.18	✓	8.44	0.91	7.16	✓	—	—	0.75	✓
<i>percentile rank</i>			22	41	40	35									
<i># of funds in category</i>			680	636	560	373									
BlackRock Inflation Protected Bond Instl	BPRIX	Inflation- Protected Bond	5.74	8.56	5.29	2.90	✓	4.05	1.02	4.88	✓	—	—	0.44	✓
<i>percentile rank</i>			30	16	23	34									
<i># of funds in category</i>			210	203	180	125									
Baird Aggregate Bond Inst	BAGIX	Intermediate- Term Bond	-1.46	5.43	4.01	3.74	✓	3.86	1.09	21.27	✓	☐	—	0.30	✓
<i>percentile rank</i>			40	20	13	9									
<i># of funds in category</i>			426	389	351	256									
PIMCO Income I2	PONPX	Multisector Bond	2.50	5.36	4.98	6.87	✓	5.79	0.83	14.77	✓	—	—	0.72	✓
<i>percentile rank</i>			48	60	28	1									
<i># of funds in category</i>			339	277	238	134									
Federated Hermes Govt Ultrashort IS	FGUSX	Ultrashort Bond	-0.06	1.18	1.30	0.80	✘	0.54	0.05	24.49	✓	—	—	0.26	✓
<i>percentile rank</i>			76	73	74	80									
<i># of funds in category</i>			239	214	175	94									
PIMCO International Bond (USD-Hdg) I-2	PFBPX	World Bond	-1.76	3.76	3.44	4.68	✓	3.60	0.71	7.27	✓	—	—	0.62	✓
<i>percentile rank</i>			48	65	30	8									
<i># of funds in category</i>			125	110	81	48									
Target Date															
Vanguard Target Retirement 2015 Fund	VTXVX	Target Date	5.78	10.24	7.71	7.46	✓	6.82	0.81	8.86	✓	—	✓	0.12	✓
<i>percentile rank</i>			97	85	78	68									
<i># of funds in category</i>			123	118	89	45									
Vanguard Target Retirement 2020 Fund	VTWVX	Target Date	8.17	12.55	9.26	8.71	✓	9.04	0.97	8.86	✓	—	✓	0.13	✓
<i>percentile rank</i>			68	49	37	32									
<i># of funds in category</i>			172	161	127	65									
Vanguard Target Retirement 2025 Fund	VTTVX	Target Date	9.80	14.17	10.35	9.60	✓	10.69	1.02	8.86	✓	—	✓	0.13	✓
<i>percentile rank</i>			57	39	30	20									
<i># of funds in category</i>			222	205	169	89									
Vanguard Target Retirement 2030 Fund	VTHRX	Target Date	11.38	15.45	11.23	10.36	✓	11.97	0.99	8.86	✓	—	✓	0.14	✓
<i>percentile rank</i>			61	50	42	24									
<i># of funds in category</i>			223	204	169	94									






SECTION 403(B) RETIREMENT PLAN FOR

Screens Summary (Data as of 12-31-2021)

 Fund Removed from Approved List
  Fund on Watch List

Name	Ticker	Asset Class	Trailing Performance and Risk				Management			Style		Expense			
			1 Yr	3 Yr	5 Yr	10 Yr	Pass/ Fail	Std Dev 3 Yr %	Beta 3 Yr %	Tenure	Pass/ Fail	Style Box	Pass/ Fail	Exp Ratio	Pass/ Fail
Vanguard Target Retirement 2035 Fund	VTTHX	Target Date	12.96	16.66	12.06	11.10		13.24	0.95	8.86		—		0.14	
<i>percentile rank</i>			79	57	47	31									
<i># of funds in category</i>			215	202	166	86									
Vanguard Target Retirement 2040 Fund	VFORX	Target Date	14.56	17.89	12.88	11.69		14.51	0.94	8.86		—		0.14	
<i>percentile rank</i>			81	53	40	31									
<i># of funds in category</i>			217	204	169	94									
Vanguard Target Retirement 2045 Fund	VTIVX	Target Date	16.16	19.06	13.55	12.04		15.74	0.96	8.86		—		0.15	
<i>percentile rank</i>			68	49	38	25									
<i># of funds in category</i>			215	202	166	85									
Vanguard Target Retirement 2050 Fund	VFIFX	Target Date	16.41	19.19	13.62	12.07		15.77	0.94	8.86		—		0.15	
<i>percentile rank</i>			74	56	43	28									
<i># of funds in category</i>			217	204	169	86									
Vanguard Target Retirement 2055 Fund	VFFVX	Target Date	16.44	19.18	13.61	12.05		15.77	0.94	8.86		—		0.15	
<i>percentile rank</i>			78	62	51	34									
<i># of funds in category</i>			215	202	164	65									
Vanguard Target Retirement 2060 Fund	VTTSX	Target Date	16.44	19.17	13.61	—		15.75	1.44	8.86		—		0.15	
<i>percentile rank</i>			81	67	57	—									
<i># of funds in category</i>			209	189	140	—									
Vanguard Target Retirement 2065 Fund	VLXVX	Target Date	16.46	19.13	—	—		15.79	1.44	4.47		—		0.15	
<i>percentile rank</i>			76	79	—	—									
<i># of funds in category</i>			135	17	—	—									
Vanguard Target Retirement Income Fund	VTINX	Target Date	5.25	9.43	6.85	5.88		5.87	0.83	8.86		—		0.12	
<i>percentile rank</i>			65	47	46	38									
<i># of funds in category</i>			169	153	128	79									

Balanced

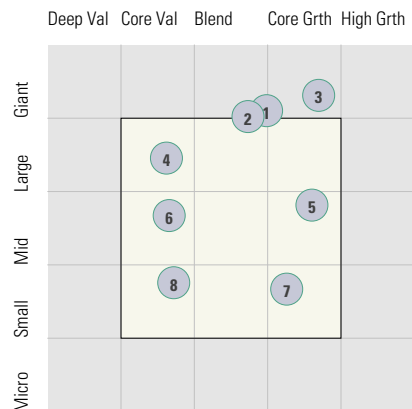
BlackRock Global Allocation Instl	MALOX	World Allocation	6.73	14.97	9.84	7.88		11.71	1.04	5.00				0.82	
<i>percentile rank</i>			81	10	18	29									
<i># of funds in category</i>			433	412	358	245									

SECTION 403(B) RETIREMENT PLAN FOR

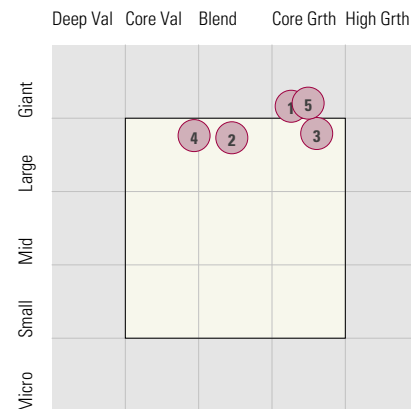
Style Analysis (Data as of 12-31-2021)

Style Analysis

Morningstar Style Box US Stock



Morningstar Style Box Non-US Stock



US Stock Funds

	Category	Super Sectors %			Asset Allocation %			Avg Mkt Cap M\$	
		Cyclical	Defensive	Sensitive	Cash	US Stock	Foreign		
1	JPMorgan US Equity R6	Large Blend	39.68	17.25	43.07	0.63	95.77	3.60	237.46
2	Vanguard 500 Index Admiral	Large Blend Index	30.22	22.16	47.62	0.47	98.51	1.02	230.90
3	Vanguard Growth Index Admiral	Large Growth	28.56	10.08	61.37	0.34	98.76	0.90	373.48
4	Invesco Growth and Income Y	Large Value	37.89	22.31	39.80	2.04	90.58	7.39	78.66
5	Vanguard Mid-Cap Growth Index Admiral	Mid-Cap Growth	24.32	18.25	57.44	0.49	98.59	0.92	30.85
6	Vanguard Mid-Cap Value Index Admiral	Mid-Cap Value	47.19	23.69	29.11	1.05	96.91	2.04	23.93
7	Allspring Small Company Growth Inst	Small Growth	26.28	27.59	46.13	5.10	90.52	4.38	4.65
8	Vanguard Small Cap Value Index Admiral	Small Value	51.47	13.98	34.56	0.31	99.00	0.68	5.77

Non-US Stock Funds

	Category	Super Sectors %			Regional Exposure %			Market Maturity %			
		Cyclical	Defensive	Sensitive	Americas	Greater Asia	Greater Europe	Developed	EM%	Avg Mkt Cap M\$	
1	American Funds New World R6	Diversified Emerging Mkts	37.47	21.32	41.22	37.45	39.39	23.15	61.07	38.93	66.76
2	Vanguard Developed Markets Index Admiral	Foreign Large Blend Index	40.39	22.20	37.42	10.54	35.47	53.99	99.21	0.79	31.48
3	Invesco Oppenheimer International Gr Y	Foreign Large Growth	26.51	25.10	48.39	14.64	19.39	65.97	95.86	4.14	38.36
4	Vanguard International Value Inv	Foreign Large Value	47.50	14.47	38.04	12.41	36.27	51.31	82.31	17.69	30.20
5	American Funds New Perspective R6	World Stock	38.03	18.33	43.63	61.53	12.23	26.24	95.76	4.24	157.93

Fixed Income Funds

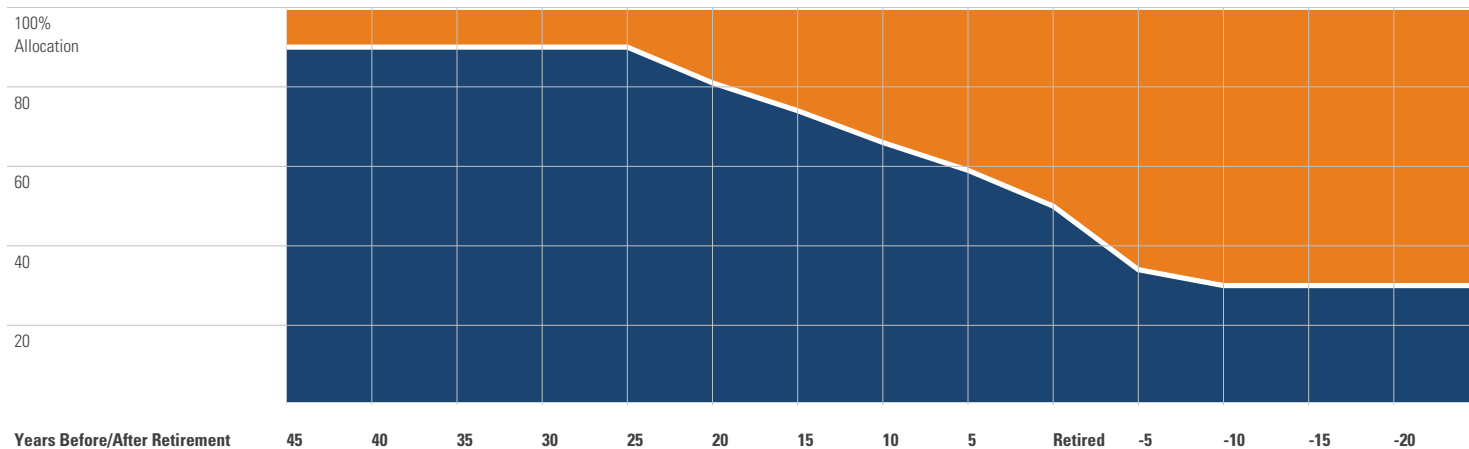
	Category	Super Sectors %				Avg Eff Duration	Credit Quality %			
		US Govt Debt	Mtg	US Credit	Non US		Inv Grade	Below Inv Grade	NR/NA	
1	Eaton Vance Income Fund of Boston I	High Yield Bond	0.00	0.00	88.31	0.00	3.41	0.77	96.03	3.20
2	BlackRock Inflation Protected Bond Instl	Inflation-Protected Bond	95.96	0.00	1.91	0.00	6.91	98.70	0.15	1.15
3	Baird Aggregate Bond Inst	Intermediate-Term Bond	30.09	18.36	43.28	0.00	6.78	99.30	0.70	0.00
4	PIMCO Income I2	Multisector Bond	53.76	6.54	15.92	0.00	1.74	81.00	19.00	0.00
5	Federated Hermes Govt Ultrashort IS	Ultrashort Bond	12.75	49.06	0.00	0.00	0.40	100.00	0.00	0.00
6	PIMCO International Bond (USD-Hdg) I-2	World Bond	64.24	3.07	7.24	0.00	7.02	93.00	7.00	0.00

SECTION 403(B) RETIREMENT PLAN FOR

Target Date Analysis (Data as of 12-31-2021)

Target Date Allocation

● Stocks ● Cash ● Bonds ● Other



Target Date Portfolio Data

Asset Allocation %

	Total Stock	US Stock	Non-US Stock	Total Bond	Infl Prot Bond	HY Bond	Cash	Other	Avg Mkt Cap \$M
Vanguard Target Retirement 2015 Fund	30.36	18.11	12.25	65.78	19.08	0.24	3.36	0.50	73.70
Vanguard Target Retirement 2020 Fund	44.76	26.98	17.78	51.87	14.46	0.20	2.95	0.42	74.41
Vanguard Target Retirement 2025 Fund	56.19	33.94	22.25	40.74	2.58	0.19	2.67	0.39	74.55
Vanguard Target Retirement 2030 Fund	64.47	38.93	25.54	32.65	0.00	0.16	2.54	0.33	74.53
Vanguard Target Retirement 2035 Fund	71.81	43.33	28.48	25.31	0.00	0.12	2.62	0.26	74.47
Vanguard Target Retirement 2040 Fund	79.01	47.60	31.41	18.29	0.00	0.09	2.51	0.19	74.37
Vanguard Target Retirement 2045 Fund	86.30	52.07	34.23	10.88	0.00	0.05	2.70	0.13	74.47
Vanguard Target Retirement 2050 Fund	88.31	53.29	35.02	8.97	0.00	0.04	2.61	0.11	74.48
Vanguard Target Retirement 2055 Fund	88.15	53.35	34.80	9.05	0.00	0.04	2.70	0.11	74.69
Vanguard Target Retirement 2060 Fund	88.01	53.55	34.46	9.09	0.00	0.04	2.78	0.11	75.05
Vanguard Target Retirement 2065 Fund	87.90	52.71	35.19	9.12	0.00	0.04	2.87	0.11	74.06
Vanguard Target Retirement Income Fund	29.11	17.36	11.75	66.98	19.63	0.24	3.40	0.50	73.68