

THE REGAL PRESS INC EMPLOYEE 401K

Screens Summary (Data as of 12-31-2021)

⊖ Fund Removed from Approved List ⚠ Fund on Watch List

Name	Ticker	Asset Class	Trailing Performance and Risk				Management			Style		Expense				
			1 Yr	3 Yr	5 Yr	10 Yr	Pass/ Fail	Std Dev 3 Yr %	Beta 3 Yr %	Tenure	Pass/ Fail	Style Box	Pass/ Fail	Exp Ratio	Pass/ Fail	
US Stock																
American Funds Invmt Co of Amer R6 <i>percentile rank</i> <i># of funds in category</i>	RICGX	Large Blend	25.40 67 1,394	21.63 81 1,256	15.16 80 1,121	14.83 63 831	✔	16.24	0.92	29.85	✔	☒	✔	0.27	✔	
Vanguard 500 Index Admiral <i>percentile rank</i> <i># of funds in category</i>	VFIAX	Large Blend Index	28.66 23 1,394	26.03 24 1,256	18.43 18 1,121	16.51 11 831	✔	17.42	1.00	5.68	✔	☒	✔	0.04	✔	
American Funds Growth Fund of Amer R6 <i>percentile rank</i> <i># of funds in category</i>	RGAGX	Large Growth	19.69 64 1,241	28.61 60 1,120	21.26 62 1,020	18.31 39 772	✔	18.09	0.95	28.18	✔	☒	✔	0.30	✔	
JPMorgan Equity Income R6 <i>percentile rank</i> <i># of funds in category</i>	OIEJX	Large Value	25.44 58 1,212	18.16 45 1,148	13.23 26 1,041	– – 759	✔	17.66	0.91	17.43	✔	☒	✔	0.46	✔	
Vanguard Mid-Cap Growth Index Admiral <i>percentile rank</i> <i># of funds in category</i>	VMGMX	Mid-Cap Growth	20.48 19 591	29.44 31 541	20.05 39 494	16.45 33 383	✔	19.93	0.96	8.86	✔	☒	✔	0.07	✔	
Allspring Special Mid Cap Value R6 <i>percentile rank</i> <i># of funds in category</i>	WFPRX	Mid-Cap Value	28.80 53 415	21.79 12 393	11.82 19 353	– – 267	✔	21.99	0.98	12.95	✔	☒	✔	0.71	✔	
Vanguard Small Cap Growth Index Admiral <i>percentile rank</i> <i># of funds in category</i>	VSGAX	Small Growth	5.70 69 617	23.82 59 582	16.90 56 520	14.83 59 394	✔	22.36	0.94	17.01	✔	☒	✖	0.07	✔	
Delaware Small Cap Value R6 <i>percentile rank</i> <i># of funds in category</i>	DVZRX	Small Value	34.46 33 447	19.53 28 419	9.67 36 393	– – 301	✔	25.94	1.00	24.68	✔	☒	✔	0.72	✔	
Non-US Stock																
Vanguard Emerging Mkts Stock Idx Adm <i>percentile rank</i> <i># of funds in category</i>	VEMAX	Diversified Emerging Mkts	0.86 42 794	11.82 45 721	9.43 53 616	5.36 54 344	✔	18.13	0.96	13.35	✔	☒	✔	0.14	✔	
Vanguard Developed Markets Index Admiral <i>percentile rank</i> <i># of funds in category</i>	VTMGX	Foreign Large Blend Index	11.43 34 771	14.46 33 704	10.15 28 607	8.51 24 415	✔	17.89	1.03	8.86	✔	☒	✔	0.07	✔	
Invesco Oppenheimer International Gr R6 <i>percentile rank</i> <i># of funds in category</i>	OIGIX	Foreign Large Growth	10.99 39 452	20.62 40 387	12.50 72 333	– – 225	✔	17.28	0.95	25.79	✔	☒	✔	0.69	✔	
Vanguard International Value Inv <i>percentile rank</i> <i># of funds in category</i>	VTRIX	Foreign Large Value	7.97 87 350	12.31 19 326	9.16 4 286	7.57 16 180	✔	19.55	1.11	11.60	✔	☒	✔	0.35	✔	
Invesco Global R6 <i>percentile rank</i> <i># of funds in category</i>	OGLIX	World Stock	15.78 49 355	25.13 42 306	18.39 49 261	– – 166	✔	19.88	1.13	4.76	✔	—	✔	0.68	✔	

THE REGAL PRESS INC EMPLOYEE 401K

Screens Summary (Data as of 12-31-2021)

⊖ Fund Removed from Approved List ⚠ Fund on Watch List

Name	Ticker	Asset Class	Trailing Performance and Risk				Management			Style		Expense			
			1 Yr	3 Yr	5 Yr	10 Yr	Pass/ Fail	Std Dev 3 Yr %	Beta 3 Yr %	Tenure	Pass/ Fail	Style Box	Pass/ Fail	Exp Ratio	Pass/ Fail
Alternative															
PIMCO Commodity Real Ret Strat Instl	PCRIX	Commodities Broad Basket	33.48	14.74	5.99	-1.76	✓	18.67	1.19	7.00	✓	—	—	0.82	✓
<i>percentile rank</i>			25	7	21	42									
<i># of funds in category</i>			114	109	86	55									
Vanguard Real Estate Index Admiral	VGSLX	Real Estate	40.40	19.95	11.24	11.51	✓	18.85	0.94	25.65	✓	—	✓	0.12	✓
<i>percentile rank</i>			59	42	49	31									
<i># of funds in category</i>			255	235	202	151									
Fixed Income															
Western Asset Core Plus Bond IS	WAPSX	Core Plus Bond	-1.87	6.47	4.94	4.57	✓	5.38	1.25	15.01	✓	—	—	0.42	✓
<i>percentile rank</i>			90	13	8	10									
<i># of funds in category</i>			606	570	496	354									
Vanguard High-Yield Corporate Adm	VWEAX	High Yield Bond	3.78	8.23	5.70	6.15	✓	8.13	0.86	13.89	✓	—	—	0.13	✓
<i>percentile rank</i>			72	38	33	37									
<i># of funds in category</i>			680	636	560	373									
Vanguard Inflation-Protected Secs Adm	VAIPX	Inflation- Protected Bond	5.68	8.24	5.18	2.98	✓	3.69	0.94	10.38	✓	—	—	0.10	✓
<i>percentile rank</i>			33	35	33	24									
<i># of funds in category</i>			210	203	180	125									
Vanguard Total Bond Market Index Adm	VBTLX	Intermediate- Term Bond	-1.67	4.82	3.58	2.86	✓	3.60	1.06	8.86	✓	☒	—	0.05	✓
<i>percentile rank</i>			52	46	42	55									
<i># of funds in category</i>			426	389	351	256									
Lincoln Stable Value Account -LNGPA		Stable Value	—	—	—	—	—	—	—	38.69	✓	—	—	—	—
<i>percentile rank</i>			—	—	—	—									
<i># of funds in category</i>			41	—	—	—									
Federated Hermes Govt Ultrashort R6	FGULX	Ultrashort Bond	0.06	1.20	1.32	—	✓	0.54	0.05	24.49	✓	—	—	0.24	✓
<i>percentile rank</i>			53	73	72	—									
<i># of funds in category</i>			239	214	175	94									
PIMCO International Bond (USD-Hdg) Instl	PFORX	World Bond	-1.67	3.86	3.55	4.78	✓	3.60	0.71	7.27	✓	—	—	0.52	✓
<i>percentile rank</i>			41	61	28	4									
<i># of funds in category</i>			125	110	81	48									
Target Date															
BlackRock LifePath® Index 2025 K	LIBKX	Target Date	8.94	13.37	9.69	8.65	✓	9.60	0.91	10.59	✓	—	✓	0.09	✓
<i>percentile rank</i>			75	59	58	63									
<i># of funds in category</i>			222	205	169	89									
BlackRock LifePath® Index 2030 K	LINKX	Target Date	11.42	15.10	10.88	9.57	✓	11.52	0.95	10.59	✓	—	✓	0.09	✓
<i>percentile rank</i>			59	59	58	60									
<i># of funds in category</i>			223	204	169	94									
BlackRock LifePath® Index 2035 K	LIJKX	Target Date	13.85	16.80	12.04	10.43	✓	13.36	0.96	10.59	✓	—	✓	0.09	✓
<i>percentile rank</i>			49	46	48	55									
<i># of funds in category</i>			215	202	166	86									

THE REGAL PRESS INC EMPLOYEE 401K

Screens Summary (Data as of 12-31-2021)

Fund Removed from Approved List

Fund on Watch List

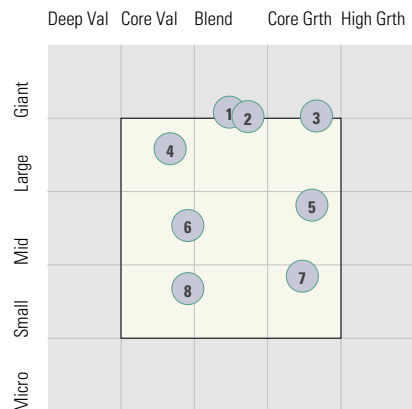
Name	Ticker	Asset Class	Trailing Performance and Risk				Management			Style		Expense				
			1 Yr	3 Yr	5 Yr	10 Yr	Pass/ Fail	Std Dev 3 Yr %	Beta 3 Yr %	Tenure	Pass/ Fail	Style Box	Pass/ Fail	Exp Ratio	Pass/ Fail	
BlackRock LifePath® Index 2040 K <i>percentile rank</i> <i># of funds in category</i>	LIKKX	Target Date	16.05 36 217	18.29 38 204	13.03 31 169	11.21 50 94		15.07	0.97	10.59		—		0.09		
BlackRock LifePath® Index 2045 K <i>percentile rank</i> <i># of funds in category</i>	LIHKX	Target Date	17.81 18 215	19.47 28 202	13.81 18 166	11.84 33 85		16.36	1.00	10.59		—		0.09		
BlackRock LifePath® Index 2050 K <i>percentile rank</i> <i># of funds in category</i>	LIPKX	Target Date	18.75 12 217	20.09 15 204	14.15 9 169	12.23 16 86		16.94	1.01	10.59		—		0.09		
BlackRock LifePath® Index 2055 K <i>percentile rank</i> <i># of funds in category</i>	LIVKX	Target Date	18.87 13 215	20.16 22 202	14.20 14 164	12.45 16 65		17.00	1.01	10.59		—		0.09		
BlackRock LifePath® Index 2060 K <i>percentile rank</i> <i># of funds in category</i>	LIZKX	Target Date	18.80 19 209	20.16 27 189	14.20 16 140	— — —		17.03	1.55	5.84		—		0.09		
BlackRock LifePath® Index 2065 K <i>percentile rank</i> <i># of funds in category</i>	LIWKX	Target Date	18.87 20 135	— — 17	— — —	— — —	—	—	—	2.17		—		0.09		
BlackRock LifePath® Index Retire K <i>percentile rank</i> <i># of funds in category</i>	LIRKX	Target Date	6.92 20 169	11.62 6 153	8.25 8 128	6.91 5 79		7.50	1.07	10.59		—		0.09		
Balanced																
Vanguard LifeStrategy Cnsv Gr Inv <i>percentile rank</i> <i># of funds in category</i>	VSCGX	Target Risk	6.05 85 504	11.01 48 466	8.05 31 428	7.09 33 284		7.46	1.01	27.27		—		0.12		
Vanguard LifeStrategy Growth Inv <i>percentile rank</i> <i># of funds in category</i>	VASGX	Target Risk	14.35 70 321	17.58 37 294	12.53 22 265	11.12 25 196		14.06	1.03	27.27		—		0.14		
Vanguard LifeStrategy Income Inv <i>percentile rank</i> <i># of funds in category</i>	VASIX	Target Risk	1.92 90 195	7.61 61 182	5.70 39 168	4.98 47 110		4.63	0.97	27.27		—		0.11		
Vanguard LifeStrategy Moderate Gr Inv <i>percentile rank</i> <i># of funds in category</i>	VSMGX	Target Risk	10.08 88 711	14.28 62 666	10.30 52 602	9.12 58 434		10.70	0.99	27.27		—		0.13		

THE REGAL PRESS INC EMPLOYEE 401K

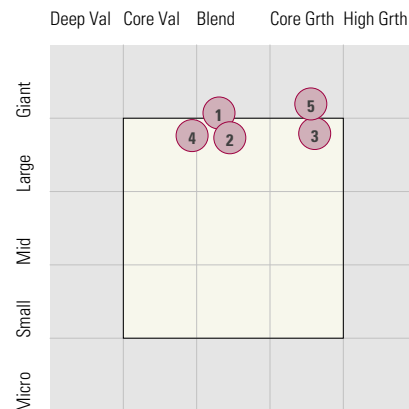
Style Analysis (Data as of 12-31-2021)

Style Analysis

Morningstar Style Box US Stock



Morningstar Style Box Non-US Stock



US Stock Funds

	Category	Super Sectors %			Asset Allocation %			Avg Mkt Cap M\$	
		Cyclical	Defensive	Sensitive	Cash	US Stock	Foreign		
1	American Funds Invmt Co of Amer R6	Large Blend	27.27	21.95	50.78	2.99	86.50	9.84	223.15
2	Vanguard 500 Index Admiral	Large Blend Index	30.22	22.16	47.62	0.47	98.51	1.02	230.90
3	American Funds Growth Fund of Amer R6	Large Growth	34.33	14.91	50.78	3.33	85.02	11.21	187.45
4	JPMorgan Equity Income R6	Large Value	37.64	28.77	33.60	2.42	95.99	1.60	105.51
5	Vanguard Mid-Cap Growth Index Admiral	Mid-Cap Growth	24.32	18.25	57.44	0.49	98.59	0.92	30.85
6	Allspring Special Mid Cap Value R6	Mid-Cap Value	44.81	20.43	34.75	3.26	92.77	3.97	16.99
7	Vanguard Small Cap Growth Index Admiral	Small Growth	28.18	24.76	47.06	1.57	97.72	0.72	6.32
8	Delaware Small Cap Value R6	Small Value	52.55	9.99	37.45	1.33	96.28	2.35	4.80

Non-US Stock Funds

	Category	Super Sectors %			Regional Exposure %			Market Maturity %			
		Cyclical	Defensive	Sensitive	Americas	Greater Asia	Greater Europe	Developed	EM%	Avg Mkt Cap M\$	
1	Vanguard Emerging Mkts Stock Idx Adm	Diversified Emerging Mkts	44.59	13.54	41.87	8.05	77.33	14.62	23.32	76.68	26.56
2	Vanguard Developed Markets Index Admiral	Foreign Large Blend Index	40.39	22.20	37.42	10.54	35.47	53.99	99.21	0.79	31.48
3	Invesco Oppenheimer International Gr R6	Foreign Large Growth	26.51	25.10	48.39	14.64	19.39	65.97	95.86	4.14	38.36
4	Vanguard International Value Inv	Foreign Large Value	47.50	14.47	38.04	12.41	36.27	51.31	82.31	17.69	30.20
5	Invesco Global R6	World Stock	29.07	8.54	62.40	58.59	20.47	20.94	91.20	8.80	145.78

Fixed Income Funds

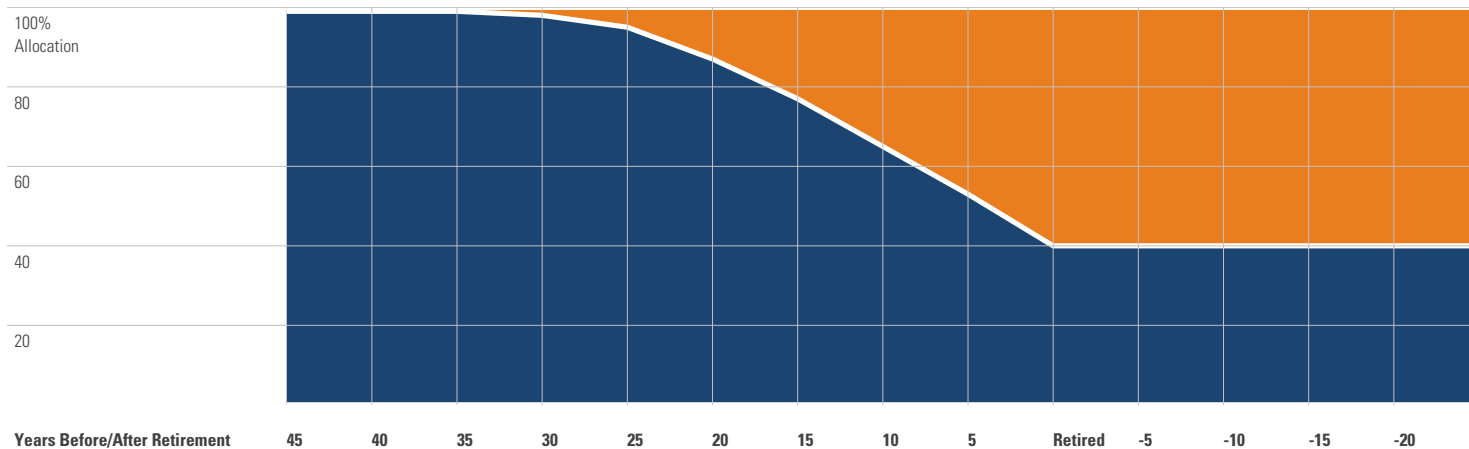
	Category	Super Sectors %				Other Stats		Credit Quality %		
		US Govt Debt	Mtg	US Credit	Non US	Avg Eff Duration	Inv Grade	Below Inv Grade	NR/NA	
1	Western Asset Core Plus Bond IS	Core Plus Bond	31.04	11.38	28.84	0.00	6.80	81.89	12.64	5.47
2	Vanguard High-Yield Corporate Adm	High Yield Bond	4.46	0.00	87.18	0.00	3.63	9.35	88.90	1.75
3	Vanguard Inflation-Protected Secs Adm	Inflation-Protected Bond	97.81	0.00	0.00	0.00	7.70	97.79	0.00	2.21
4	Vanguard Total Bond Market Index Adm	Intermediate-Term Bond	46.92	20.64	28.71	0.00	6.84	99.97	0.01	0.02
5	Lincoln Stable Value Account -LNGPA	Stable Value	-	-	-	0.00	-	0.00	0.00	-
6	Federated Hermes Govt Ultrashort R6	Ultrashort Bond	12.75	49.06	0.00	0.00	0.40	100.00	0.00	0.00
7	PIMCO International Bond (USD-Hdg) Instl	World Bond	64.24	3.07	7.24	0.00	7.02	93.00	7.00	0.00

THE REGAL PRESS INC EMPLOYEE 401K

Target Date Analysis (Data as of 12-31-2021)

Target Date Allocation

● Stocks ● Cash ● Bonds ● Other



Target Date Portfolio Data

Asset Allocation %

	Total Stock	US Stock	Non-US Stock	Total Bond	Infl Prot Bond	HY Bond	Cash	Other	Avg Mkt Cap \$M
BlackRock LifePath® Index 2025 K	48.89	30.75	18.14	47.05	13.43	0.00	3.57	0.49	65.62
BlackRock LifePath® Index 2030 K	60.94	37.32	23.62	35.82	15.05	0.00	2.87	0.37	69.90
BlackRock LifePath® Index 2035 K	72.25	43.42	28.83	25.12	16.92	0.00	2.36	0.27	72.87
BlackRock LifePath® Index 2040 K	83.05	49.33	33.72	15.09	19.37	0.00	1.68	0.18	75.05
BlackRock LifePath® Index 2045 K	91.67	53.93	37.74	6.96	21.40	0.00	1.26	0.11	75.19
BlackRock LifePath® Index 2050 K	96.96	56.88	40.08	2.10	21.23	0.00	0.87	0.07	75.48
BlackRock LifePath® Index 2055 K	98.15	57.47	40.68	0.94	9.80	0.00	0.84	0.07	75.21
BlackRock LifePath® Index 2060 K	98.15	57.33	40.82	0.94	6.06	0.00	0.84	0.07	75.09
BlackRock LifePath® Index 2065 K	98.15	57.44	40.71	0.94	0.00	0.00	0.85	0.07	75.27
BlackRock LifePath® Index Retire K	40.35	26.13	14.22	55.51	12.26	0.00	3.55	0.58	59.64