

SOFTROL SYSTEMS INC 401K PROFIT

Screens Summary (Data as of 12-31-2021)

Fund Removed from Approved List

Fund on Watch List

Name	Ticker	Asset Class	Trailing Performance and Risk				Management			Style		Expense				
			1 Yr	3 Yr	5 Yr	10 Yr	Pass/ Fail	Std Dev 3 Yr %	Beta 3 Yr %	Tenure	Pass/ Fail	Style Box	Pass/ Fail	Exp Ratio	Pass/ Fail	
US Stock																
American Funds Invmt Co of Amer R6 <i>percentile rank</i> <i># of funds in category</i>	RICGX	Large Blend	25.40 67 1,394	21.63 81 1,256	15.16 80 1,121	14.83 63 831		16.24	0.92	29.85				0.27		
Vanguard 500 Index Admiral <i>percentile rank</i> <i># of funds in category</i>	VFIAX	Large Blend Index	28.66 23 1,394	26.03 24 1,256	18.43 18 1,121	16.51 11 831		17.42	1.00	5.68				0.04		
Vanguard Growth Index Admiral <i>percentile rank</i> <i># of funds in category</i>	VIGAX	Large Growth	27.26 19 1,241	34.78 11 1,120	24.77 27 1,020	19.29 19 772		18.52	1.00	27.02				0.05		
Vanguard Value Index Adm <i>percentile rank</i> <i># of funds in category</i>	VVIAX	Large Value	26.49 44 1,212	17.64 51 1,148	12.52 35 1,041	13.74 16 759		18.34	0.94	27.02				0.05		
Vanguard Mid-Cap Growth Index Admiral <i>percentile rank</i> <i># of funds in category</i>	VMGMX	Mid-Cap Growth	20.48 19 591	29.44 31 541	20.05 39 494	16.45 33 383		19.93	0.96	8.86				0.07		
Vanguard Mid-Cap Value Index Admiral <i>percentile rank</i> <i># of funds in category</i>	VMVAX	Mid-Cap Value	28.76 53 415	19.11 50 393	11.61 24 353	13.57 13 267		21.92	0.98	15.38				0.07		
Vanguard Small Cap Growth Index Admiral <i>percentile rank</i> <i># of funds in category</i>	VSGAX	Small Growth	5.70 69 617	23.82 59 582	16.90 56 520	14.83 59 394		22.36	0.94	17.01				0.07		
Vanguard Small Cap Value Index Admiral <i>percentile rank</i> <i># of funds in category</i>	VSIAX	Small Value	28.09 68 447	18.51 45 419	10.31 23 393	13.30 14 301		24.66	0.96	5.68				0.07		
Non-US Stock																
Vanguard Emerging Mkts Stock Idx Adm <i>percentile rank</i> <i># of funds in category</i>	VEMAX	Diversified Emerging Mkts	0.86 42 794	11.82 45 721	9.43 53 616	5.36 54 344		18.13	0.96	13.35				0.14		
Vanguard Developed Markets Index Admiral <i>percentile rank</i> <i># of funds in category</i>	VTMGX	Foreign Large Blend Index	11.43 34 771	14.46 33 704	10.15 28 607	8.51 24 415		17.89	1.03	8.86				0.07		
Vanguard International Growth Adm <i>percentile rank</i> <i># of funds in category</i>	VWILX	Foreign Large Growth	-0.74 89 452	27.75 4 387	21.14 3 333	13.96 4 225		20.05	0.97	18.91				0.32		
Vanguard International Value Inv <i>percentile rank</i> <i># of funds in category</i>	VTRIX	Foreign Large Value	7.97 87 350	12.31 19 326	9.16 4 286	7.57 16 180		19.55	1.11	11.60				0.35		
Vanguard Total World Stock Index Admiral <i>percentile rank</i> <i># of funds in category</i>	VTWAX	World Stock	18.19 58 328	- - 284	- - 237	- - 145		-	-	8.86				0.10		

SOFTROL SYSTEMS INC 401K PROFIT

Screens Summary (Data as of 12-31-2021)

Fund Removed from Approved List
 Fund on Watch List





Name	Ticker	Asset Class	Trailing Performance and Risk				Management			Style		Expense			
			1 Yr	3 Yr	5 Yr	10 Yr	Pass/ Fail	Std Dev 3 Yr %	Beta 3 Yr %	Tenure	Pass/ Fail	Style Box	Pass/ Fail	Exp Ratio	Pass/ Fail
Alternative															
PIMCO Commodity Real Ret Strat Instl <i>percentile rank</i> <i># of funds in category</i>	PCRIX	Commodities Broad Basket	33.48 25 114	14.74 7 109	5.99 21 86	-1.76 42 55		18.67	1.19	7.00		—	—	0.82	
Vanguard Real Estate Index Admiral <i>percentile rank</i> <i># of funds in category</i>	VGSLX	Real Estate	40.40 59 255	19.95 42 235	11.24 49 202	11.51 31 151		18.85	0.94	25.65		—		0.12	
Fixed Income															
Western Asset Core Plus Bond IS <i>percentile rank</i> <i># of funds in category</i>	WAPSX	Core Plus Bond	-1.87 90 606	6.47 13 570	4.94 8 496	4.57 10 354		5.38	1.25	15.01		—	—	0.42	
Vanguard High-Yield Corporate Adm <i>percentile rank</i> <i># of funds in category</i>	VWEAX	High Yield Bond	3.78 72 680	8.23 38 636	5.70 33 560	6.15 37 373		8.13	0.86	13.89		—	—	0.13	
Vanguard Inflation-Protected Secs Adm <i>percentile rank</i> <i># of funds in category</i>	VAIPX	Inflation- Protected Bond	5.68 33 210	8.24 35 203	5.18 33 180	2.98 24 125		3.69	0.94	10.38		—	—	0.10	
Vanguard Total Bond Market Index Adm <i>percentile rank</i> <i># of funds in category</i>	VBTLX	Intermediate- Term Bond	-1.67 52 426	4.82 46 389	3.58 42 351	2.86 55 256		3.60	1.06	8.86			—	0.05	
Lincoln Stable Value Account -LNGPA <i>percentile rank</i> <i># of funds in category</i>		Stable Value	— — 41	— — —	— — —	— — —	—	—	—	38.69		—	—	—	—
Federated Hermes Govt Ultrashort R6 <i>percentile rank</i> <i># of funds in category</i>	FGULX	Ultrashort Bond	0.06 53 239	1.20 73 214	1.32 72 175	— — 94		0.54	0.05	24.49		—	—	0.24	
PIMCO International Bond (USD-Hdg) Instl <i>percentile rank</i> <i># of funds in category</i>	PFORX	World Bond	-1.67 41 125	3.86 61 110	3.55 28 81	4.78 4 48		3.60	0.71	7.27		—	—	0.52	
Balanced															
Vanguard LifeStrategy Cnsv Gr Inv <i>percentile rank</i> <i># of funds in category</i>	VSCGX	Target Risk	6.05 85 504	11.01 48 466	8.05 31 428	7.09 33 284		7.46	1.01	27.27		—		0.12	
Vanguard LifeStrategy Growth Inv <i>percentile rank</i> <i># of funds in category</i>	VASGX	Target Risk	14.35 70 321	17.58 37 294	12.53 22 265	11.12 25 196		14.06	1.03	27.27		—		0.14	
Vanguard LifeStrategy Income Inv <i>percentile rank</i> <i># of funds in category</i>	VASIX	Target Risk	1.92 90 195	7.61 61 182	5.70 39 168	4.98 47 110		4.63	0.97	27.27		—		0.11	

SOFTROL SYSTEMS INC 401K PROFIT

Screens Summary (Data as of 12-31-2021)

 Fund Removed from Approved List

 Fund on Watch List

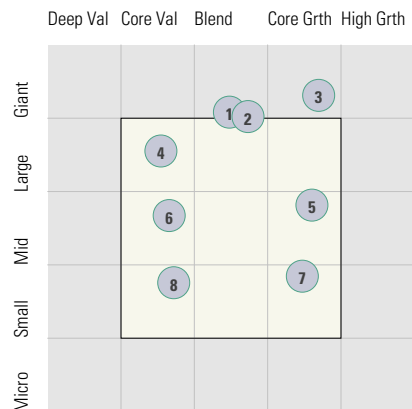
Name	Ticker	Asset Class	Trailing Performance and Risk							Management		Style		Expense	
			1 Yr	3 Yr	5 Yr	10 Yr	Pass/ Fail	Std Dev 3 Yr %	Beta 3 Yr %	Tenure	Pass/ Fail	Style Box	Pass/ Fail	Exp Ratio	Pass/ Fail
Vanguard LifeStrategy Moderate Gr Inv	VSMGX	Target Risk	10.08	14.28	10.30	9.12		10.70	0.99	27.27		—		0.13	
<i>percentile rank</i>			<i>88</i>	<i>62</i>	<i>52</i>	<i>58</i>									
<i># of funds in category</i>			<i>711</i>	<i>666</i>	<i>602</i>	<i>434</i>									

SOFTROL SYSTEMS INC 401K PROFIT

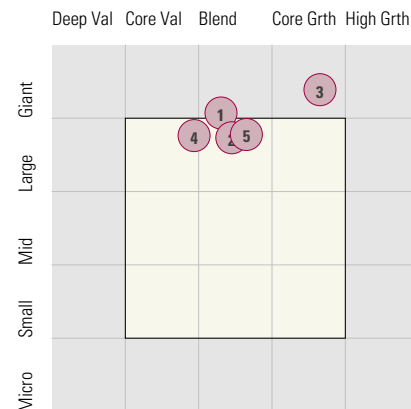
Style Analysis (Data as of 12-31-2021)

Style Analysis

Morningstar Style Box US Stock



Morningstar Style Box Non-US Stock



US Stock Funds

	Category	Super Sectors %			Asset Allocation %			Avg Mkt Cap M\$	
		Cyclical	Defensive	Sensitive	Cash	US Stock	Foreign		
1	American Funds Invmt Co of Amer R6	Large Blend	27.27	21.95	50.78	2.99	86.50	9.84	223.15
2	Vanguard 500 Index Admiral	Large Blend Index	30.22	22.16	47.62	0.47	98.51	1.02	230.90
3	Vanguard Growth Index Admiral	Large Growth	28.56	10.08	61.37	0.34	98.76	0.90	373.48
4	Vanguard Value Index Adm	Large Value	31.35	36.90	31.75	0.12	99.09	0.79	105.80
5	Vanguard Mid-Cap Growth Index Admiral	Mid-Cap Growth	24.32	18.25	57.44	0.49	98.59	0.92	30.85
6	Vanguard Mid-Cap Value Index Admiral	Mid-Cap Value	47.19	23.69	29.11	1.05	96.91	2.04	23.93
7	Vanguard Small Cap Growth Index Admiral	Small Growth	28.18	24.76	47.06	1.57	97.72	0.72	6.32
8	Vanguard Small Cap Value Index Admiral	Small Value	51.47	13.98	34.56	0.31	99.00	0.68	5.77

Non-US Stock Funds

	Category	Super Sectors %			Regional Exposure %			Market Maturity %			
		Cyclical	Defensive	Sensitive	Americas	Greater Asia	Greater Europe	Developed	EM%	Avg Mkt Cap M\$	
1	Vanguard Emerging Mkts Stock Idx Adm	Diversified Emerging Mkts	44.59	13.54	41.87	8.05	77.33	14.62	23.32	76.68	26.56
2	Vanguard Developed Markets Index Admiral	Foreign Large Blend Index	40.39	22.20	37.42	10.54	35.47	53.99	99.21	0.79	31.48
3	Vanguard International Growth Adm	Foreign Large Growth	38.02	25.18	36.80	19.77	31.83	48.40	78.61	21.39	85.43
4	Vanguard International Value Inv	Foreign Large Value	47.50	14.47	38.04	12.41	36.27	51.31	82.31	17.69	30.20
5	Vanguard Total World Stock Index Admiral	World Stock	35.39	20.88	43.75	63.27	18.47	18.25	91.94	8.06	77.80

Fixed Income Funds

	Category	Super Sectors %				Avg Eff Duration	Credit Quality %			
		US Govt Debt	Mtg	US Credit	Non US		Inv Grade	Below Inv Grade	NR/NA	
1	Western Asset Core Plus Bond IS	Core Plus Bond	31.04	11.38	28.84	0.00	6.80	81.89	12.64	5.47
2	Vanguard High-Yield Corporate Adm	High Yield Bond	4.46	0.00	87.18	0.00	3.63	9.35	88.90	1.75
3	Vanguard Inflation-Protected Secs Adm	Inflation-Protected Bond	97.81	0.00	0.00	0.00	7.70	97.79	0.00	2.21
4	Vanguard Total Bond Market Index Adm	Intermediate-Term Bond	46.92	20.64	28.71	0.00	6.84	99.97	0.01	0.02
5	Lincoln Stable Value Account -LNGPA	Stable Value	-	-	-	0.00	-	0.00	0.00	-
6	Federated Hermes Govt Ultrashort R6	Ultrashort Bond	12.75	49.06	0.00	0.00	0.40	100.00	0.00	0.00
7	PIMCO International Bond (USD-Hdg) Instl	World Bond	64.24	3.07	7.24	0.00	7.02	93.00	7.00	0.00