

SOCIETY FOR THE PROTECTION OF N H

Screens Summary (Data as of 12-31-2021)

⊖ Fund Removed from Approved List ⚠ Fund on Watch List

Name	Ticker	Asset Class	Trailing Performance and Risk				Management			Style		Expense				
			1 Yr	3 Yr	5 Yr	10 Yr	Pass/ Fail	Std Dev 3 Yr %	Beta 3 Yr %	Tenure	Pass/ Fail	Style Box	Pass/ Fail	Exp Ratio	Pass/ Fail	
US Stock																
MFS Massachusetts Investors Tr R6 <i>percentile rank</i> <i># of funds in category</i>	MITJX	Large Blend	27.25 43 1,394	24.47 51 1,256	17.81 36 1,121	— — 831	✔	17.17	0.98	9.76	✔	⊠	✖	0.38	✔	
Vanguard FTSE Social Index Admiral <i>percentile rank</i> <i># of funds in category</i>	VFTAX	Large Blend Index	27.71 37 1,394	— — 1,256	— — 1,121	— — 831	—	—	—	6.03	✔	⊠	✖	0.14	✔	
MFS Growth R6 <i>percentile rank</i> <i># of funds in category</i>	MFEKX	Large Growth	23.76 40 1,241	30.98 37 1,120	24.76 27 1,020	19.26 19 772	✔	16.73	0.89	19.76	✔	⊠	✔	0.53	✔	
Vanguard Value Index Adm <i>percentile rank</i> <i># of funds in category</i>	VVIAX	Large Value	26.49 44 1,212	17.64 51 1,148	12.52 35 1,041	13.74 16 759	✔	18.34	0.94	27.02	✔	⊠	✔	0.05	✔	
MFS Mid Cap Growth R6 <i>percentile rank</i> <i># of funds in category</i>	OTCKX	Mid-Cap Growth	14.17 46 591	28.84 35 541	22.30 20 494	— — 383	✔	17.84	0.84	13.12	✔	⊠	✔	0.66	✔	
Vanguard Mid-Cap Value Index Admiral <i>percentile rank</i> <i># of funds in category</i>	VMVAX	Mid-Cap Value	28.76 53 415	19.11 50 393	11.61 24 353	13.57 13 267	✔	21.92	0.98	15.38	✔	⊠	✔	0.07	✔	
Vanguard Small Cap Growth Index Admiral <i>percentile rank</i> <i># of funds in category</i>	VSGAX	Small Growth	5.70 69 617	23.82 59 582	16.90 56 520	14.83 59 394	✔	22.36	0.94	17.01	✔	⊠	✖	0.07	✔	
Vanguard Small Cap Value Index Admiral <i>percentile rank</i> <i># of funds in category</i>	VSIAX	Small Value	28.09 68 447	18.51 45 419	10.31 23 393	13.30 14 301	✔	24.66	0.96	5.68	✔	⊠	✔	0.07	✔	
Non-US Stock																
American Funds New World R6 <i>percentile rank</i> <i># of funds in category</i>	RNWGX	Diversified Emerging Mkts	5.13 27 794	19.03 9 721	14.59 8 616	9.58 3 344	✔	17.60	0.88	22.56	✔	⊠	✔	0.57	✔	
American Funds Intl Gr and Inc R6 <i>percentile rank</i> <i># of funds in category</i>	RIGGX	Foreign Large Blend	10.12 54 771	14.97 27 704	10.55 21 607	7.90 49 415	✔	18.84	1.09	13.26	✔	⊠	✔	0.54	✔	
MFS Instl International Equity <i>percentile rank</i> <i># of funds in category</i>	MIEIX	Foreign Large Growth	15.16 8 771	18.00 6 704	13.45 2 607	10.13 6 415	✔	16.23	0.91	12.26	✔	⊠	✔	0.69	✔	
Vanguard International Value Inv <i>percentile rank</i> <i># of funds in category</i>	VTRIX	Foreign Large Value	7.97 87 350	12.31 19 326	9.16 4 286	7.57 16 180	✔	19.55	1.11	11.60	✔	⊠	✔	0.35	✔	
American Funds New Perspective R6 <i>percentile rank</i> <i># of funds in category</i>	RNPGX	World Stock	18.10 28 355	27.28 28 306	20.28 22 261	15.81 15 166	✔	18.04	1.04	21.10	✔	—	✔	0.41	✔	

SOCIETY FOR THE PROTECTION OF N H

Screens Summary (Data as of 12-31-2021)

⊖ Fund Removed from Approved List ⚠ Fund on Watch List

Name	Ticker	Asset Class	Trailing Performance and Risk				Management			Style		Expense				
			1 Yr	3 Yr	5 Yr	10 Yr	Pass/ Fail	Std Dev 3 Yr %	Beta 3 Yr %	Tenure	Pass/ Fail	Style Box	Pass/ Fail	Exp Ratio	Pass/ Fail	
Alternative																
PIMCO Commodity Real Ret Strat Instl <i>percentile rank</i> <i># of funds in category</i>	PCRIX	Commodities Broad Basket	33.48 25 114	14.74 7 109	5.99 21 86	-1.76 42 55	✔	18.67	1.19	7.00	✔	—	—	0.82	✔	
Neuberger Berman Real Estate R6 <i>percentile rank</i> <i># of funds in category</i>	NRREX	Real Estate	42.10 39 255	22.92 9 235	14.59 5 202	— — 151	✔	16.45	0.79	16.01	✔	—	✖	0.75	✔	
Fixed Income																
BlackRock High Yield Bond K <i>percentile rank</i> <i># of funds in category</i>	BRHYX	High Yield Bond	5.86 21 680	9.03 15 636	6.42 12 560	7.08 6 373	✔	9.43	1.01	14.01	✔	—	—	0.51	✔	
Vanguard Inflation-Protected Secs Adm <i>percentile rank</i> <i># of funds in category</i>	VAIPX	Inflation- Protected Bond	5.68 33 210	8.24 35 203	5.18 33 180	2.98 24 125	✔	3.69	0.94	10.38	✔	—	—	0.10	✔	
Baird Aggregate Bond Instl <i>percentile rank</i> <i># of funds in category</i>	BAGIX	Intermediate- Term Bond	-1.46 40 426	5.43 20 389	4.01 13 351	3.74 9 256	✔	3.86	1.09	21.27	✔	☒	—	0.30	✔	
PIMCO Income Instl <i>percentile rank</i> <i># of funds in category</i>	PIMIX	Multisector Bond	2.61 45 339	5.46 58 277	5.08 25 238	6.97 1 134	✔	5.79	0.83	14.77	✔	—	—	0.62	✔	
PIMCO Short-Term Instl <i>percentile rank</i> <i># of funds in category</i>	PTSHX	Ultrashort Bond	0.01 63 239	1.82 29 214	1.88 21 175	1.85 12 94	✔	2.36	0.16	11.01	✔	—	—	0.47	✔	
PIMCO International Bond (USD-Hdg) Instl <i>percentile rank</i> <i># of funds in category</i>	PFORX	World Bond	-1.67 41 125	3.86 61 110	3.55 28 81	4.78 4 48	✔	3.60	0.71	7.27	✔	—	—	0.52	✔	
Target Date																
American Funds 2010 Trgt Date Retire R6 <i>percentile rank</i> <i># of funds in category</i>	RFTTX	Target Date	9.32 1 121	10.80 39 116	7.93 21 78	7.56 5 53	✔	6.99	0.90	10.01	✔	—	✖	0.28	✔	
American Funds 2015 Trgt Date Retire R6 <i>percentile rank</i> <i># of funds in category</i>	RFJTX	Target Date	10.27 1 123	11.70 39 118	8.55 29 89	8.29 3 45	✔	7.70	0.90	10.01	✔	—	✖	0.29	✔	
American Funds 2020 Trgt Date Retire R6 <i>percentile rank</i> <i># of funds in category</i>	RRCTX	Target Date	10.64 4 172	12.38 50 161	9.29 29 127	9.12 5 65	✔	8.06	0.86	10.01	✔	—	✔	0.30	✔	
American Funds 2025 Trgt Date Retire R6 <i>percentile rank</i> <i># of funds in category</i>	RFDTX	Target Date	11.44 17 222	14.29 31 205	10.69 11 169	10.55 1 89	✔	9.41	0.89	10.01	✔	—	✔	0.31	✔	

SOCIETY FOR THE PROTECTION OF N H

Screens Summary (Data as of 12-31-2021)

⊖ Fund Removed from Approved List ⚠ Fund on Watch List

Name	Ticker	Asset Class	Trailing Performance and Risk				Management			Style		Expense			
			1 Yr	3 Yr	5 Yr	10 Yr	Pass/ Fail	Std Dev 3 Yr %	Beta 3 Yr %	Tenure	Pass/ Fail	Style Box	Pass/ Fail	Exp Ratio	Pass/ Fail
American Funds 2030 Trgt Date Retire R6 <i>percentile rank</i> <i># of funds in category</i>	RFETX	Target Date	13.16 16 223	16.09 29 204	12.16 4 169	11.65 1 94	✔	11.12	0.91	10.01	✔	—	✔	0.33	✔
American Funds 2035 Trgt Date Retire R6 <i>percentile rank</i> <i># of funds in category</i>	RFCTX	Target Date	15.54 11 215	18.75 4 202	13.97 1 166	12.63 1 86	✔	13.41	0.96	10.01	✔	—	✔	0.35	✔
American Funds 2040 Trgt Date Retire R6 <i>percentile rank</i> <i># of funds in category</i>	RFCTX	Target Date	16.83 16 217	19.96 4 204	14.75 1 169	13.09 1 94	✔	14.51	0.93	10.01	✔	—	✘	0.36	✔
American Funds 2045 Trgt Date Retire R6 <i>percentile rank</i> <i># of funds in category</i>	RFHTX	Target Date	17.18 35 215	20.32 6 202	15.02 1 166	13.25 1 85	✔	14.83	0.90	10.01	✔	—	✘	0.37	✔
American Funds 2050 Trgt Date Retire R6 <i>percentile rank</i> <i># of funds in category</i>	RFITX	Target Date	17.27 43 217	20.53 1 204	15.17 1 169	13.33 1 86	✔	15.05	0.89	10.01	✔	—	✘	0.37	✔
American Funds 2055 Trgt Date Retire R6 <i>percentile rank</i> <i># of funds in category</i>	RFKTX	Target Date	17.28 48 215	20.54 5 202	15.17 1 164	13.32 1 65	✔	15.05	0.89	10.01	✔	—	✘	0.38	✔
American Funds 2060 Trgt Date Retire R6 <i>percentile rank</i> <i># of funds in category</i>	RFUTX	Target Date	17.19 56 209	20.51 9 189	15.13 1 140	— — —	✔	15.03	1.36	6.77	✔	—	✘	0.38	✔
American Funds 2065 Trgt Date Retire R6 <i>percentile rank</i> <i># of funds in category</i>	RFVTX	Target Date	17.32 50 135	— — 17	— — —	— — —	—	—	—	2.00	✘	—	✘	0.38	✔

Balanced

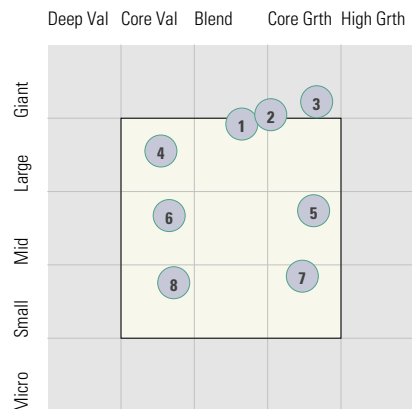
American Funds American Balanced R6 <i>percentile rank</i> <i># of funds in category</i>	RLBGX	Moderate Allocation	16.11 28 711	15.58 41 666	11.78 24 602	11.47 10 434	✔	10.34	0.95	23.01	✔	—	✔	0.26	✔
--	-------	------------------------	--------------------	--------------------	--------------------	--------------------	---	-------	------	-------	---	---	---	------	---

SOCIETY FOR THE PROTECTION OF N H

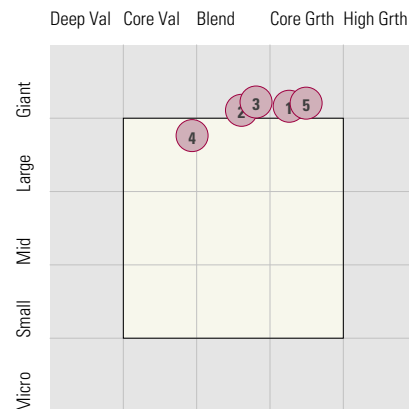
Style Analysis (Data as of 12-31-2021)

Style Analysis

Morningstar Style Box US Stock



Morningstar Style Box Non-US Stock



US Stock Funds

	Category	Super Sectors %			Asset Allocation %			Avg Mkt Cap M\$	
		Cyclical	Defensive	Sensitive	Cash	US Stock	Foreign		
1	MFS Massachusetts Investors Tr R6	Large Blend	31.06	28.11	40.82	0.87	90.85	8.27	178.08
2	Vanguard FTSE Social Index Admiral	Large Blend Index	31.52	20.09	48.40	-0.08	98.45	1.62	237.95
3	MFS Growth R6	Large Growth	26.15	14.82	59.04	0.62	95.29	4.09	309.75
4	Vanguard Value Index Adm	Large Value	31.35	36.90	31.75	0.12	99.09	0.79	105.80
5	MFS Mid Cap Growth R6	Mid-Cap Growth	30.38	19.73	49.90	0.97	88.15	10.88	22.87
6	Vanguard Mid-Cap Value Index Admiral	Mid-Cap Value	47.19	23.69	29.11	1.05	96.91	2.04	23.93
7	Vanguard Small Cap Growth Index Admiral	Small Growth	28.18	24.76	47.06	1.57	97.72	0.72	6.32
8	Vanguard Small Cap Value Index Admiral	Small Value	51.47	13.98	34.56	0.31	99.00	0.68	5.77

Non-US Stock Funds

	Category	Super Sectors %			Regional Exposure %			Market Maturity %			
		Cyclical	Defensive	Sensitive	Americas	Greater Asia	Greater Europe	Developed	EM%	Avg Mkt Cap M\$	
1	American Funds New World R6	Diversified Emerging Mkts	37.47	21.32	41.22	37.45	39.39	23.15	61.07	38.93	66.76
2	American Funds Intl Gr and Inc R6	Foreign Large Blend	38.21	22.80	38.99	12.73	30.07	57.20	83.84	16.16	55.02
3	MFS Instl International Equity	Foreign Large Growth	31.49	33.25	35.26	7.06	26.04	66.90	95.04	4.96	71.53
4	Vanguard International Value Inv	Foreign Large Value	47.50	14.47	38.04	12.41	36.27	51.31	82.31	17.69	30.20
5	American Funds New Perspective R6	World Stock	38.03	18.33	43.63	61.53	12.23	26.24	95.76	4.24	157.93

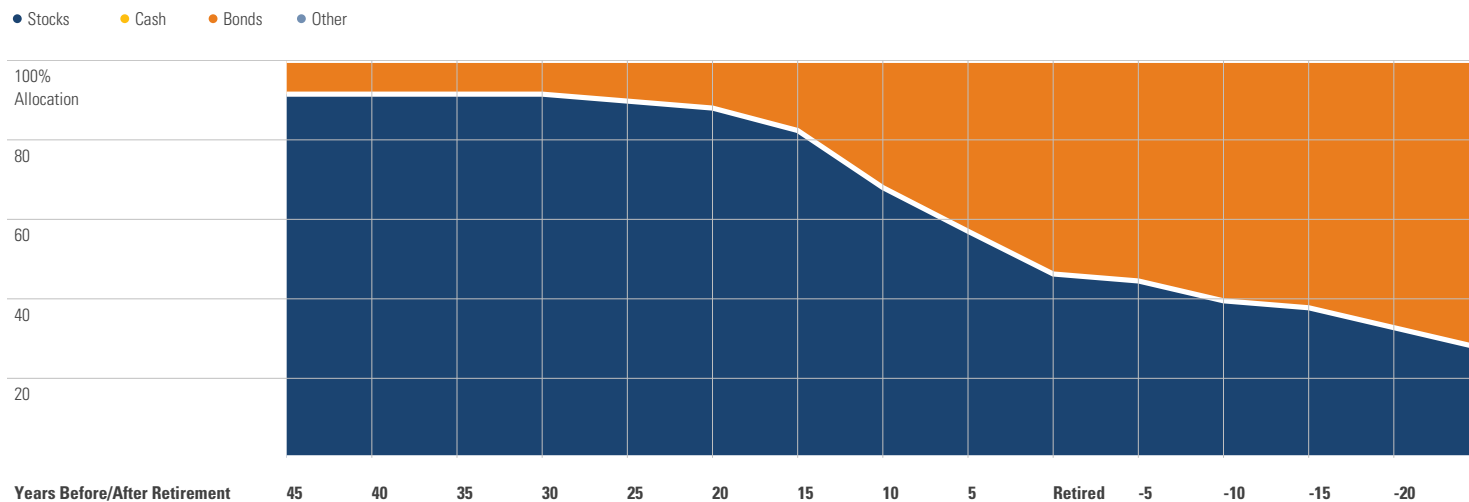
Fixed Income Funds

	Category	Super Sectors %				Other Stats		Credit Quality %		
		US Govt Debt	Mtg	US Credit	Non US	Avg Eff Duration	Inv Grade	Below Inv Grade	NR/NA	
1	BlackRock High Yield Bond K	High Yield Bond	0.04	0.00	85.01	0.00	1.45	3.29	93.68	3.02
2	Vanguard Inflation-Protected Secs Adm	Inflation-Protected Bond	97.81	0.00	0.00	0.00	7.70	97.79	0.00	2.21
3	Baird Aggregate Bond Inst	Intermediate-Term Bond	30.09	18.36	43.28	0.00	6.78	99.30	0.70	0.00
4	PIMCO Income Instl	Multisector Bond	53.76	6.54	15.92	0.00	1.74	81.00	19.00	0.00
5	PIMCO Short-Term Instl	Ultrashort Bond	37.43	2.57	29.41	0.00	0.26	91.00	9.00	0.00
6	PIMCO International Bond (USD-Hdg) Instl	World Bond	64.24	3.07	7.24	0.00	7.02	93.00	7.00	0.00

SOCIETY FOR THE PROTECTION OF N H

Target Date Analysis (Data as of 12-31-2021)

Target Date Allocation



Target Date Portfolio Data

	Asset Allocation %								
	Total Stock	US Stock	Non-US Stock	Total Bond	Infl Prot Bond	HY Bond	Cash	Other	Avg Mkt Cap \$M
American Funds 2010 Trgt Date Retire R6	40.78	30.11	10.67	50.82	14.68	3.76	6.84	1.56	113.70
American Funds 2015 Trgt Date Retire R6	43.91	32.31	11.60	47.80	15.96	4.95	6.77	1.50	116.06
American Funds 2020 Trgt Date Retire R6	46.33	33.72	12.61	45.44	16.55	4.74	6.82	1.41	117.07
American Funds 2025 Trgt Date Retire R6	53.23	38.39	14.84	38.92	16.78	2.29	6.62	1.24	113.81
American Funds 2030 Trgt Date Retire R6	62.59	45.02	17.57	30.01	17.00	0.76	6.30	1.12	108.72
American Funds 2035 Trgt Date Retire R6	74.85	53.22	21.63	18.70	17.90	0.46	5.42	1.03	103.23
American Funds 2040 Trgt Date Retire R6	83.52	58.58	24.94	10.78	14.34	0.30	4.67	1.02	99.37
American Funds 2045 Trgt Date Retire R6	85.96	60.07	25.89	8.59	10.53	0.22	4.48	0.98	97.97
American Funds 2050 Trgt Date Retire R6	86.84	60.44	26.40	7.86	10.58	0.12	4.43	0.86	96.63
American Funds 2055 Trgt Date Retire R6	87.25	60.49	26.76	7.57	10.60	0.08	4.37	0.82	94.48
American Funds 2060 Trgt Date Retire R6	87.20	60.44	26.76	7.64	10.69	0.08	4.35	0.82	93.63
American Funds 2065 Trgt Date Retire R6	87.21	60.41	26.80	7.63	10.64	0.08	4.35	0.82	93.65