

SEACREST SERVICES INC 401K PROFIT

Screens Summary (Data as of 12-31-2021)

 Fund Removed from Approved List
  Fund on Watch List

Name	Ticker	Asset Class	Trailing Performance and Risk				Management			Style		Expense				
			1 Yr	3 Yr	5 Yr	10 Yr	Pass/ Fail	Std Dev 3 Yr %	Beta 3 Yr %	Tenure	Pass/ Fail	Style Box	Pass/ Fail	Exp Ratio	Pass/ Fail	
US Stock																
T. Rowe Price Dividend Growth <i>percentile rank</i> <i># of funds in category</i>	PRDGX	Large Blend	26.04 59 1,394	23.45 63 1,256	17.30 46 1,121	15.62 42 831		15.78	0.88	21.77				0.63		
Vanguard 500 Index Admiral <i>percentile rank</i> <i># of funds in category</i>	VFIAX	Large Blend Index	28.66 23 1,394	26.03 24 1,256	18.43 18 1,121	16.51 11 831		17.42	1.00	5.68				0.04		
Fidelity® Contrafund® <i>percentile rank</i> <i># of funds in category</i>	FCNTX	Large Growth	24.36 37 1,241	28.93 56 1,120	22.63 50 1,020	17.96 46 772		17.67	0.95	31.31				0.86		
American Funds Washington Mutual R6 <i>percentile rank</i> <i># of funds in category</i>	RWMGX	Large Value	28.90 21 1,394	20.61 87 1,256	15.53 74 1,121	14.59 69 831		16.72	0.93	24.52				0.27		
MFS Mid Cap Growth R6 <i>percentile rank</i> <i># of funds in category</i>	OTCKX	Mid-Cap Growth	14.17 46 591	28.84 35 541	22.30 20 494	— — 383		17.84	0.84	13.12				0.66		
American Century Mid Cap Value I <i>percentile rank</i> <i># of funds in category</i>	AVUAX	Mid-Cap Value	23.30 92 415	17.49 73 393	9.59 75 353	13.01 31 267		19.57	0.87	17.76				0.78		
Allspring Small Company Growth Inst <i>percentile rank</i> <i># of funds in category</i>	WSCGX	Small Growth	15.60 33 617	23.48 60 582	16.95 55 520	15.38 46 394		23.65	0.97	27.16				0.94		
Vanguard Small Cap Value Index Admiral <i>percentile rank</i> <i># of funds in category</i>	VSIAX	Small Value	28.09 68 447	18.51 45 419	10.31 23 393	13.30 14 301		24.66	0.96	5.68				0.07		
Non-US Stock																
American Funds New World R6 <i>percentile rank</i> <i># of funds in category</i>	RNWGX	Diversified Emerging Mkts	5.13 27 794	19.03 9 721	14.59 8 616	9.58 3 344		17.60	0.88	22.56				0.57		
Vanguard Developed Markets Index Admiral <i>percentile rank</i> <i># of funds in category</i>	VTMGX	Foreign Large Blend Index	11.43 34 771	14.46 33 704	10.15 28 607	8.51 24 415		17.89	1.03	8.86				0.07		
Invesco Oppenheimer International Gr Y <i>percentile rank</i> <i># of funds in category</i>	OIGYX	Foreign Large Growth	10.86 40 452	20.44 42 387	12.32 75 333	9.94 48 225		17.28	0.95	25.79				0.88		
Vanguard International Value Inv <i>percentile rank</i> <i># of funds in category</i>	VTRIX	Foreign Large Value	7.97 87 350	12.31 19 326	9.16 4 286	7.57 16 180		19.55	1.11	11.60				0.35		
American Funds New Perspective R6 <i>percentile rank</i> <i># of funds in category</i>	RNPGX	World Stock	18.10 28 355	27.28 28 306	20.28 22 261	15.81 15 166		18.04	1.04	21.10		—		0.41		

SEACREST SERVICES INC 401K PROFIT

Screens Summary (Data as of 12-31-2021)

Fund Removed from Approved List
 Fund on Watch List

Name	Ticker	Asset Class	Trailing Performance and Risk				Management			Style		Expense			
			1 Yr	3 Yr	5 Yr	10 Yr	Pass/ Fail	Std Dev 3 Yr %	Beta 3 Yr %	Tenure	Pass/ Fail	Style Box	Pass/ Fail	Exp Ratio	Pass/ Fail
Alternative															
Invesco Balanced-Risk Commodity Strat R6 <i>percentile rank</i> <i># of funds in category</i>	IBRFX	Commodities Broad Basket	19.10 95 114	10.35 59 109	4.46 48 86	- - 55		16.84	0.99	11.09		—	—	1.15	
Vanguard Real Estate Index Admiral <i>percentile rank</i> <i># of funds in category</i>	VGSLX	Real Estate	40.40 59 255	19.95 42 235	11.24 49 202	11.51 31 151		18.85	0.94	25.65		—		0.12	
Fixed Income															
BlackRock High Yield Bond Instl <i>percentile rank</i> <i># of funds in category</i>	BHYIX	High Yield Bond	5.90 20 680	8.92 19 636	6.31 13 560	6.98 7 373		9.50	1.02	14.01		—	—	0.62	
BlackRock Inflation Protected Bond Instl <i>percentile rank</i> <i># of funds in category</i>	BPRIX	Inflation- Protected Bond	5.74 30 210	8.56 16 203	5.29 23 180	2.90 34 125		4.05	1.02	4.88		—	—	0.44	
Metropolitan West Total Return Bd I <i>percentile rank</i> <i># of funds in category</i>	MWTIX	Intermediate- Term Bond	-1.12 65 606	5.58 44 570	4.04 45 496	4.06 23 354		3.53	1.02	24.77		—	—	0.45	
PIMCO Income I2 <i>percentile rank</i> <i># of funds in category</i>	PONPX	Multisector Bond	2.50 48 339	5.36 60 277	4.98 28 238	6.87 1 134		5.79	0.83	14.77		—	—	0.72	
PIMCO Short-Term I2 <i>percentile rank</i> <i># of funds in category</i>	PTSPX	Ultrashort Bond	-0.09 79 239	1.72 35 214	1.78 27 175	1.75 15 94		2.36	0.16	11.01		—	—	0.57	
PIMCO International Bond (USD-Hdg) I-2 <i>percentile rank</i> <i># of funds in category</i>	PFBPX	World Bond	-1.76 48 125	3.76 65 110	3.44 30 81	4.68 8 48		3.60	0.71	7.27		—	—	0.62	
Target Date															
American Funds 2010 Trgt Date Retire R6 <i>percentile rank</i> <i># of funds in category</i>	RFTTX	Target Date	9.32 1 121	10.80 39 116	7.93 21 78	7.56 5 53		6.99	0.90	10.01		—		0.28	
American Funds 2015 Trgt Date Retire R6 <i>percentile rank</i> <i># of funds in category</i>	RFJTX	Target Date	10.27 1 123	11.70 39 118	8.55 29 89	8.29 3 45		7.70	0.90	10.01		—		0.29	
American Funds 2020 Trgt Date Retire R6 <i>percentile rank</i> <i># of funds in category</i>	RRCTX	Target Date	10.64 4 172	12.38 50 161	9.29 29 127	9.12 5 65		8.06	0.86	10.01		—		0.30	
American Funds 2025 Trgt Date Retire R6 <i>percentile rank</i> <i># of funds in category</i>	RFDTX	Target Date	11.44 17 222	14.29 31 205	10.69 11 169	10.55 1 89		9.41	0.89	10.01		—		0.31	

SEACREST SERVICES INC 401K PROFIT

Screens Summary (Data as of 12-31-2021)

⊖ Fund Removed from Approved List

⚠ Fund on Watch List

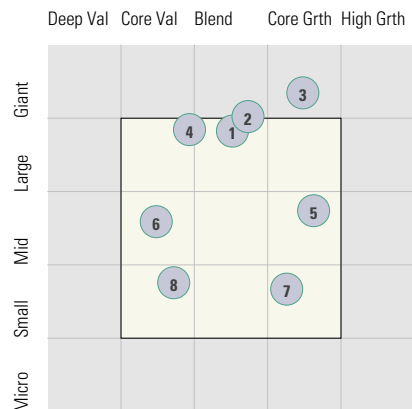
Name	Ticker	Asset Class	Trailing Performance and Risk				Management			Style		Expense			
			1 Yr	3 Yr	5 Yr	10 Yr	Pass/ Fail	Std Dev 3 Yr %	Beta 3 Yr %	Tenure	Pass/ Fail	Style Box	Pass/ Fail	Exp Ratio	Pass/ Fail
American Funds 2030 Trgt Date Retire R6 <i>percentile rank</i> <i># of funds in category</i>	RFETX	Target Date	13.16 16 223	16.09 29 204	12.16 4 169	11.65 1 94	✔	11.12	0.91	10.01	✔	—	✔	0.33	✔
American Funds 2035 Trgt Date Retire R6 <i>percentile rank</i> <i># of funds in category</i>	RFCTX	Target Date	15.54 11 215	18.75 4 202	13.97 1 166	12.63 1 86	✔	13.41	0.96	10.01	✔	—	✔	0.35	✔
American Funds 2040 Trgt Date Retire R6 <i>percentile rank</i> <i># of funds in category</i>	RFCTX	Target Date	16.83 16 217	19.96 4 204	14.75 1 169	13.09 1 94	✔	14.51	0.93	10.01	✔	—	✖	0.36	✔
American Funds 2045 Trgt Date Retire R6 <i>percentile rank</i> <i># of funds in category</i>	RFHTX	Target Date	17.18 35 215	20.32 6 202	15.02 1 166	13.25 1 85	✔	14.83	0.90	10.01	✔	—	✖	0.37	✔
American Funds 2050 Trgt Date Retire R6 <i>percentile rank</i> <i># of funds in category</i>	RFITX	Target Date	17.27 43 217	20.53 1 204	15.17 1 169	13.33 1 86	✔	15.05	0.89	10.01	✔	—	✖	0.37	✔
American Funds 2055 Trgt Date Retire R6 <i>percentile rank</i> <i># of funds in category</i>	RFKTX	Target Date	17.28 48 215	20.54 5 202	15.17 1 164	13.32 1 65	✔	15.05	0.89	10.01	✔	—	✖	0.38	✔
American Funds 2060 Trgt Date Retire R6 <i>percentile rank</i> <i># of funds in category</i>	RFUTX	Target Date	17.19 56 209	20.51 9 189	15.13 1 140	— — —	✔	15.03	1.36	6.77	✔	—	✖	0.38	✔
American Funds 2065 Trgt Date Retire R6 <i>percentile rank</i> <i># of funds in category</i>	RFVTX	Target Date	17.32 50 135	— — 17	— — —	— — —	—	—	—	2.00	✖	—	✖	0.38	✔
Balanced															
MFS Conservative Allocation R4 <i>percentile rank</i> <i># of funds in category</i>	MACJX	Target Risk	8.11 47 504	12.40 16 466	8.91 11 428	7.33 24 284	✔	8.16	1.09	19.52	✔	—	✖	0.61	✔
MFS Growth Allocation R4 <i>percentile rank</i> <i># of funds in category</i>	MAGJX	Target Risk	16.03 46 321	18.98 12 294	13.64 7 265	11.42 18 196	✔	13.94	1.01	19.52	✔	—	✖	0.71	✔
MFS Moderate Allocation R4 <i>percentile rank</i> <i># of funds in category</i>	MAMJX	Target Risk	11.99 65 711	15.88 36 666	11.40 30 602	9.47 47 434	✔	10.94	1.00	19.52	✔	—	✖	0.66	✔

SEACREST SERVICES INC 401K PROFIT

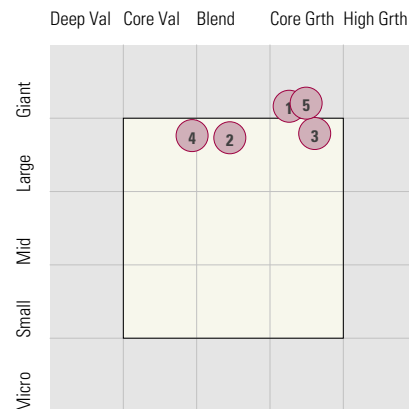
Style Analysis (Data as of 12-31-2021)

Style Analysis

Morningstar Style Box US Stock



Morningstar Style Box Non-US Stock



US Stock Funds

	Category	Super Sectors %			Asset Allocation %			Avg Mkt Cap M\$	
		Cyclical	Defensive	Sensitive	Cash	US Stock	Foreign		
1	T. Rowe Price Dividend Growth	Large Blend	31.60	30.01	38.40	3.47	90.59	5.93	155.85
2	Vanguard 500 Index Admiral	Large Blend Index	30.22	22.16	47.62	0.47	98.51	1.02	230.90
3	Fidelity® Contrafund®	Large Growth	31.81	13.47	54.73	2.02	91.01	5.91	342.06
4	American Funds Washington Mutual R6	Large Value	30.97	27.31	41.72	2.69	88.66	7.86	157.45
5	MFS Mid Cap Growth R6	Mid-Cap Growth	30.38	19.73	49.90	0.97	88.15	10.88	22.87
6	American Century Mid Cap Value I	Mid-Cap Value	37.92	34.83	27.25	1.40	86.80	11.80	18.73
7	Allspring Small Company Growth Inst	Small Growth	26.28	27.59	46.13	5.10	90.52	4.38	4.65
8	Vanguard Small Cap Value Index Admiral	Small Value	51.47	13.98	34.56	0.31	99.00	0.68	5.77

Non-US Stock Funds

	Category	Super Sectors %			Regional Exposure %			Market Maturity %			
		Cyclical	Defensive	Sensitive	Americas	Greater Asia	Greater Europe	Developed	EM%	Avg Mkt Cap M\$	
1	American Funds New World R6	Diversified Emerging Mkts	37.47	21.32	41.22	37.45	39.39	23.15	61.07	38.93	66.76
2	Vanguard Developed Markets Index Admiral	Foreign Large Blend Index	40.39	22.20	37.42	10.54	35.47	53.99	99.21	0.79	31.48
3	Invesco Oppenheimer International Gr Y	Foreign Large Growth	26.51	25.10	48.39	14.64	19.39	65.97	95.86	4.14	38.36
4	Vanguard International Value Inv	Foreign Large Value	47.50	14.47	38.04	12.41	36.27	51.31	82.31	17.69	30.20
5	American Funds New Perspective R6	World Stock	38.03	18.33	43.63	61.53	12.23	26.24	95.76	4.24	157.93

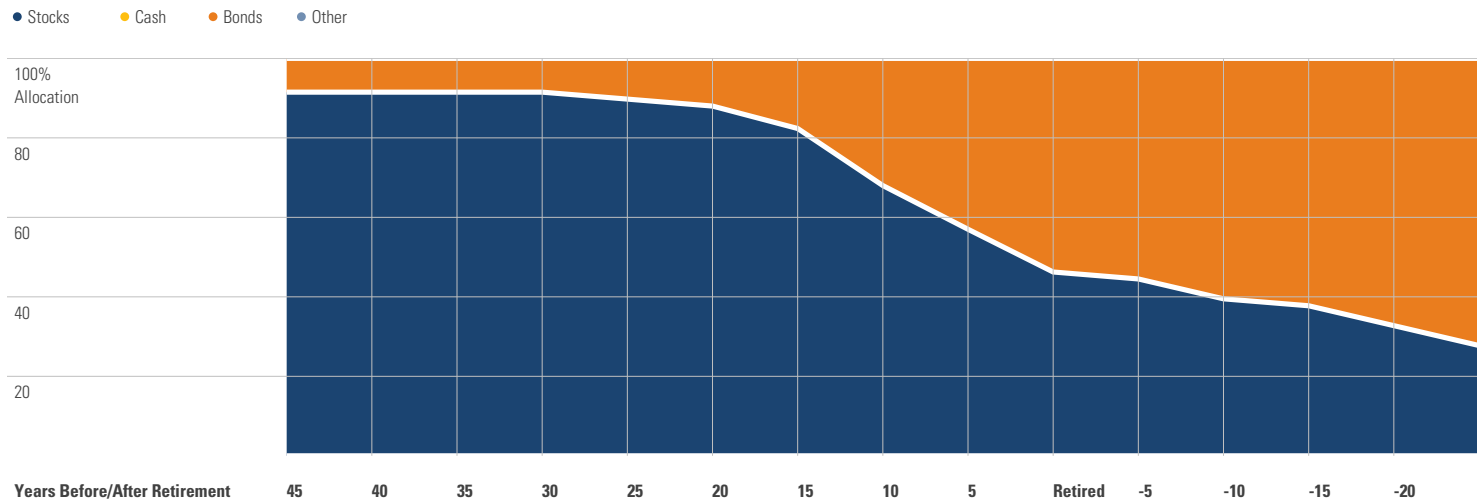
Fixed Income Funds

	Category	Super Sectors %				Avg Eff Duration	Credit Quality %			
		US Govt Debt	Mtg	US Credit	Non US		Inv Grade	Below Inv Grade	NR/NA	
1	BlackRock High Yield Bond Instl	High Yield Bond	0.04	0.00	85.01	0.00	1.45	3.29	93.68	3.02
2	BlackRock Inflation Protected Bond Instl	Inflation-Protected Bond	95.96	0.00	1.91	0.00	6.91	98.70	0.15	1.15
3	Metropolitan West Total Return Bd I	Intermediate-Term Bond	33.34	24.86	24.94	0.00	6.29	94.04	5.95	0.01
4	PIMCO Income I2	Multisector Bond	53.76	6.54	15.92	0.00	1.74	81.00	19.00	0.00
5	PIMCO Short-Term I2	Ultrashort Bond	37.43	2.57	29.41	0.00	0.26	91.00	9.00	0.00
6	PIMCO International Bond (USD-Hdg) I-2	World Bond	64.24	3.07	7.24	0.00	7.02	93.00	7.00	0.00

SEACREST SERVICES INC 401K PROFIT

Target Date Analysis (Data as of 12-31-2021)

Target Date Allocation



Target Date Portfolio Data

Asset Allocation %

	Total Stock	US Stock	Non-US Stock	Total Bond	Infl Prot Bond	HY Bond	Cash	Other	Avg Mkt Cap \$M
American Funds 2010 Trgt Date Retire R6	40.78	30.11	10.67	50.82	14.68	3.76	6.84	1.56	113.70
American Funds 2015 Trgt Date Retire R6	43.91	32.31	11.60	47.80	15.96	4.95	6.77	1.50	116.06
American Funds 2020 Trgt Date Retire R6	46.33	33.72	12.61	45.44	16.55	4.74	6.82	1.41	117.07
American Funds 2025 Trgt Date Retire R6	53.23	38.39	14.84	38.92	16.78	2.29	6.62	1.24	113.81
American Funds 2030 Trgt Date Retire R6	62.59	45.02	17.57	30.01	17.00	0.76	6.30	1.12	108.72
American Funds 2035 Trgt Date Retire R6	74.85	53.22	21.63	18.70	17.90	0.46	5.42	1.03	103.23
American Funds 2040 Trgt Date Retire R6	83.52	58.58	24.94	10.78	14.34	0.30	4.67	1.02	99.37
American Funds 2045 Trgt Date Retire R6	85.96	60.07	25.89	8.59	10.53	0.22	4.48	0.98	97.97
American Funds 2050 Trgt Date Retire R6	86.84	60.44	26.40	7.86	10.58	0.12	4.43	0.86	96.63
American Funds 2055 Trgt Date Retire R6	87.25	60.49	26.76	7.57	10.60	0.08	4.37	0.82	94.48
American Funds 2060 Trgt Date Retire R6	87.20	60.44	26.76	7.64	10.69	0.08	4.35	0.82	93.63
American Funds 2065 Trgt Date Retire R6	87.21	60.41	26.80	7.63	10.64	0.08	4.35	0.82	93.65