

































































STATE VOICES 401K PROFIT SHARING

Screens Summary (Data as of 12-31-2021)

 Fund Removed from Approved List  Fund on Watch List

Name	Ticker	Asset Class	Trailing Performance and Risk							Management Style			Expense		ESG Metrics			
			1 Yr	3 Yr	5 Yr	10 Yr	Pass/ Fail	Std Dev 3 Yr %	Beta 3 Yr %	Tenure	Pass/ Fail	Style Box	Pass/ Fail	Exp Ratio	Pass/ Fail	Sustain. Rating <i>Updated</i>	Commit. Level <i>Updated</i>	Carbon Risk <i>Updated</i>
US Stock																		
Neuberger Berman Sustainable Eq R6 <i>percentile rank</i> <i># of funds in category</i>	NRSRX	Large Blend	23.73 80 1,394	23.19 66 1,256	15.98 67 1,121	- - 831		17.59	0.99	18.05				0.57		5	-	Low Risk
Vanguard 500 Index Admiral <i>percentile rank</i> <i># of funds in category</i>	VFIAX	Large Blend Index	28.66 23 1,394	26.03 24 1,256	18.43 18 1,121	16.51 11 831		17.42	1.00	5.68				0.04		3	1-Low	Low Risk
Vanguard Growth Index Admiral <i>percentile rank</i> <i># of funds in category</i>	VIGAX	Large Growth	27.26 19 1,241	34.78 11 1,120	24.77 27 1,020	19.29 19 772		18.52	1.00	27.02				0.05		4	1-Low	Low Risk
Vanguard Value Index Adm <i>percentile rank</i> <i># of funds in category</i>	VVIAX	Large Value	26.49 44 1,212	17.64 51 1,148	12.52 35 1,041	13.74 16 759		18.34	0.94	27.02				0.05		2	1-Low	Low Risk
Vanguard Mid-Cap Growth Index Admiral <i>percentile rank</i> <i># of funds in category</i>	VMGMX	Mid-Cap Growth	20.48 19 591	29.44 31 541	20.05 39 494	16.45 33 383		19.93	0.96	8.86				0.07		4	1-Low	Low Risk
Vanguard Mid-Cap Value Index Admiral <i>percentile rank</i> <i># of funds in category</i>	VMVAX	Mid-Cap Value	28.76 53 415	19.11 50 393	11.61 24 353	13.57 13 267		21.92	0.98	15.38				0.07		4	1-Low	Medium Risk
Vanguard Small Cap Growth Index Admiral <i>percentile rank</i> <i># of funds in category</i>	VSGAX	Small Growth	5.70 69 617	23.82 59 582	16.90 56 520	14.83 59 394		22.36	0.94	17.01				0.07		4	1-Low	Low Risk
Vanguard Small Cap Value Index Admiral <i>percentile rank</i> <i># of funds in category</i>	VSIAX	Small Value	28.09 68 447	18.51 45 419	10.31 23 393	13.30 14 301		24.66	0.96	5.68				0.07		4	1-Low	Medium Risk
Non-US Stock																		
Vanguard Emerging Mkts Stock Idx Adm <i>percentile rank</i> <i># of funds in category</i>	VEMAX	Diversified Emerging Mkts	0.86 42 794	11.82 45 721	9.43 53 616	5.36 54 344		18.13	0.96	13.35				0.14		2	1-Low	Medium Risk
American Funds Europacific Growth R6 <i>percentile rank</i> <i># of funds in category</i>	REGX	Foreign Large Growth	2.84 80 452	17.95 70 387	12.87 67 333	10.01 47 225		17.88	0.99	20.60				0.46		2	1-Low	Low Risk
Vanguard International Growth Adm <i>percentile rank</i> <i># of funds in category</i>	VWILX	Foreign Large Growth	-0.74 89 452	27.75 4 387	21.14 3 333	13.96 4 225		20.05	0.97	18.91				0.32		3	-	Low Risk
Vanguard International Value Inv <i>percentile rank</i> <i># of funds in category</i>	VTRIX	Foreign Large Value	7.97 87 350	12.31 19 326	9.16 4 286	7.57 16 180		19.55	1.11	11.60				0.35		2	-	Medium Risk
Vanguard Total World Stock Index Admiral <i>percentile rank</i> <i># of funds in category</i>	VTWAX	World Stock	18.19 58 328	- - 284	- - 237	- - 145		-	-	8.86		-		0.10		2	1-Low	Low Risk

STATE VOICES 401K PROFIT SHARING

Screens Summary (Data as of 12-31-2021)

🔴 Fund Removed from Approved List 🟡 Fund on Watch List

Name	Ticker	Asset Class	Trailing Performance and Risk				Management			Style		Expense		ESG Metrics				
			1 Yr	3 Yr	5 Yr	10 Yr	Pass/ Fail	Std Dev 3 Yr %	Beta 3 Yr %	Tenure	Pass/ Fail	Style Box	Pass/ Fail	Exp Ratio	Pass/ Fail	Sustain. Rating	Commit. Level	Carbon Risk
Alternative																		
DWS Enhanced Commodity Strategy R6	SKRRX	Commodities Broad Basket	29.91	9.49	3.35	-	✔	14.46	0.92	11.76	✔	-	✔	0.89	✔	2	-	-
<i>percentile rank</i>			47	72	77	-												
<i># of funds in category</i>			114	109	86	55									12-31-2021	-	-	
Vanguard Real Estate Index Admiral	VGSLX	Real Estate	40.40	19.95	11.24	11.51	✔	18.85	0.94	25.65	✔	-	✔	0.12	✔	3	1-Low	Medium Risk
<i>percentile rank</i>			59	42	49	31												
<i># of funds in category</i>			255	235	202	151									12-31-2021	02-15-2022	12-31-2021	
Fixed Income																		
Baird Core Plus Bond Inst	BCOIX	Core Plus Bond	-1.02	5.85	4.30	3.93	✔	4.17	1.09	21.27	✔	-	-	0.30	✔	3	1-Low	-
<i>percentile rank</i>			60	35	30	28												
<i># of funds in category</i>			606	570	496	354									12-31-2021	02-15-2022	-	
Vanguard High-Yield Corporate Adm	VWEAX	High Yield Bond	3.78	8.23	5.70	6.15	✔	8.13	0.86	13.89	✔	-	-	0.13	✔	-	-	-
<i>percentile rank</i>			72	38	33	37												
<i># of funds in category</i>			680	636	560	373												
Vanguard Inflation-Protected Secs Adm	VAIPX	Inflation-Protected Bond	5.68	8.24	5.18	2.98	✔	3.69	0.94	10.38	✔	-	-	0.10	✔	3	-	-
<i>percentile rank</i>			33	35	33	24												
<i># of funds in category</i>			210	203	180	125									12-31-2021	-	-	
Vanguard Total Bond Market Index Adm	VBTLX	Intermediate-Term Bond	-1.67	4.82	3.58	2.86	✔	3.60	1.06	8.86	✔	🏠	-	0.05	✔	3	1-Low	-
<i>percentile rank</i>			52	46	42	55												
<i># of funds in category</i>			426	389	351	256									12-31-2021	02-15-2022	-	
Lincoln Stable Value Account -LNGPA		Stable Value	-	-	-	-	-	-	-	38.69	✔	-	-	-	-	-	-	-
<i>percentile rank</i>			-	-	-	-												
<i># of funds in category</i>			41	-	-	-												
Vanguard Ultra-Short-Term Bond Admiral	VUSFX	Ultrashort Bond	0.18	1.88	1.82	-	✔	0.98	0.12	4.93	✔	-	-	0.10	✔	3	-	-
<i>percentile rank</i>			38	26	24	-												
<i># of funds in category</i>			239	214	175	94									12-31-2021	-	-	
AB Global Bond Z	ANAZX	World Bond	-0.60	3.99	3.09	-	✔	4.53	0.91	16.35	✔	-	-	0.50	✔	3	-	-
<i>percentile rank</i>			12	58	63	-												
<i># of funds in category</i>			125	110	81	48									12-31-2021	-	-	
Balanced																		
Vanguard LifeStrategy Cnsvr Gr Inv	VSCGX	Target Risk	6.05	11.01	8.05	7.09	✔	7.46	1.01	27.27	✔	-	✔	0.12	✔	3	1-Low	-
<i>percentile rank</i>			85	48	31	33												
<i># of funds in category</i>			504	466	428	284									12-31-2021	02-15-2022	-	
Vanguard LifeStrategy Growth Inv	VASGX	Target Risk	14.35	17.58	12.53	11.12	✔	14.06	1.03	27.27	✔	-	✔	0.14	✔	3	1-Low	Low Risk
<i>percentile rank</i>			70	37	22	25												
<i># of funds in category</i>			321	294	265	196									12-31-2021	02-15-2022	12-31-2021	
Vanguard LifeStrategy Income Inv	VASIX	Target Risk	1.92	7.61	5.70	4.98	✔	4.63	0.97	27.27	✔	-	✔	0.11	✔	4	1-Low	-
<i>percentile rank</i>			90	61	39	47												
<i># of funds in category</i>			195	182	168	110									12-31-2021	02-15-2022	-	

STATE VOICES 401K PROFIT SHARING

Screens Summary (Data as of 12-31-2021)

⊖ Fund Removed from Approved List
 ! Fund on Watch List

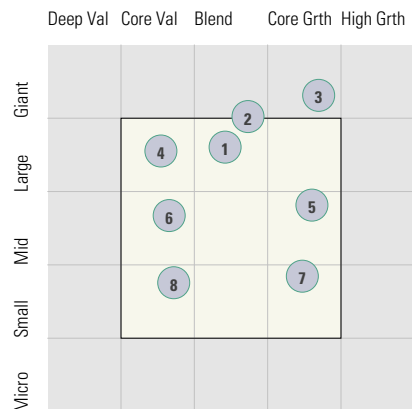
Name	Ticker	Asset Class	Trailing Performance and Risk				Management			Style		Expense		ESG Metrics				
			1 Yr	3 Yr	5 Yr	10 Yr	Pass/ Fail	Std Dev 3 Yr %	Beta 3 Yr %	Tenure	Pass/ Fail	Style Box	Pass/ Fail	Exp Ratio	Pass/ Fail	Sustain. Rating	Commit. Level	Carbon Risk
Vanguard LifeStrategy Moderate Gr Inv	VSMGX	Target Risk	10.08	14.28	10.30	9.12	✔	10.70	0.99	27.27	✔	—	✔	0.13	✔	3	1-Low	Low Risk
<i>percentile rank</i>			<i>88</i>	<i>62</i>	<i>52</i>	<i>58</i>												
<i># of funds in category</i>			<i>711</i>	<i>666</i>	<i>602</i>	<i>434</i>												
																Updated	Updated	Updated
																12-31-2021	02-15-2022	12-31-2021

STATE VOICES 401K PROFIT SHARING

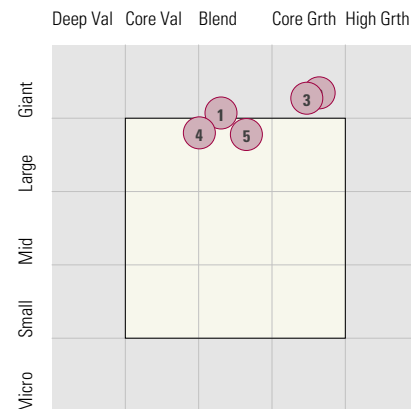
Style Analysis (Data as of 12-31-2021)

Style Analysis

Morningstar Style Box US Stock



Morningstar Style Box Non-US Stock



US Stock Funds

	Category	Super Sectors %			Asset Allocation %			Avg Mkt Cap M\$	
		Cyclical	Defensive	Sensitive	Cash	US Stock	Foreign		
1	Neuberger Berman Sustainable Eq R6	Large Blend	27.28	22.67	50.04	1.18	86.89	11.93	101.74
2	Vanguard 500 Index Admiral	Large Blend Index	30.22	22.16	47.62	0.47	98.51	1.02	230.90
3	Vanguard Growth Index Admiral	Large Growth	28.56	10.08	61.37	0.34	98.76	0.90	373.48
4	Vanguard Value Index Adm	Large Value	31.35	36.90	31.75	0.12	99.09	0.79	105.80
5	Vanguard Mid-Cap Growth Index Admiral	Mid-Cap Growth	24.32	18.25	57.44	0.49	98.59	0.92	30.85
6	Vanguard Mid-Cap Value Index Admiral	Mid-Cap Value	47.19	23.69	29.11	1.05	96.91	2.04	23.93
7	Vanguard Small Cap Growth Index Admiral	Small Growth	28.18	24.76	47.06	1.57	97.72	0.72	6.32
8	Vanguard Small Cap Value Index Admiral	Small Value	51.47	13.98	34.56	0.31	99.00	0.68	5.77

Non-US Stock Funds

	Category	Super Sectors %			Regional Exposure %			Market Maturity %			
		Cyclical	Defensive	Sensitive	Americas	Greater Asia	Greater Europe	Developed	EM%	Avg Mkt Cap M\$	
1	Vanguard Emerging Mkts Stock Idx Adm	Diversified Emerging Mkts	44.59	13.54	41.87	8.05	77.33	14.62	23.32	76.68	26.56
2	Vanguard International Growth Adm	Foreign Large Growth	38.32	24.20	37.48	19.97	29.65	50.39	80.21	19.79	86.57
3	American Funds Europacific Growth R6	Foreign Large Growth	36.08	19.48	44.44	13.65	37.75	48.60	77.71	22.29	61.49
4	Vanguard International Value Inv	Foreign Large Value	47.64	14.43	37.93	11.26	35.90	52.83	82.09	17.91	32.77
5	Vanguard Total World Stock Index Admiral	World Stock	35.39	20.88	43.75	63.27	18.47	18.25	91.94	8.06	77.80

Fixed Income Funds

	Category	Super Sectors %				Avg Eff Duration	Credit Quality %			
		US Govt Debt	Mtg	US Credit	Non US		Inv Grade	Below Inv Grade	NR/NA	
1	Baird Core Plus Bond Inst	Core Plus Bond	22.35	13.87	54.52	0.00	6.54	95.80	4.00	0.20
2	Vanguard High-Yield Corporate Adm	High Yield Bond	3.74	0.00	87.37	0.00	3.80	10.17	87.61	2.22
3	Vanguard Inflation-Protected Secs Adm	Inflation-Protected Bond	99.84	0.00	0.00	0.00	7.50	99.85	0.00	0.15
4	Vanguard Total Bond Market Index Adm	Intermediate-Term Bond	46.92	20.64	28.71	0.00	6.84	99.97	0.01	0.02
5	Lincoln Stable Value Account -LNGPA	Stable Value	-	-	-	0.00	-	0.00	0.00	-
6	Vanguard Ultra-Short-Term Bond Admiral	Ultrashort Bond	12.98	0.37	76.85	0.00	0.98	95.20	0.34	4.46
7	AB Global Bond Z	World Bond	33.52	3.37	16.71	0.00	7.52	86.42	8.81	4.77