

SAGINAW CONTROL AND ENGINEERING INC

Screens Summary (Data as of 12-31-2021)

⊖ Fund Removed from Approved List ⚠ Fund on Watch List

Name	Ticker	Asset Class	Trailing Performance and Risk				Management			Style		Expense			
			1 Yr	3 Yr	5 Yr	10 Yr	Pass/ Fail	Std Dev 3 Yr %	Beta 3 Yr %	Tenure	Pass/ Fail	Style Box	Pass/ Fail	Exp Ratio	Pass/ Fail
US Stock															
American Funds Invmt Co of Amer R6 <i>percentile rank</i> <i># of funds in category</i>	RICGX	Large Blend	25.40 67 1,394	21.63 81 1,256	15.16 80 1,121	14.83 63 831	✔	16.24	0.92	29.85	✔	☐	✔	0.27	✔
State St Russell Lg Cap Gr® Indx NL Cl C <i>percentile rank</i> <i># of funds in category</i>		Large Growth	27.51 18 1,241	34.02 15 1,120	25.24 20 1,020	19.74 14 772	✔	18.41	1.00	22.52	✔	☐	✔	0.04	✔
State St Russell Lg Cp Val® Indx NL Cl C <i>percentile rank</i> <i># of funds in category</i>		Large Value	25.13 61 1,212	17.72 50 1,148	11.22 57 1,041	12.99 35 759	✔	19.29	1.00	22.86	✔	☐	✔	0.04	✔
⚠ ClearBridge Mid Cap IS <i>percentile rank</i> <i># of funds in category</i>	LSIRX	Mid-Cap Blend	29.02 15 392	26.13 6 361	14.71 21 314	14.68 16 207	✔	20.88	0.99	16.65	✔	☐	✖	0.75	✔
State St Russell Sm Cap® Gr Indx NL Cl C <i>percentile rank</i> <i># of funds in category</i>		Small Growth	2.73 82 617	20.96 83 582	14.34 79 520	14.02 75 394	✔	23.40	1.00	12.33	✔	☐	✔	0.05	✔
State St Russell Sm Cp® Val Indx NL Cl C <i>percentile rank</i> <i># of funds in category</i>		Small Value	28.08 68 447	18.06 55 419	9.15 44 393	12.03 38 301	✔	25.14	0.99	12.33	✔	☐	✔	0.05	✔
Non-US Stock															
Vanguard Emerging Mkts Stock Idx Adm <i>percentile rank</i> <i># of funds in category</i>	VEMAX	Diversified Emerging Mkts	0.86 42 794	11.82 45 721	9.43 53 616	5.36 54 344	✔	18.13	0.96	13.35	✔	☐	✔	0.14	✔
Vanguard Developed Markets Index Admiral <i>percentile rank</i> <i># of funds in category</i>	VTMGX	Foreign Large Blend Index	11.43 34 771	14.46 33 704	10.15 28 607	8.51 24 415	✔	17.89	1.03	8.86	✔	☐	✔	0.07	✔
American Funds Europacific Growth R6 <i>percentile rank</i> <i># of funds in category</i>	REGX	Foreign Large Growth	2.84 80 452	17.95 70 387	12.87 67 333	10.01 47 225	✔	17.88	0.99	20.60	✔	☐	✔	0.46	✔
Alternative															
Vanguard Real Estate Index Admiral <i>percentile rank</i> <i># of funds in category</i>	VGSLX	Real Estate	40.40 59 255	19.95 42 235	11.24 49 202	11.51 31 151	✔	18.85	0.94	25.65	✔	—	✔	0.12	✔
Fixed Income															
Western Asset Core Plus Bond IS <i>percentile rank</i> <i># of funds in category</i>	WAPSX	Core Plus Bond	-1.87 90 606	6.47 13 570	4.94 8 496	4.57 10 354	✔	5.38	1.25	15.01	✔	—	—	0.42	✔

SAGINAW CONTROL AND ENGINEERING INC

Screens Summary (Data as of 12-31-2021)

⊖ Fund Removed from Approved List ⚠ Fund on Watch List

Name	Ticker	Asset Class	Trailing Performance and Risk				Management			Style		Expense			
			1 Yr	3 Yr	5 Yr	10 Yr	Pass/ Fail	Std Dev 3 Yr %	Beta 3 Yr %	Tenure	Pass/ Fail	Style Box	Pass/ Fail	Exp Ratio	Pass/ Fail
Vanguard Inflation-Protected Secs Adm <i>percentile rank</i> <i># of funds in category</i>	VAIPX	Inflation-Protected Bond	5.68 33 210	8.24 35 203	5.18 33 180	2.98 24 125	✔	3.69	0.94	10.38	✔	—	—	0.10	✔
Western Asset Core Bond IS <i>percentile rank</i> <i># of funds in category</i>	WACSX	Intermediate-Term Bond	-1.80 64 426	5.81 8 389	4.37 4 351	3.98 5 256	✔	4.20	1.10	15.02	✔	☐	—	0.43	✔
Lincoln Stable Value Account -LNGPA <i>percentile rank</i> <i># of funds in category</i>		Stable Value	— — 41	— — —	— — —	— — —	—	—	—	38.69	✔	—	—	—	—
Federated Hermes Govt Ultrashort R6 <i>percentile rank</i> <i># of funds in category</i>	FGULX	Ultrashort Bond	0.06 53 239	1.20 73 214	1.32 72 175	— — 94	✔	0.54	0.05	24.49	✔	—	—	0.24	✔

Target Date

American Funds 2010 Trgt Date Retire R6 <i>percentile rank</i> <i># of funds in category</i>	RFTTX	Target Date	9.32 1 121	10.80 39 116	7.93 21 78	7.56 5 53	✔	6.99	0.90	10.01	✔	—	✖	0.28	✔
American Funds 2015 Trgt Date Retire R6 <i>percentile rank</i> <i># of funds in category</i>	RFJTX	Target Date	10.27 1 123	11.70 39 118	8.55 29 89	8.29 3 45	✔	7.70	0.90	10.01	✔	—	✖	0.29	✔
American Funds 2020 Trgt Date Retire R6 <i>percentile rank</i> <i># of funds in category</i>	RRCTX	Target Date	10.64 4 172	12.38 50 161	9.29 29 127	9.12 5 65	✔	8.06	0.86	10.01	✔	—	✔	0.30	✔
American Funds 2025 Trgt Date Retire R6 <i>percentile rank</i> <i># of funds in category</i>	RFDTX	Target Date	11.44 17 222	14.29 31 205	10.69 11 169	10.55 1 89	✔	9.41	0.89	10.01	✔	—	✔	0.31	✔
American Funds 2030 Trgt Date Retire R6 <i>percentile rank</i> <i># of funds in category</i>	RFETX	Target Date	13.16 16 223	16.09 29 204	12.16 4 169	11.65 1 94	✔	11.12	0.91	10.01	✔	—	✔	0.33	✔
American Funds 2035 Trgt Date Retire R6 <i>percentile rank</i> <i># of funds in category</i>	RFFTX	Target Date	15.54 11 215	18.75 4 202	13.97 1 166	12.63 1 86	✔	13.41	0.96	10.01	✔	—	✔	0.35	✔
American Funds 2040 Trgt Date Retire R6 <i>percentile rank</i> <i># of funds in category</i>	RFGTX	Target Date	16.83 16 217	19.96 4 204	14.75 1 169	13.09 1 94	✔	14.51	0.93	10.01	✔	—	✖	0.36	✔
American Funds 2045 Trgt Date Retire R6 <i>percentile rank</i> <i># of funds in category</i>	RFHTX	Target Date	17.18 35 215	20.32 6 202	15.02 1 166	13.25 1 85	✔	14.83	0.90	10.01	✔	—	✖	0.37	✔
American Funds 2050 Trgt Date Retire R6 <i>percentile rank</i> <i># of funds in category</i>	RFITX	Target Date	17.27 43 217	20.53 1 204	15.17 1 169	13.33 1 86	✔	15.05	0.89	10.01	✔	—	✖	0.37	✔
American Funds 2055 Trgt Date Retire R6 <i>percentile rank</i> <i># of funds in category</i>	RFKTX	Target Date	17.28 48 215	20.54 5 202	15.17 1 164	13.32 1 65	✔	15.05	0.89	10.01	✔	—	✖	0.38	✔

SAGINAW CONTROL AND ENGINEERING INC

Screens Summary (Data as of 12-31-2021)

Fund Removed from Approved List

Fund on Watch List

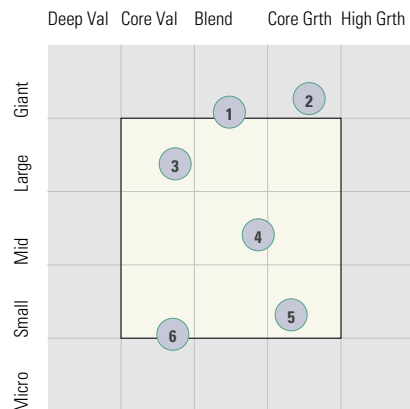
Name	Ticker	Asset Class	Trailing Performance and Risk				Management			Style		Expense			
			1 Yr	3 Yr	5 Yr	10 Yr	Pass/ Fail	Std Dev 3 Yr %	Beta 3 Yr %	Tenure	Pass/ Fail	Style Box	Pass/ Fail	Exp Ratio	Pass/ Fail
American Funds 2060 Trgt Date Retire R6	RFUTX	Target Date	17.19	20.51	15.13	—		15.03	1.36	6.77		—		0.38	
<i>percentile rank</i>			<i>56</i>	<i>9</i>	<i>1</i>	—									
<i># of funds in category</i>			<i>209</i>	<i>189</i>	<i>140</i>	—									
American Funds 2065 Trgt Date Retire R6	RFVTX	Target Date	17.32	—	—	—	—	—	—	2.00		—		0.38	
<i>percentile rank</i>			<i>50</i>	—	—	—									
<i># of funds in category</i>			<i>135</i>	<i>17</i>	—	—									
Balanced															
Vanguard LifeStrategy Cnsvr Gr Inv	VSCGX	Target Risk	6.05	11.01	8.05	7.09		7.46	1.01	27.27		—		0.12	
<i>percentile rank</i>			<i>85</i>	<i>48</i>	<i>31</i>	<i>33</i>									
<i># of funds in category</i>			<i>504</i>	<i>466</i>	<i>428</i>	<i>284</i>									
Vanguard LifeStrategy Growth Inv	VASGX	Target Risk	14.35	17.58	12.53	11.12		14.06	1.03	27.27		—		0.14	
<i>percentile rank</i>			<i>70</i>	<i>37</i>	<i>22</i>	<i>25</i>									
<i># of funds in category</i>			<i>321</i>	<i>294</i>	<i>265</i>	<i>196</i>									
Vanguard LifeStrategy Income Inv	VASIX	Target Risk	1.92	7.61	5.70	4.98		4.63	0.97	27.27		—		0.11	
<i>percentile rank</i>			<i>90</i>	<i>61</i>	<i>39</i>	<i>47</i>									
<i># of funds in category</i>			<i>195</i>	<i>182</i>	<i>168</i>	<i>110</i>									
Vanguard LifeStrategy Moderate Gr Inv	VSMGX	Target Risk	10.08	14.28	10.30	9.12		10.70	0.99	27.27		—		0.13	
<i>percentile rank</i>			<i>88</i>	<i>62</i>	<i>52</i>	<i>58</i>									
<i># of funds in category</i>			<i>711</i>	<i>666</i>	<i>602</i>	<i>434</i>									

SAGINAW CONTROL AND ENGINEERING INC

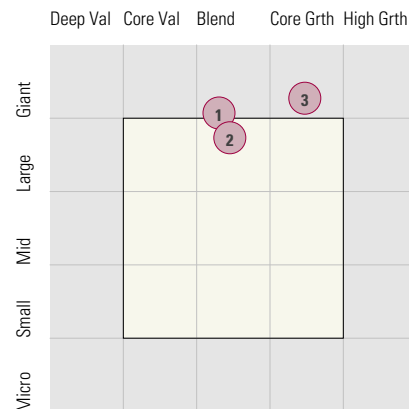
Style Analysis (Data as of 12-31-2021)

Style Analysis

Morningstar Style Box US Stock



Morningstar Style Box Non-US Stock



US Stock Funds

Fund	Category	Super Sectors %			Asset Allocation %			Avg Mkt Cap M\$
		Cyclical	Defensive	Sensitive	Cash	US Stock	Foreign	
1 American Funds Invmt Co of Amer R6	Large Blend	27.27	21.95	50.78	2.99	86.50	9.84	223.15
2 State St Russell Lg Cap Gr® Indx NL CI C	Large Growth	27.10	12.97	59.93	0.58	99.28	0.14	351.02
3 State St Russell Lg Cp Val® Indx NL CI C	Large Value	34.75	31.05	34.20	0.68	98.14	1.17	78.52
4 ClearBridge Mid Cap IS	Mid-Cap Blend	37.34	20.05	42.61	2.74	93.31	3.96	15.04
5 State St Russell Sm Cap® Gr Indx NL CI C	Small Growth	25.55	29.85	44.61	0.95	97.52	1.53	3.18
6 State St Russell Sm Cp® Val Indx NL CI C	Small Value	50.48	19.21	30.30	0.72	98.24	1.05	2.32

Non-US Stock Funds

Fund	Category	Super Sectors %			Regional Exposure %			Market Maturity %		
		Cyclical	Defensive	Sensitive	Americas	Greater Asia	Greater Europe	Developed	EM%	Avg Mkt Cap M\$
1 Vanguard Emerging Mkts Stock Idx Adm	Diversified Emerging Mkts	44.59	13.54	41.87	8.05	77.33	14.62	23.32	76.68	26.56
2 Vanguard Developed Markets Index Admiral	Foreign Large Blend Index	40.39	22.20	37.42	10.54	35.47	53.99	99.21	0.79	31.48
3 American Funds Europacific Growth R6	Foreign Large Growth	36.08	19.48	44.44	13.65	37.75	48.60	77.71	22.29	61.49

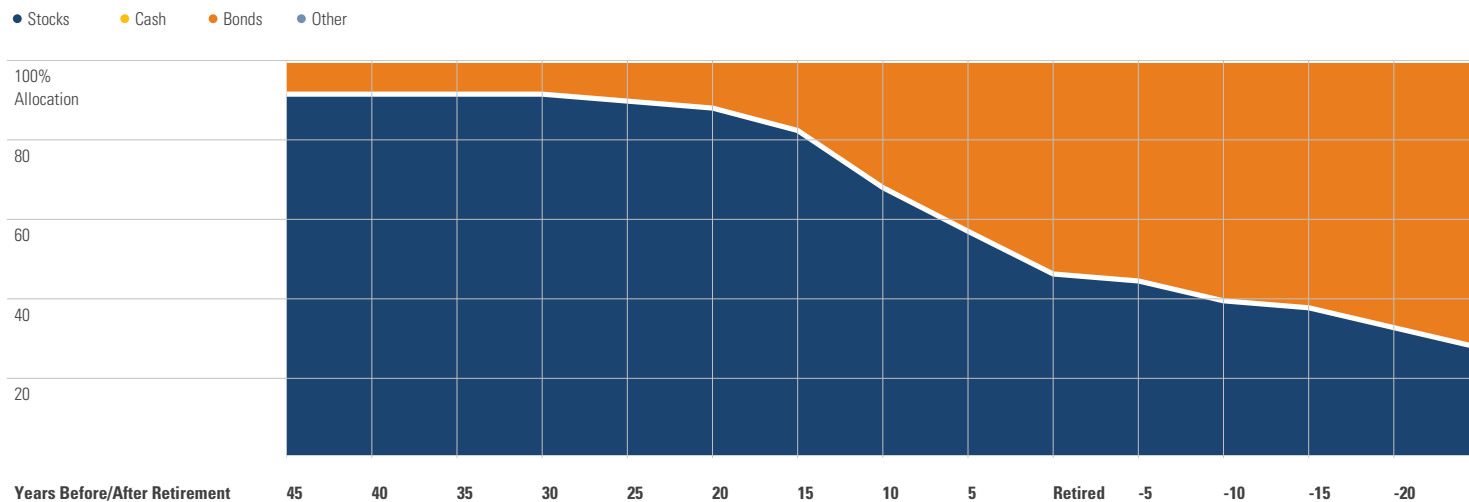
Fixed Income Funds

Fund	Category	Super Sectors %				Other Stats		Credit Quality %		
		US Govt Debt	Mtg	US Credit	Non US	Avg Eff Duration	Inv Grade	Below Inv Grade	NR/NA	
1 Western Asset Core Plus Bond IS	Core Plus Bond	31.04	11.38	28.84	0.00	6.80	81.89	12.64	5.47	
2 Vanguard Inflation-Protected Secs Adm	Inflation-Protected Bond	97.81	0.00	0.00	0.00	7.70	97.79	0.00	2.21	
3 Western Asset Core Bond IS	Intermediate-Term Bond	34.91	18.09	40.48	0.00	6.83	95.07	1.13	3.80	
4 Lincoln Stable Value Account -LNGPA	Stable Value	-	-	-	0.00	-	0.00	0.00	-	
5 Federated Hermes Govt Ultrashort R6	Ultrashort Bond	12.75	49.06	0.00	0.00	0.40	100.00	0.00	0.00	

SAGINAW CONTROL AND ENGINEERING INC

Target Date Analysis (Data as of 12-31-2021)

Target Date Allocation



Target Date Portfolio Data

	Asset Allocation %								
	Total Stock	US Stock	Non-US Stock	Total Bond	Infl Prot Bond	HY Bond	Cash	Other	Avg Mkt Cap \$M
American Funds 2010 Trgt Date Retire R6	40.78	30.11	10.67	50.82	14.68	3.76	6.84	1.56	113.70
American Funds 2015 Trgt Date Retire R6	43.91	32.31	11.60	47.80	15.96	4.95	6.77	1.50	116.06
American Funds 2020 Trgt Date Retire R6	46.33	33.72	12.61	45.44	16.55	4.74	6.82	1.41	117.07
American Funds 2025 Trgt Date Retire R6	53.23	38.39	14.84	38.92	16.78	2.29	6.62	1.24	113.81
American Funds 2030 Trgt Date Retire R6	62.59	45.02	17.57	30.01	17.00	0.76	6.30	1.12	108.72
American Funds 2035 Trgt Date Retire R6	74.85	53.22	21.63	18.70	17.90	0.46	5.42	1.03	103.23
American Funds 2040 Trgt Date Retire R6	83.52	58.58	24.94	10.78	14.34	0.30	4.67	1.02	99.37
American Funds 2045 Trgt Date Retire R6	85.96	60.07	25.89	8.59	10.53	0.22	4.48	0.98	97.97
American Funds 2050 Trgt Date Retire R6	86.84	60.44	26.40	7.86	10.58	0.12	4.43	0.86	96.63
American Funds 2055 Trgt Date Retire R6	87.25	60.49	26.76	7.57	10.60	0.08	4.37	0.82	94.48
American Funds 2060 Trgt Date Retire R6	87.20	60.44	26.76	7.64	10.69	0.08	4.35	0.82	93.63
American Funds 2065 Trgt Date Retire R6	87.21	60.41	26.80	7.63	10.64	0.08	4.35	0.82	93.65