

TFG 401K SAVINGS PLAN

Screens Summary (Data as of 12-31-2021)

⊖ Fund Removed from Approved List ⚠ Fund on Watch List
















| Name | Ticker | Asset Class | Trailing Performance and Risk | | | | Management | | | Style | | Expense | | | | |
|--|--------|---------------------------|-------------------------------|-------|-------|-------|---------------|-------------------|----------------|--------|---------------|--------------|---------------|--------------|---------------|--|
| | | | 1 Yr | 3 Yr | 5 Yr | 10 Yr | Pass/ Fail | Std Dev 3 Yr % | Beta 3 Yr % | Tenure | Pass/ Fail | Style Box | Pass/ Fail | Exp Ratio | Pass/ Fail | |
| US Stock | | | | | | | | | | | | | | | | |
| Vanguard 500 Index Admiral | VFIAX | Large Blend Index | 28.66 | 26.03 | 18.43 | 16.51 | ✔ | 17.42 | 1.00 | 5.68 | ✔ | ☐ | ✔ | 0.04 | ✔ | |
| <i>percentile rank</i> | | | 23 | 24 | 18 | 11 | | | | | | | | | | |
| <i># of funds in category</i> | | | 1,394 | 1,256 | 1,121 | 831 | | | | | | | | | | |
| American Funds Growth Fund of Amer R6 | RGAGX | Large Growth | 19.69 | 28.61 | 21.26 | 18.31 | ✔ | 18.09 | 0.95 | 28.18 | ✔ | ☐ | ✔ | 0.30 | ✔ | |
| <i>percentile rank</i> | | | 64 | 60 | 62 | 39 | | | | | | | | | | |
| <i># of funds in category</i> | | | 1,241 | 1,120 | 1,020 | 772 | | | | | | | | | | |
| MFS Value R6 | MEIKX | Large Value | 25.55 | 19.36 | 12.58 | 13.69 | ✔ | 17.69 | 0.91 | 15.60 | ✔ | ☐ | ✔ | 0.45 | ✔ | |
| <i>percentile rank</i> | | | 57 | 29 | 34 | 17 | | | | | | | | | | |
| <i># of funds in category</i> | | | 1,212 | 1,148 | 1,041 | 759 | | | | | | | | | | |
| ⚠ ClearBridge Mid Cap IS | LSIRX | Mid-Cap Blend | 29.02 | 26.13 | 14.71 | 14.68 | ✔ | 20.88 | 0.99 | 16.65 | ✔ | ☐ | ✖ | 0.75 | ✔ | |
| <i>percentile rank</i> | | | 15 | 6 | 21 | 16 | | | | | | | | | | |
| <i># of funds in category</i> | | | 392 | 361 | 314 | 207 | | | | | | | | | | |
| Vanguard Small Cap Growth Index Admiral | VSGAX | Small Growth | 5.70 | 23.82 | 16.90 | 14.83 | ✔ | 22.36 | 0.94 | 17.01 | ✔ | ☐ | ✖ | 0.07 | ✔ | |
| <i>percentile rank</i> | | | 69 | 59 | 56 | 59 | | | | | | | | | | |
| <i># of funds in category</i> | | | 617 | 582 | 520 | 394 | | | | | | | | | | |
| JPMorgan Small Cap Value R6 | JSVUX | Small Value | 33.00 | 19.08 | 8.51 | 12.09 | ✔ | 25.19 | 0.99 | 11.17 | ✔ | ☐ | ✔ | 0.76 | ✔ | |
| <i>percentile rank</i> | | | 40 | 36 | 54 | 35 | | | | | | | | | | |
| <i># of funds in category</i> | | | 447 | 419 | 393 | 301 | | | | | | | | | | |
| Non-US Stock | | | | | | | | | | | | | | | | |
| American Funds New World R6 | RNWXG | Diversified Emerging Mkts | 5.13 | 19.03 | 14.59 | 9.58 | ✔ | 17.60 | 0.88 | 22.56 | ✔ | ☐ | ✔ | 0.57 | ✔ | |
| <i>percentile rank</i> | | | 27 | 9 | 8 | 3 | | | | | | | | | | |
| <i># of funds in category</i> | | | 794 | 721 | 616 | 344 | | | | | | | | | | |
| American Funds Intl Gr and Inc R6 | RIGGX | Foreign Large Blend | 10.12 | 14.97 | 10.55 | 7.90 | ✔ | 18.84 | 1.09 | 13.26 | ✔ | ☐ | ✔ | 0.54 | ✔ | |
| <i>percentile rank</i> | | | 54 | 27 | 21 | 49 | | | | | | | | | | |
| <i># of funds in category</i> | | | 771 | 704 | 607 | 415 | | | | | | | | | | |
| Vanguard Developed Markets Index Admiral | VTMGX | Foreign Large Blend Index | 11.43 | 14.46 | 10.15 | 8.51 | ✔ | 17.89 | 1.03 | 8.86 | ✔ | ☐ | ✔ | 0.07 | ✔ | |
| <i>percentile rank</i> | | | 34 | 33 | 28 | 24 | | | | | | | | | | |
| <i># of funds in category</i> | | | 771 | 704 | 607 | 415 | | | | | | | | | | |
| Alternative | | | | | | | | | | | | | | | | |
| Vanguard Real Estate Index Admiral | VGSLX | Real Estate | 40.40 | 19.95 | 11.24 | 11.51 | ✔ | 18.85 | 0.94 | 25.65 | ✔ | — | ✔ | 0.12 | ✔ | |
| <i>percentile rank</i> | | | 59 | 42 | 49 | 31 | | | | | | | | | | |
| <i># of funds in category</i> | | | 255 | 235 | 202 | 151 | | | | | | | | | | |
| Fixed Income | | | | | | | | | | | | | | | | |
| PIMCO Real Return Instl | PRRIX | Inflation-Protected Bond | 5.67 | 8.73 | 5.54 | 3.23 | ✔ | 4.05 | 1.02 | 2.98 | ✖ | — | — | 0.47 | ✔ | |
| <i>percentile rank</i> | | | 34 | 9 | 8 | 8 | | | | | | | | | | |
| <i># of funds in category</i> | | | 210 | 203 | 180 | 125 | | | | | | | | | | |

TFG 401K SAVINGS PLAN

Screens Summary (Data as of 12-31-2021)

 Fund Removed from Approved List

 Fund on Watch List

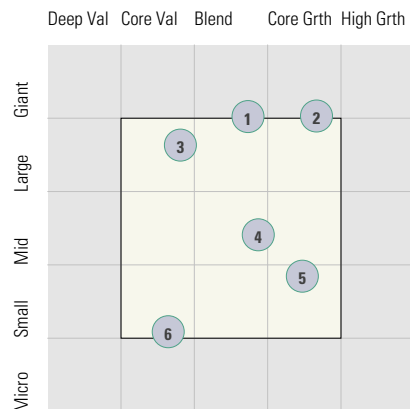
| Name | Ticker | Asset Class | Trailing Performance and Risk | | | | Management | | | Style | | Expense | | | | |
|-------------------------------------|--------|------------------------|-------------------------------|-------|-------|-------|---|-------------------|----------------|--------|---|---|---|--------------|---|--|
| | | | 1 Yr | 3 Yr | 5 Yr | 10 Yr | Pass/ Fail | Std Dev 3 Yr % | Beta 3 Yr % | Tenure | Pass/ Fail | Style Box | Pass/ Fail | Exp Ratio | Pass/ Fail | |
| Western Asset Core Bond IS | WACSX | Intermediate-Term Bond | -1.80 | 5.81 | 4.37 | 3.98 |  | 4.20 | 1.10 | 15.02 |  |  | — | 0.43 |  | |
| <i>percentile rank</i> | | | 64 | 8 | 4 | 5 | | | | | | | | | | |
| <i># of funds in category</i> | | | 426 | 389 | 351 | 256 | | | | | | | | | | |
| PIMCO Income Instl | PIMIX | Multisector Bond | 2.61 | 5.46 | 5.08 | 6.97 |  | 5.79 | 0.83 | 14.77 |  | — | — | 0.62 |  | |
| <i>percentile rank</i> | | | 45 | 58 | 25 | 1 | | | | | | | | | | |
| <i># of funds in category</i> | | | 339 | 277 | 238 | 134 | | | | | | | | | | |
| Lincoln Stable Value Account -LNGPA | | Stable Value | — | — | — | — | — | — | — | 38.69 |  | — | — | — | — | |
| <i>percentile rank</i> | | | — | — | — | — | | | | | | | | | | |
| <i># of funds in category</i> | | | 41 | — | — | — | | | | | | | | | | |
| Federated Hermes Govt Ultrashort R6 | FGULX | Ultrashort Bond | 0.06 | 1.20 | 1.32 | — |  | 0.54 | 0.05 | 24.49 |  | — | — | 0.24 |  | |
| <i>percentile rank</i> | | | 53 | 73 | 72 | — | | | | | | | | | | |
| <i># of funds in category</i> | | | 239 | 214 | 175 | 94 | | | | | | | | | | |
| Balanced | | | | | | | | | | | | | | | | |
| American Funds American Balanced R6 | RLBGX | Moderate Allocation | 16.11 | 15.58 | 11.78 | 11.47 |  | 10.34 | 0.95 | 23.01 |  | — |  | 0.26 |  | |
| <i>percentile rank</i> | | | 28 | 41 | 24 | 10 | | | | | | | | | | |
| <i># of funds in category</i> | | | 711 | 666 | 602 | 434 | | | | | | | | | | |

TFG 401K SAVINGS PLAN

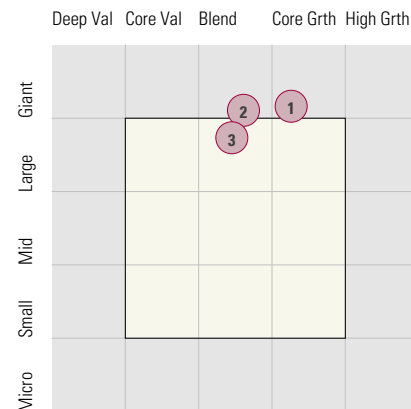
Style Analysis (Data as of 12-31-2021)

Style Analysis

Morningstar Style Box US Stock



Morningstar Style Box Non-US Stock



US Stock Funds

| Fund | Category | Super Sectors % | | | Asset Allocation % | | | Avg Mkt Cap M\$ |
|---|-------------------|-----------------|-----------|-----------|--------------------|----------|---------|-----------------|
| | | Cyclical | Defensive | Sensitive | Cash | US Stock | Foreign | |
| 1 Vanguard 500 Index Admiral | Large Blend Index | 30.22 | 22.16 | 47.62 | 0.47 | 98.51 | 1.02 | 230.90 |
| 2 American Funds Growth Fund of Amer R6 | Large Growth | 34.33 | 14.91 | 50.78 | 3.33 | 85.02 | 11.21 | 187.45 |
| 3 MFS Value R6 | Large Value | 35.22 | 32.34 | 32.44 | 1.12 | 91.13 | 7.75 | 110.57 |
| 4 ClearBridge Mid Cap IS | Mid-Cap Blend | 37.34 | 20.05 | 42.61 | 2.74 | 93.31 | 3.96 | 15.04 |
| 5 Vanguard Small Cap Growth Index Admiral | Small Growth | 28.18 | 24.76 | 47.06 | 1.57 | 97.72 | 0.72 | 6.32 |
| 6 JPMorgan Small Cap Value R6 | Small Value | 48.79 | 18.25 | 32.95 | 3.69 | 95.52 | 0.79 | 2.32 |

Non-US Stock Funds

| Fund | Category | Super Sectors % | | | Regional Exposure % | | | Market Maturity % | | |
|--|---------------------------|-----------------|-----------|-----------|---------------------|--------------|----------------|-------------------|-------|-----------------|
| | | Cyclical | Defensive | Sensitive | Americas | Greater Asia | Greater Europe | Developed | EM% | Avg Mkt Cap M\$ |
| 1 American Funds New World R6 | Diversified Emerging Mkts | 37.47 | 21.32 | 41.22 | 37.45 | 39.39 | 23.15 | 61.07 | 38.93 | 66.76 |
| 2 American Funds Intl Gr and Inc R6 | Foreign Large Blend | 38.21 | 22.80 | 38.99 | 12.73 | 30.07 | 57.20 | 83.84 | 16.16 | 55.02 |
| 3 Vanguard Developed Markets Index Admiral | Foreign Large Blend Index | 40.39 | 22.20 | 37.42 | 10.54 | 35.47 | 53.99 | 99.21 | 0.79 | 31.48 |

Fixed Income Funds

| Fund | Category | Super Sectors % | | | | Other Stats | Credit Quality % | | |
|---------------------------------------|--------------------------|-----------------|-------|-----------|--------|-------------|------------------|-----------|-----------------|
| | | US Govt Debt | Mtg | US Credit | Non US | | Avg Eff Duration | Inv Grade | Below Inv Grade |
| 1 PIMCO Real Return Instl | Inflation-Protected Bond | 68.82 | 2.40 | 3.78 | 0.00 | 7.44 | 97.00 | 3.00 | 0.00 |
| 2 Western Asset Core Bond IS | Intermediate-Term Bond | 34.91 | 18.09 | 40.48 | 0.00 | 6.83 | 95.07 | 1.13 | 3.80 |
| 3 PIMCO Income Instl | Multisector Bond | 53.76 | 6.54 | 15.92 | 0.00 | 1.74 | 81.00 | 19.00 | 0.00 |
| 4 Lincoln Stable Value Account -LNGPA | Stable Value | - | - | - | 0.00 | - | 0.00 | 0.00 | - |
| 5 Federated Hermes Govt Ultrashort R6 | Ultrashort Bond | 12.75 | 49.06 | 0.00 | 0.00 | 0.40 | 100.00 | 0.00 | 0.00 |