

THE JONES PAYNE GROUP 401(K) PLAN

Screens Summary (Data as of 12-31-2021)

⊖ Fund Removed from Approved List ⚠ Fund on Watch List

Name	Ticker	Asset Class	Trailing Performance and Risk				Management			Style		Expense				
			1 Yr	3 Yr	5 Yr	10 Yr	Pass/ Fail	Std Dev 3 Yr %	Beta 3 Yr %	Tenure	Pass/ Fail	Style Box	Pass/ Fail	Exp Ratio	Pass/ Fail	
US Stock																
Vanguard 500 Index Admiral <i>percentile rank</i> <i># of funds in category</i>	VFIAX	Large Blend Index	28.66 23 1,394	26.03 24 1,256	18.43 18 1,121	16.51 11 831	✔	17.42	1.00	5.68	✔	☐	✔	0.04	✔	
Fidelity® Contrafund® <i>percentile rank</i> <i># of funds in category</i>	FCNTX	Large Growth	24.36 37 1,241	28.93 56 1,120	22.63 50 1,020	17.96 46 772	✔	17.67	0.95	31.31	✔	☐	✔	0.86	✔	
American Funds Washington Mutual R6 <i>percentile rank</i> <i># of funds in category</i>	RWMGX	Large Value	28.90 21 1,394	20.61 87 1,256	15.53 74 1,121	14.59 69 831	✔	16.72	0.93	24.52	✔	☐	✖	0.27	✔	
Vanguard Mid Cap Index Admiral <i>percentile rank</i> <i># of funds in category</i>	VIMAX	Mid-Cap Blend	24.51 47 392	24.48 11 361	15.86 6 314	15.12 9 207	✔	20.29	0.97	23.63	✔	☐	✔	0.05	✔	
⚠ Carillon Eagle Small Cap Growth I <i>percentile rank</i> <i># of funds in category</i>	HSIIX	Small Growth	1.72 83 617	20.74 85 582	14.28 79 520	13.27 85 394	✔	23.35	0.97	26.02	✔	☐	✔	0.78	✔	
Delaware Small Cap Value Instl <i>percentile rank</i> <i># of funds in category</i>	DEVIX	Small Value	34.24 33 447	19.33 32 419	9.48 40 393	11.89 44 301	✔	25.94	1.00	24.68	✔	☐	✔	0.89	✔	
Non-US Stock																
Vanguard Developed Markets Index Admiral <i>percentile rank</i> <i># of funds in category</i>	VTMGX	Foreign Large Blend Index	11.43 34 771	14.46 33 704	10.15 28 607	8.51 24 415	✔	17.89	1.03	8.86	✔	☐	✔	0.07	✔	
American Funds Europacific Growth R6 <i>percentile rank</i> <i># of funds in category</i>	REGGX	Foreign Large Growth	2.84 80 452	17.95 70 387	12.87 67 333	10.01 47 225	✔	17.88	0.99	20.60	✔	☐	✔	0.46	✔	
Alternative																
Vanguard Real Estate Index Admiral <i>percentile rank</i> <i># of funds in category</i>	VGSLX	Real Estate	40.40 59 255	19.95 42 235	11.24 49 202	11.51 31 151	✔	18.85	0.94	25.65	✔	—	✔	0.12	✔	
Fixed Income																
BlackRock Inflation Protected Bond Instl <i>percentile rank</i> <i># of funds in category</i>	BPRIX	Inflation-Protected Bond	5.74 30 210	8.56 16 203	5.29 23 180	2.90 34 125	✔	4.05	1.02	4.88	✔	—	—	0.44	✔	
Baird Aggregate Bond Inst <i>percentile rank</i> <i># of funds in category</i>	BAGIX	Intermediate-Term Bond	-1.46 40 426	5.43 20 389	4.01 13 351	3.74 9 256	✔	3.86	1.09	21.27	✔	☐	—	0.30	✔	

THE JONES PAYNE GROUP 401(K) PLAN

Screens Summary (Data as of 12-31-2021)

Fund Removed from Approved List

Fund on Watch List

Name	Ticker	Asset Class	Trailing Performance and Risk							Management		Style		Expense	
			1 Yr	3 Yr	5 Yr	10 Yr	Pass/ Fail	Std Dev 3 Yr %	Beta 3 Yr %	Tenure	Pass/ Fail	Style Box	Pass/ Fail	Exp Ratio	Pass/ Fail
PIMCO Income I2	PONPX	Multisector Bond	2.50	5.36	4.98	6.87		5.79	0.83	14.77		—	—	0.72	
<i>percentile rank</i>			48	60	28	1									
<i># of funds in category</i>			339	277	238	134									
Federated Hermes Govt Ultrashort IS	FGUSX	Ultrashort Bond	-0.06	1.18	1.30	0.80		0.54	0.05	24.49		—	—	0.26	
<i>percentile rank</i>			76	73	74	80									
<i># of funds in category</i>			239	214	175	94									

Target Date

Vanguard Target Retirement 2015 Fund	VTXVX	Target Date	5.78	10.24	7.71	7.46		6.82	0.81	8.86		—		0.12	
<i>percentile rank</i>			97	85	78	68									
<i># of funds in category</i>			123	118	89	45									
Vanguard Target Retirement 2020 Fund	VTWNX	Target Date	8.17	12.55	9.26	8.71		9.04	0.97	8.86		—		0.13	
<i>percentile rank</i>			68	49	37	32									
<i># of funds in category</i>			172	161	127	65									
Vanguard Target Retirement 2025 Fund	VTTVX	Target Date	9.80	14.17	10.35	9.60		10.69	1.02	8.86		—		0.13	
<i>percentile rank</i>			57	39	30	20									
<i># of funds in category</i>			222	205	169	89									
Vanguard Target Retirement 2030 Fund	VTHRX	Target Date	11.38	15.45	11.23	10.36		11.97	0.99	8.86		—		0.14	
<i>percentile rank</i>			61	50	42	24									
<i># of funds in category</i>			223	204	169	94									
Vanguard Target Retirement 2035 Fund	VTTHX	Target Date	12.96	16.66	12.06	11.10		13.24	0.95	8.86		—		0.14	
<i>percentile rank</i>			79	57	47	31									
<i># of funds in category</i>			215	202	166	86									
Vanguard Target Retirement 2040 Fund	VFORX	Target Date	14.56	17.89	12.88	11.69		14.51	0.94	8.86		—		0.14	
<i>percentile rank</i>			81	53	40	31									
<i># of funds in category</i>			217	204	169	94									
Vanguard Target Retirement 2045 Fund	VTIVX	Target Date	16.16	19.06	13.55	12.04		15.74	0.96	8.86		—		0.15	
<i>percentile rank</i>			68	49	38	25									
<i># of funds in category</i>			215	202	166	85									
Vanguard Target Retirement 2050 Fund	VFIFX	Target Date	16.41	19.19	13.62	12.07		15.77	0.94	8.86		—		0.15	
<i>percentile rank</i>			74	56	43	28									
<i># of funds in category</i>			217	204	169	86									
Vanguard Target Retirement 2055 Fund	VFFVX	Target Date	16.44	19.18	13.61	12.05		15.77	0.94	8.86		—		0.15	
<i>percentile rank</i>			78	62	51	34									
<i># of funds in category</i>			215	202	164	65									
Vanguard Target Retirement 2060 Fund	VTTSX	Target Date	16.44	19.17	13.61	—		15.75	1.44	8.86		—		0.15	
<i>percentile rank</i>			81	67	57	—									
<i># of funds in category</i>			209	189	140	—									
Vanguard Target Retirement 2065 Fund	VLXVX	Target Date	16.46	19.13	—	—		15.79	1.44	4.47		—		0.15	
<i>percentile rank</i>			76	79	—	—									
<i># of funds in category</i>			135	17	—	—									
Vanguard Target Retirement Income Fund	VTINX	Target Date	5.25	9.43	6.85	5.88		5.87	0.83	8.86		—		0.12	
<i>percentile rank</i>			65	47	46	38									
<i># of funds in category</i>			169	153	128	79									

THE JONES PAYNE GROUP 401(K) PLAN

Screens Summary (Data as of 12-31-2021)

🚫 Fund Removed from Approved List

⚠️ Fund on Watch List

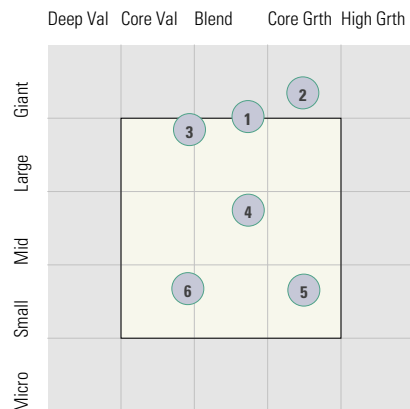
Name	Ticker	Asset Class	Trailing Performance and Risk				Management			Style		Expense			
			1 Yr	3 Yr	5 Yr	10 Yr	Pass/ Fail	Std Dev 3 Yr %	Beta 3 Yr %	Tenure	Pass/ Fail	Style Box	Pass/ Fail	Exp Ratio	Pass/ Fail
Balanced															
BlackRock Global Allocation Instl	MALOX	World Allocation	6.73	14.97	9.84	7.88	✔️	11.71	1.04	5.00	✔️	🏠	✔️	0.82	✔️
<i>percentile rank</i>			<i>81</i>	<i>10</i>	<i>18</i>	<i>29</i>									
<i># of funds in category</i>			<i>433</i>	<i>412</i>	<i>358</i>	<i>245</i>									

THE JONES PAYNE GROUP 401(K) PLAN

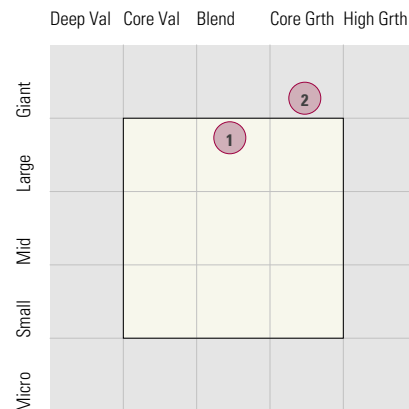
Style Analysis (Data as of 12-31-2021)

Style Analysis

Morningstar Style Box US Stock



Morningstar Style Box Non-US Stock



US Stock Funds

Fund	Category	Super Sectors %			Asset Allocation %			Avg Mkt Cap M\$
		Cyclical	Defensive	Sensitive	Cash	US Stock	Foreign	
1 Vanguard 500 Index Admiral	Large Blend Index	30.22	22.16	47.62	0.47	98.51	1.02	230.90
2 Fidelity® Contrafund®	Large Growth	31.81	13.47	54.73	2.02	91.01	5.91	342.06
3 American Funds Washington Mutual R6	Large Value	30.97	27.31	41.72	2.69	88.66	7.86	157.45
4 Vanguard Mid Cap Index Admiral	Mid-Cap Blend	35.40	20.87	43.74	0.90	97.64	1.46	27.29
5 Carillon Eagle Small Cap Growth I	Small Growth	26.79	28.54	44.67	1.45	96.28	2.28	4.99
6 Delaware Small Cap Value Instl	Small Value	52.55	9.99	37.45	1.33	96.28	2.35	4.80

Non-US Stock Funds

Fund	Category	Super Sectors %			Regional Exposure %			Market Maturity %		
		Cyclical	Defensive	Sensitive	Americas	Greater Asia	Greater Europe	Developed	EM%	Avg Mkt Cap M\$
1 Vanguard Developed Markets Index Admiral	Foreign Large Blend Index	40.39	22.20	37.42	10.54	35.47	53.99	99.21	0.79	31.48
2 American Funds Europacific Growth R6	Foreign Large Growth	36.08	19.48	44.44	13.65	37.75	48.60	77.71	22.29	61.49

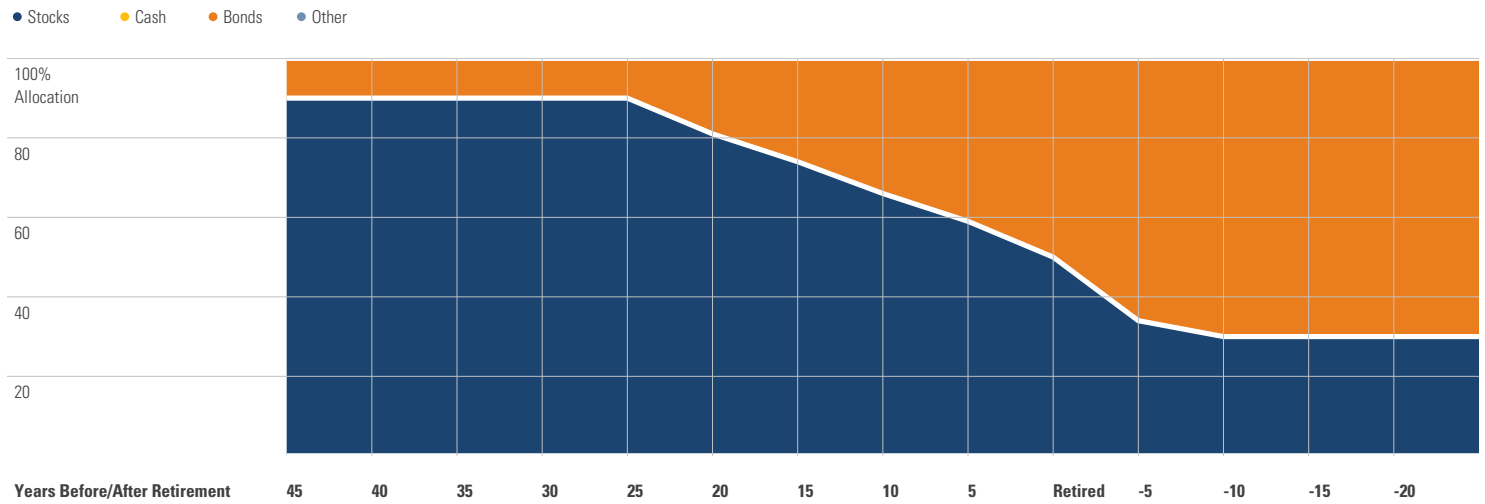
Fixed Income Funds

Fund	Category	Super Sectors %				Other Stats	Credit Quality %		
		US Govt Debt	Mtg	US Credit	Non US	Avg Eff Duration	Inv Grade	Below Inv Grade	NR/NA
1 BlackRock Inflation Protected Bond Instl	Inflation-Protected Bond	95.96	0.00	1.91	0.00	6.91	98.70	0.15	1.15
2 Baird Aggregate Bond Inst	Intermediate-Term Bond	30.09	18.36	43.28	0.00	6.78	99.30	0.70	0.00
3 PIMCO Income I2	Multisector Bond	53.76	6.54	15.92	0.00	1.74	81.00	19.00	0.00
4 Federated Hermes Govt Ultrashort IS	Ultrashort Bond	12.75	49.06	0.00	0.00	0.40	100.00	0.00	0.00

THE JONES PAYNE GROUP 401(K) PLAN

Target Date Analysis (Data as of 12-31-2021)

Target Date Allocation



Target Date Portfolio Data

Asset Allocation %

	Total Stock	US Stock	Non-US Stock	Total Bond	Infl Prot Bond	HY Bond	Cash	Other	Avg Mkt Cap \$M
Vanguard Target Retirement 2015 Fund	30.36	18.11	12.25	65.78	19.08	0.24	3.36	0.50	73.70
Vanguard Target Retirement 2020 Fund	44.76	26.98	17.78	51.87	14.46	0.20	2.95	0.42	74.41
Vanguard Target Retirement 2025 Fund	56.19	33.94	22.25	40.74	2.58	0.19	2.67	0.39	74.55
Vanguard Target Retirement 2030 Fund	64.47	38.93	25.54	32.65	0.00	0.16	2.54	0.33	74.53
Vanguard Target Retirement 2035 Fund	71.81	43.33	28.48	25.31	0.00	0.12	2.62	0.26	74.47
Vanguard Target Retirement 2040 Fund	79.01	47.60	31.41	18.29	0.00	0.09	2.51	0.19	74.37
Vanguard Target Retirement 2045 Fund	86.30	52.07	34.23	10.88	0.00	0.05	2.70	0.13	74.47
Vanguard Target Retirement 2050 Fund	88.31	53.29	35.02	8.97	0.00	0.04	2.61	0.11	74.48
Vanguard Target Retirement 2055 Fund	88.15	53.35	34.80	9.05	0.00	0.04	2.70	0.11	74.69
Vanguard Target Retirement 2060 Fund	88.01	53.55	34.46	9.09	0.00	0.04	2.78	0.11	75.05
Vanguard Target Retirement 2065 Fund	87.90	52.71	35.19	9.12	0.00	0.04	2.87	0.11	74.06
Vanguard Target Retirement Income Fund	29.11	17.36	11.75	66.98	19.63	0.24	3.40	0.50	73.68