

WCHCD 457B PLAN


Screens Summary (Data as of 12-31-2021)

⊖ Fund Removed from Approved List ⚠ Fund on Watch List











Name	Ticker	Asset Class	Trailing Performance and Risk				Management			Style		Expense				
			1 Yr	3 Yr	5 Yr	10 Yr	Pass/ Fail	Std Dev 3 Yr %	Beta 3 Yr %	Tenure	Pass/ Fail	Style Box	Pass/ Fail	Exp Ratio	Pass/ Fail	
US Stock																
Vanguard 500 Index Admiral	VFIAX	Large Blend Index	28.66	26.03	18.43	16.51	✓	17.42	1.00	5.68	✓	■	✓	0.04	✓	
<i>percentile rank</i>			23	24	18	11										
<i># of funds in category</i>			1,394	1,256	1,121	831										
Vanguard Growth Index Admiral	VIGAX	Large Growth	27.26	34.78	24.77	19.29	✓	18.52	1.00	27.02	✓	■	✓	0.05	✓	
<i>percentile rank</i>			19	11	27	19										
<i># of funds in category</i>			1,241	1,120	1,020	772										
Vanguard Value Index Adm	VVIAX	Large Value	26.49	17.64	12.52	13.74	✓	18.34	0.94	27.02	✓	■	✓	0.05	✓	
<i>percentile rank</i>			44	51	35	16										
<i># of funds in category</i>			1,212	1,148	1,041	759										
Vanguard Mid Cap Index Admiral	VIMAX	Mid-Cap Blend	24.51	24.48	15.86	15.12	✓	20.29	0.97	23.63	✓	■	✓	0.05	✓	
<i>percentile rank</i>			47	11	6	9										
<i># of funds in category</i>			392	361	314	207										
Vanguard Small Cap Growth Index Admiral	VSGAX	Small Growth	5.70	23.82	16.90	14.83	✓	22.36	0.94	17.01	✓	■	✖	0.07	✓	
<i>percentile rank</i>			69	59	56	59										
<i># of funds in category</i>			617	582	520	394										
Vanguard Small Cap Value Index Admiral	VSIX	Small Value	28.09	18.51	10.31	13.30	✓	24.66	0.96	5.68	✓	■	✓	0.07	✓	
<i>percentile rank</i>			68	45	23	14										
<i># of funds in category</i>			447	419	393	301										
Non-US Stock																
JPMorgan Emerging Markets Equity R6	JEMWX	Diversified Emerging Mkts	-10.14	17.05	14.04	-	✓	19.81	1.02	16.34	✓	■	✓	0.79	✓	
<i>percentile rank</i>			92	14	9	-										
<i># of funds in category</i>			794	721	616	344										
Vanguard Developed Markets Index Admiral	VTMGX	Foreign Large Blend Index	11.43	14.46	10.15	8.51	✓	17.89	1.03	8.86	✓	■	✓	0.07	✓	
<i>percentile rank</i>			34	33	28	24										
<i># of funds in category</i>			771	704	607	415										
American Funds Europacific Growth R6	RERGX	Foreign Large Growth	2.84	17.95	12.87	10.01	✓	17.88	0.99	20.60	✓	■	✓	0.46	✓	
<i>percentile rank</i>			80	70	67	47										
<i># of funds in category</i>			452	387	333	225										
Alternative																
Vanguard Real Estate Index Admiral	VGSLX	Real Estate	40.40	19.95	11.24	11.51	✓	18.85	0.94	25.65	✓	—	✓	0.12	✓	
<i>percentile rank</i>			59	42	49	31										
<i># of funds in category</i>			255	235	202	151										
Fixed Income																
BlackRock Inflation Protected Bond K	BPLBX	Inflation-Protected Bond	5.79	8.61	5.35	2.99	✓	4.06	1.03	4.88	✓	—	—	0.39	✓	
<i>percentile rank</i>			23	14	18	23										
<i># of funds in category</i>			210	203	180	125										

WCHCD 457B PLAN

Screens Summary (Data as of 12-31-2021)

 Fund Removed from Approved List

 Fund on Watch List

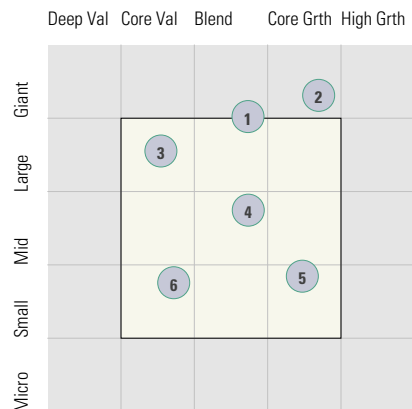
Name	Ticker	Asset Class	Trailing Performance and Risk				Management			Style		Expense			
			1 Yr	3 Yr	5 Yr	10 Yr	Pass/ Fail	Std Dev 3 Yr %	Beta 3 Yr %	Tenure	Pass/ Fail	Style Box	Pass/ Fail	Exp Ratio	Pass/ Fail
Vanguard Interm-Term Bond Index Adm	VBILX	Intermediate-Term Bond	-2.36	5.71	4.13	3.49		4.26	1.23	13.69			—	0.07	
<i>percentile rank</i>			<i>94</i>	<i>11</i>	<i>8</i>	<i>16</i>									
<i># of funds in category</i>			<i>426</i>	<i>389</i>	<i>351</i>	<i>256</i>									
PIMCO Income Instl	PIMIX	Multisector Bond	2.61	5.46	5.08	6.97		5.79	0.83	14.77		—	—	0.62	
<i>percentile rank</i>			<i>45</i>	<i>58</i>	<i>25</i>	<i>1</i>									
<i># of funds in category</i>			<i>339</i>	<i>277</i>	<i>238</i>	<i>134</i>									
Federated Hermes Govt Ultrashort IS	FGUSX	Ultrashort Bond	-0.06	1.18	1.30	0.80		0.54	0.05	24.49		—	—	0.26	
<i>percentile rank</i>			<i>76</i>	<i>73</i>	<i>74</i>	<i>80</i>									
<i># of funds in category</i>			<i>239</i>	<i>214</i>	<i>175</i>	<i>94</i>									

WCHCD 457B PLAN

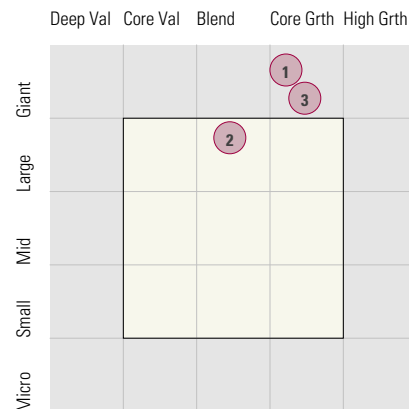
Style Analysis (Data as of 12-31-2021)

Style Analysis

Morningstar Style Box US Stock



Morningstar Style Box Non-US Stock



US Stock Funds

	Category	Super Sectors %			Asset Allocation %			Avg Mkt Cap M\$	
		Cyclical	Defensive	Sensitive	Cash	US Stock	Foreign		
1	Vanguard 500 Index Admiral	Large Blend Index	30.22	22.16	47.62	0.47	98.51	1.02	230.90
2	Vanguard Growth Index Admiral	Large Growth	28.56	10.08	61.37	0.34	98.76	0.90	373.48
3	Vanguard Value Index Adm	Large Value	31.35	36.90	31.75	0.12	99.09	0.79	105.80
4	Vanguard Mid Cap Index Admiral	Mid-Cap Blend	35.40	20.87	43.74	0.90	97.64	1.46	27.29
5	Vanguard Small Cap Growth Index Admiral	Small Growth	28.18	24.76	47.06	1.57	97.72	0.72	6.32
6	Vanguard Small Cap Value Index Admiral	Small Value	51.47	13.98	34.56	0.31	99.00	0.68	5.77

Non-US Stock Funds

	Category	Super Sectors %			Regional Exposure %			Market Maturity %			
		Cyclical	Defensive	Sensitive	Americas	Greater Asia	Greater Europe	Developed	EM%	Avg Mkt Cap M\$	
1	JPMorgan Emerging Markets Equity R6	Diversified Emerging Mkts	39.30	14.76	45.94	9.20	84.65	6.15	33.98	66.02	72.28
2	Vanguard Developed Markets Index Admiral	Foreign Large Blend Index	40.39	22.20	37.42	10.54	35.47	53.99	99.21	0.79	31.48
3	American Funds Europacific Growth R6	Foreign Large Growth	36.08	19.48	44.44	13.65	37.75	48.60	77.71	22.29	61.49

Fixed Income Funds

	Category	Super Sectors %				Other Stats	Credit Quality %			
		US Govt Debt	Mtg	US Credit	Non US		Avg Eff Duration	Inv Grade	Below Inv Grade	NR/NA
1	BlackRock Inflation Protected Bond K	Inflation-Protected Bond	95.96	0.00	1.91	0.00	6.91	98.70	0.15	1.15
2	Vanguard Inter-Term Bond Index Adm	Intermediate-Term Bond	59.26	0.00	40.62	0.00	6.62	99.92	0.03	0.05
3	PIMCO Income Instl	Multisector Bond	53.76	6.54	15.92	0.00	1.74	81.00	19.00	0.00
4	Federated Hermes Govt Ultrashort IS	Ultrashort Bond	12.75	49.06	0.00	0.00	0.40	100.00	0.00	0.00