

WEINER LAW GROUP LLP 401K SAVINGS

Screens Summary (Data as of 12-31-2021)

⊖ Fund Removed from Approved List ⚠ Fund on Watch List

Name	Ticker	Asset Class	Trailing Performance and Risk				Management			Style		Expense			
			1 Yr	3 Yr	5 Yr	10 Yr	Pass/ Fail	Std Dev 3 Yr %	Beta 3 Yr %	Tenure	Pass/ Fail	Style Box	Pass/ Fail	Exp Ratio	Pass/ Fail
US Stock															
JPMorgan US Equity R6 <i>percentile rank</i> <i># of funds in category</i>	JUEMX	Large Blend	28.80 22 1,394	29.25 3 1,256	19.86 5 1,121	17.57 1 831	✔	17.93	1.02	7.38	✔	☒	✖	0.44	✔
Vanguard 500 Index Admiral <i>percentile rank</i> <i># of funds in category</i>	VFIAX	Large Blend Index	28.66 23 1,394	26.03 24 1,256	18.43 18 1,121	16.51 11 831	✔	17.42	1.00	5.68	✔	☒	✔	0.04	✔
American Century Ultra® R6 <i>percentile rank</i> <i># of funds in category</i>	AULDX	Large Growth	23.64 41 1,241	35.91 9 1,120	27.41 8 1,020	– – 772	✔	20.58	1.11	13.03	✔	☒	✔	0.60	✔
Vanguard Value Index Adm <i>percentile rank</i> <i># of funds in category</i>	VVIAX	Large Value	26.49 44 1,212	17.64 51 1,148	12.52 35 1,041	13.74 16 759	✔	18.34	0.94	27.02	✔	☒	✔	0.05	✔
Vanguard Mid-Cap Growth Index Admiral <i>percentile rank</i> <i># of funds in category</i>	VMGMX	Mid-Cap Growth	20.48 19 591	29.44 31 541	20.05 39 494	16.45 33 383	✔	19.93	0.96	8.86	✔	☒	✔	0.07	✔
Vanguard Mid-Cap Value Index Admiral <i>percentile rank</i> <i># of funds in category</i>	VMVAX	Mid-Cap Value	28.76 53 415	19.11 50 393	11.61 24 353	13.57 13 267	✔	21.92	0.98	15.38	✔	☒	✔	0.07	✔
Vanguard Small Cap Growth Index Admiral <i>percentile rank</i> <i># of funds in category</i>	VSGAX	Small Growth	5.70 69 617	23.82 59 582	16.90 56 520	14.83 59 394	✔	22.36	0.94	17.01	✔	☒	✖	0.07	✔
Vanguard Small Cap Value Index Admiral <i>percentile rank</i> <i># of funds in category</i>	VSIAX	Small Value	28.09 68 447	18.51 45 419	10.31 23 393	13.30 14 301	✔	24.66	0.96	5.68	✔	☒	✔	0.07	✔
Non-US Stock															
Vanguard Emerging Mkts Stock Idx Adm <i>percentile rank</i> <i># of funds in category</i>	VEMAX	Diversified Emerging Mkts	0.86 42 794	11.82 45 721	9.43 53 616	5.36 54 344	✔	18.13	0.96	13.35	✔	☒	✔	0.14	✔
Vanguard Developed Markets Index Admiral <i>percentile rank</i> <i># of funds in category</i>	VTMGX	Foreign Large Blend Index	11.43 34 771	14.46 33 704	10.15 28 607	8.51 24 415	✔	17.89	1.03	8.86	✔	☒	✔	0.07	✔
Vanguard International Growth Adm <i>percentile rank</i> <i># of funds in category</i>	VWILX	Foreign Large Growth	-0.74 89 452	27.75 4 387	21.14 3 333	13.96 4 225	✔	20.05	0.97	18.91	✔	☒	✔	0.32	✔
Vanguard International Value Inv <i>percentile rank</i> <i># of funds in category</i>	VTRIX	Foreign Large Value	7.97 87 350	12.31 19 326	9.16 4 286	7.57 16 180	✔	19.55	1.11	11.60	✔	☒	✔	0.35	✔
American Funds New Perspective R6 <i>percentile rank</i> <i># of funds in category</i>	RNPGX	World Stock	18.10 28 355	27.28 28 306	20.28 22 261	15.81 15 166	✔	18.04	1.04	21.10	✔	—	✔	0.41	✔

WEINER LAW GROUP LLP 401K SAVINGS

Screens Summary (Data as of 12-31-2021)

⊖ Fund Removed from Approved List ⚠ Fund on Watch List

Name	Ticker	Asset Class	Trailing Performance and Risk				Management			Style		Expense			
			1 Yr	3 Yr	5 Yr	10 Yr	Pass/ Fail	Std Dev 3 Yr %	Beta 3 Yr %	Tenure	Pass/ Fail	Style Box	Pass/ Fail	Exp Ratio	Pass/ Fail
Alternative															
PIMCO Commodity Real Ret Strat Instl <i>percentile rank</i> <i># of funds in category</i>	PCRIX	Commodities Broad Basket	33.48 25 114	14.74 7 109	5.99 21 86	-1.76 42 55	✔	18.67	1.19	7.00	✔	—	—	0.82	✔
Vanguard Real Estate Index Admiral <i>percentile rank</i> <i># of funds in category</i>	VGSLX	Real Estate	40.40 59 255	19.95 42 235	11.24 49 202	11.51 31 151	✔	18.85	0.94	25.65	✔	—	✔	0.12	✔
Fixed Income															
Western Asset Core Plus Bond IS <i>percentile rank</i> <i># of funds in category</i>	WAPSX	Core Plus Bond	-1.87 90 606	6.47 13 570	4.94 8 496	4.57 10 354	✔	5.38	1.25	15.01	✔	—	—	0.42	✔
Vanguard High-Yield Corporate Adm <i>percentile rank</i> <i># of funds in category</i>	VWEAX	High Yield Bond	3.78 72 680	8.23 38 636	5.70 33 560	6.15 37 373	✔	8.13	0.86	13.89	✔	—	—	0.13	✔
Vanguard Inflation-Protected Secs Adm <i>percentile rank</i> <i># of funds in category</i>	VAIPX	Inflation- Protected Bond	5.68 33 210	8.24 35 203	5.18 33 180	2.98 24 125	✔	3.69	0.94	10.38	✔	—	—	0.10	✔
Vanguard Total Bond Market Index Adm <i>percentile rank</i> <i># of funds in category</i>	VBTLX	Intermediate- Term Bond	-1.67 52 426	4.82 46 389	3.58 42 351	2.86 55 256	✔	3.60	1.06	8.86	✔	🏠	—	0.05	✔
Vanguard Ultra-Short-Term Bond Admiral <i>percentile rank</i> <i># of funds in category</i>	VUSFX	Ultrashort Bond	0.18 38 239	1.88 26 214	1.82 24 175	— — 94	✔	0.98	0.12	4.93	✔	—	—	0.10	✔
PIMCO International Bond (USD-Hdg) Instl <i>percentile rank</i> <i># of funds in category</i>	PFORX	World Bond	-1.67 41 125	3.86 61 110	3.55 28 81	4.78 4 48	✔	3.60	0.71	7.27	✔	—	—	0.52	✔
Target Date															
Vanguard Target Retirement 2015 Fund <i>percentile rank</i> <i># of funds in category</i>	VTXVX	Target Date	5.78 97 123	10.24 85 118	7.71 78 89	7.46 68 45	✔	6.82	0.81	8.86	✔	—	✔	0.12	✔
Vanguard Target Retirement 2020 Fund <i>percentile rank</i> <i># of funds in category</i>	VTWNX	Target Date	8.17 68 172	12.55 49 161	9.26 37 127	8.71 32 65	✔	9.04	0.97	8.86	✔	—	✔	0.13	✔
Vanguard Target Retirement 2025 Fund <i>percentile rank</i> <i># of funds in category</i>	VTTVX	Target Date	9.80 57 222	14.17 39 205	10.35 30 169	9.60 20 89	✔	10.69	1.02	8.86	✔	—	✔	0.13	✔
Vanguard Target Retirement 2030 Fund <i>percentile rank</i> <i># of funds in category</i>	VTHRX	Target Date	11.38 61 223	15.45 50 204	11.23 42 169	10.36 24 94	✔	11.97	0.99	8.86	✔	—	✔	0.14	✔

WEINER LAW GROUP LLP 401K SAVINGS

Screens Summary (Data as of 12-31-2021)

Fund Removed from Approved List

Fund on Watch List

Name	Ticker	Asset Class	Trailing Performance and Risk				Management			Style		Expense			
			1 Yr	3 Yr	5 Yr	10 Yr	Pass/ Fail	Std Dev 3 Yr %	Beta 3 Yr %	Tenure	Pass/ Fail	Style Box	Pass/ Fail	Exp Ratio	Pass/ Fail
Vanguard Target Retirement 2035 Fund	VTTHX	Target Date	12.96	16.66	12.06	11.10		13.24	0.95	8.86		—		0.14	
<i>percentile rank</i>			79	57	47	31									
<i># of funds in category</i>			215	202	166	86									
Vanguard Target Retirement 2040 Fund	VFORX	Target Date	14.56	17.89	12.88	11.69		14.51	0.94	8.86		—		0.14	
<i>percentile rank</i>			81	53	40	31									
<i># of funds in category</i>			217	204	169	94									
Vanguard Target Retirement 2045 Fund	VTIVX	Target Date	16.16	19.06	13.55	12.04		15.74	0.96	8.86		—		0.15	
<i>percentile rank</i>			68	49	38	25									
<i># of funds in category</i>			215	202	166	85									
Vanguard Target Retirement 2050 Fund	VFIFX	Target Date	16.41	19.19	13.62	12.07		15.77	0.94	8.86		—		0.15	
<i>percentile rank</i>			74	56	43	28									
<i># of funds in category</i>			217	204	169	86									
Vanguard Target Retirement 2055 Fund	VFFVX	Target Date	16.44	19.18	13.61	12.05		15.77	0.94	8.86		—		0.15	
<i>percentile rank</i>			78	62	51	34									
<i># of funds in category</i>			215	202	164	65									
Vanguard Target Retirement 2060 Fund	VTTSX	Target Date	16.44	19.17	13.61	—		15.75	1.44	8.86		—		0.15	
<i>percentile rank</i>			81	67	57	—									
<i># of funds in category</i>			209	189	140	—									
Vanguard Target Retirement 2065 Fund	VLXVX	Target Date	16.46	19.13	—	—		15.79	1.44	4.47		—		0.15	
<i>percentile rank</i>			76	79	—	—									
<i># of funds in category</i>			135	17	—	—									
Vanguard Target Retirement Income Fund	VTINX	Target Date	5.25	9.43	6.85	5.88		5.87	0.83	8.86		—		0.12	
<i>percentile rank</i>			65	47	46	38									
<i># of funds in category</i>			169	153	128	79									

Balanced

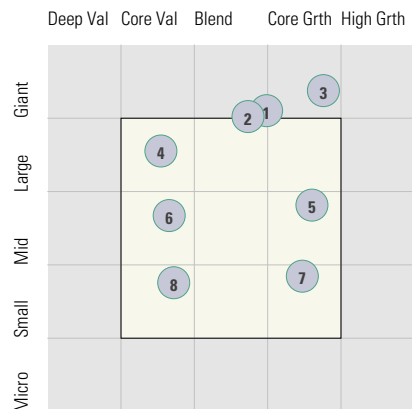
Vanguard LifeStrategy Cnsvr Gr Inv	VSCGX	Target Risk	6.05	11.01	8.05	7.09		7.46	1.01	27.27		—		0.12	
<i>percentile rank</i>			85	48	31	33									
<i># of funds in category</i>			504	466	428	284									
Vanguard LifeStrategy Growth Inv	VASGX	Target Risk	14.35	17.58	12.53	11.12		14.06	1.03	27.27		—		0.14	
<i>percentile rank</i>			70	37	22	25									
<i># of funds in category</i>			321	294	265	196									
Vanguard LifeStrategy Income Inv	VASIX	Target Risk	1.92	7.61	5.70	4.98		4.63	0.97	27.27		—		0.11	
<i>percentile rank</i>			90	61	39	47									
<i># of funds in category</i>			195	182	168	110									
Vanguard LifeStrategy Moderate Gr Inv	VSMGX	Target Risk	10.08	14.28	10.30	9.12		10.70	0.99	27.27		—		0.13	
<i>percentile rank</i>			88	62	52	58									
<i># of funds in category</i>			711	666	602	434									

WEINER LAW GROUP LLP 401K SAVINGS

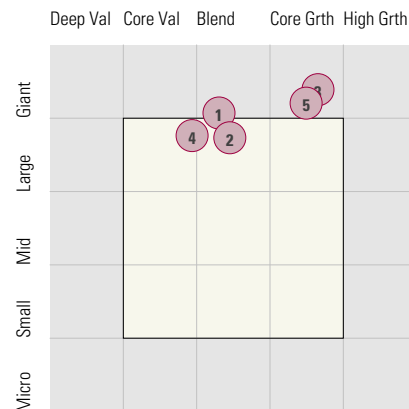
Style Analysis (Data as of 12-31-2021)

Style Analysis

Morningstar Style Box US Stock



Morningstar Style Box Non-US Stock



US Stock Funds

Fund	Category	Super Sectors %			Asset Allocation %			Avg Mkt Cap M\$
		Cyclical	Defensive	Sensitive	Cash	US Stock	Foreign	
1 JPMorgan US Equity R6	Large Blend	39.68	17.25	43.07	0.63	95.77	3.60	237.46
2 Vanguard 500 Index Admiral	Large Blend Index	30.22	22.16	47.62	0.47	98.51	1.02	230.90
3 American Century Ultra® R6	Large Growth	28.54	16.58	54.88	0.23	96.14	3.63	398.38
4 Vanguard Value Index Adm	Large Value	31.35	36.90	31.75	0.12	99.09	0.79	105.80
5 Vanguard Mid-Cap Growth Index Admiral	Mid-Cap Growth	24.32	18.25	57.44	0.49	98.59	0.92	30.85
6 Vanguard Mid-Cap Value Index Admiral	Mid-Cap Value	47.19	23.69	29.11	1.05	96.91	2.04	23.93
7 Vanguard Small Cap Growth Index Admiral	Small Growth	28.18	24.76	47.06	1.57	97.72	0.72	6.32
8 Vanguard Small Cap Value Index Admiral	Small Value	51.47	13.98	34.56	0.31	99.00	0.68	5.77

Non-US Stock Funds

Fund	Category	Super Sectors %			Regional Exposure %			Market Maturity %		
		Cyclical	Defensive	Sensitive	Americas	Greater Asia	Greater Europe	Developed	EM%	Avg Mkt Cap M\$
1 Vanguard Emerging Mkts Stock Idx Adm	Diversified Emerging Mkts	44.59	13.54	41.87	8.05	77.33	14.62	23.32	76.68	26.56
2 Vanguard Developed Markets Index Admiral	Foreign Large Blend Index	40.39	22.20	37.42	10.54	35.47	53.99	99.21	0.79	31.48
3 Vanguard International Growth Adm	Foreign Large Growth	38.02	25.18	36.80	19.77	31.83	48.40	78.61	21.39	85.43
4 Vanguard International Value Inv	Foreign Large Value	47.50	14.47	38.04	12.41	36.27	51.31	82.31	17.69	30.20
5 American Funds New Perspective R6	World Stock	38.03	18.33	43.63	61.53	12.23	26.24	95.76	4.24	157.93

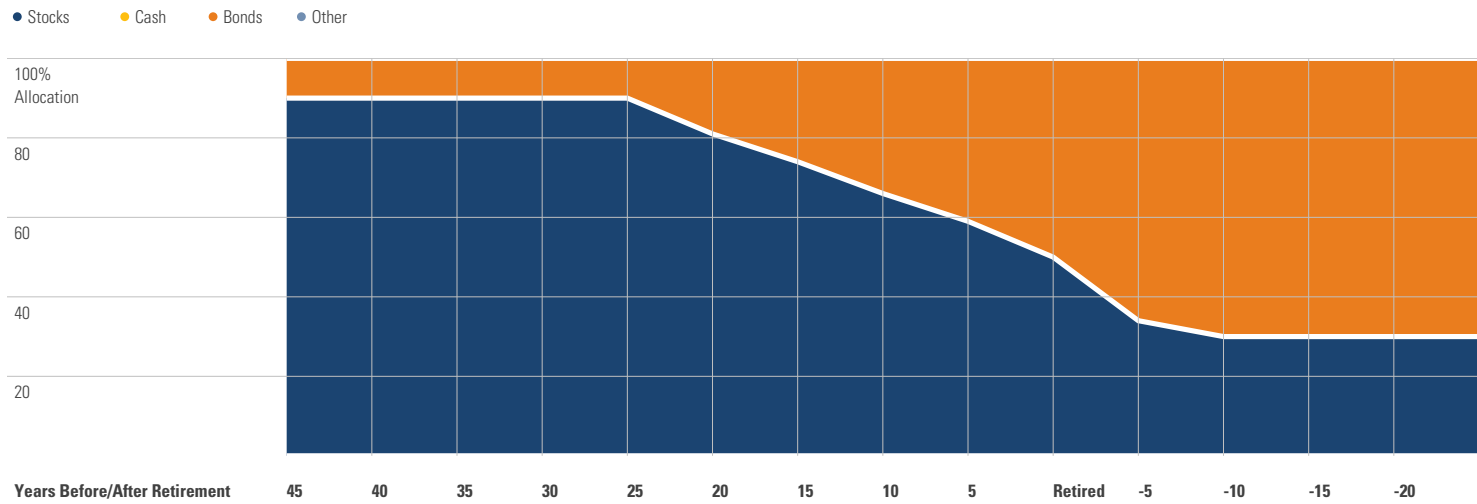
Fixed Income Funds

Fund	Category	Super Sectors %				Avg Eff Duration	Credit Quality %		
		US Govt Debt	Mtg	US Credit	Non US		Inv Grade	Below Inv Grade	NR/NA
1 Western Asset Core Plus Bond IS	Core Plus Bond	31.04	11.38	28.84	0.00	6.80	81.89	12.64	5.47
2 Vanguard High-Yield Corporate Adm	High Yield Bond	4.46	0.00	87.18	0.00	3.63	9.35	88.90	1.75
3 Vanguard Inflation-Protected Secs Adm	Inflation-Protected Bond	97.81	0.00	0.00	0.00	7.70	97.79	0.00	2.21
4 Vanguard Total Bond Market Index Adm	Intermediate-Term Bond	46.92	20.64	28.71	0.00	6.84	99.97	0.01	0.02
5 Vanguard Ultra-Short-Term Bond Admiral	Ultrashort Bond	4.58	0.01	78.37	0.00	0.91	90.15	0.27	9.58
6 PIMCO International Bond (USD-Hdg) Instl	World Bond	64.24	3.07	7.24	0.00	7.02	93.00	7.00	0.00

WEINER LAW GROUP LLP 401K SAVINGS

Target Date Analysis (Data as of 12-31-2021)

Target Date Allocation



Target Date Portfolio Data

Asset Allocation %

	Total Stock	US Stock	Non-US Stock	Total Bond	Infl Prot Bond	HY Bond	Cash	Other	Avg Mkt Cap \$M
Vanguard Target Retirement 2015 Fund	30.36	18.11	12.25	65.78	19.08	0.24	3.36	0.50	73.70
Vanguard Target Retirement 2020 Fund	44.76	26.98	17.78	51.87	14.46	0.20	2.95	0.42	74.41
Vanguard Target Retirement 2025 Fund	56.19	33.94	22.25	40.74	2.58	0.19	2.67	0.39	74.55
Vanguard Target Retirement 2030 Fund	64.47	38.93	25.54	32.65	0.00	0.16	2.54	0.33	74.53
Vanguard Target Retirement 2035 Fund	71.81	43.33	28.48	25.31	0.00	0.12	2.62	0.26	74.47
Vanguard Target Retirement 2040 Fund	79.01	47.60	31.41	18.29	0.00	0.09	2.51	0.19	74.37
Vanguard Target Retirement 2045 Fund	86.30	52.07	34.23	10.88	0.00	0.05	2.70	0.13	74.47
Vanguard Target Retirement 2050 Fund	88.31	53.29	35.02	8.97	0.00	0.04	2.61	0.11	74.48
Vanguard Target Retirement 2055 Fund	88.15	53.35	34.80	9.05	0.00	0.04	2.70	0.11	74.69
Vanguard Target Retirement 2060 Fund	88.01	53.55	34.46	9.09	0.00	0.04	2.78	0.11	75.05
Vanguard Target Retirement 2065 Fund	87.90	52.71	35.19	9.12	0.00	0.04	2.87	0.11	74.06
Vanguard Target Retirement Income Fund	29.11	17.36	11.75	66.98	19.63	0.24	3.40	0.50	73.68