

# AFFILIATES IN ORAL AND

## Screens Summary (Data as of 12-31-2022)

🔴 Fund Removed from Approved List    ⚠️ Fund on Watch List

Name	Ticker	Asset Class	Trailing Performance and Risk				Management			Style		Expense		ESG Metrics				
			1 Yr	3 Yr	5 Yr	10 Yr	Pass/ Fail	Std Dev 3 Yr %	Beta 3 Yr %	Tenure	Pass/ Fail	Style Box	Pass/ Fail	Exp Ratio	Sustain. Rating	Commit. Level	Carbon Risk	
US Stock																		
DFA US Core Equity 1 I	DFEOX	Large Blend	-15.01	8.06	8.66	12.09	✔️	22.28	1.04	10.85	✔️	🇺🇸	✔️	0.14	✔️	2	-	Medium Risk
<i>percentile rank</i>			30	23	51	33												
<i># of funds in category</i>			1,379	1,247	1,137	837												
-----																		
Vanguard 500 Index Admiral	VFIAX	Large Blend Index	-18.15	7.62	9.39	12.52	✔️	21.17	1.00	6.68	✔️	🇺🇸	✔️	0.04	✔️	3	1-Low	Low Risk
<i>percentile rank</i>			52	33	25	13												
<i># of funds in category</i>			1,379	1,247	1,137	837												
-----																		
State St Russell Lg Cap Gr® Indx NL Cl C		Large Growth	-29.18	7.73	10.89	14.04	✔️	23.78	1.00	23.52	✔️	🇺🇸	✔️	0.04	✔️	3	-	Low Risk
<i>percentile rank</i>			48	21	15	9												
<i># of funds in category</i>			1,237	1,133	1,056	807												
-----																		
State St Russell Lg Cp Val® Indx NL Cl C		Large Value	-7.64	5.98	6.68	10.30	✔️	21.53	1.00	23.86	✔️	🇺🇸	✔️	0.04	✔️	3	-	Medium Risk
<i>percentile rank</i>			68	69	63	51												
<i># of funds in category</i>			1,233	1,161	1,105	825												
-----																		
Vanguard Mid-Cap Growth Index Admiral	VMGMX	Mid-Cap Growth	-28.84	4.86	7.81	10.90	✔️	24.98	1.00	9.86	✔️	🇺🇸	✔️	0.07	✔️	3	1-Low	Medium Risk
<i>percentile rank</i>			64	42	40	45												
<i># of funds in category</i>			592	540	505	395												
-----																		
Vanguard Mid-Cap Value Index Admiral	VMVAX	Mid-Cap Value	-7.90	6.74	6.39	10.98	✔️	24.01	0.96	16.38	✔️	🇺🇸	✔️	0.07	✔️	4	1-Low	Medium Risk
<i>percentile rank</i>			47	50	40	13												
<i># of funds in category</i>			407	395	374	274												
-----																		
State St Russell Sm Cap® Gr Indx NL Cl C		Small Growth	-26.49	0.43	3.34	9.07	✔️	26.57	1.00	13.33	✔️	🇺🇸	✔️	0.05	✔️	2	-	Medium Risk
<i>percentile rank</i>			45	84	88	78												
<i># of funds in category</i>			604	576	534	405												
-----																		
State St Russell Sm Cp® Val Indx NL Cl C		Small Value	-14.57	4.77	4.15	8.46	✔️	27.47	0.99	13.33	✔️	🇺🇸	✔️	0.05	✔️	2	-	Medium Risk
<i>percentile rank</i>			85	75	62	55												
<i># of funds in category</i>			483	455	428	324												
-----																		
Non-US Stock																		
Vanguard Emerging Mkts Stock Idx Adm	VEMAX	Diversified Emerging Mkts	-17.78	-1.50	-0.36	1.55	✔️	20.04	0.96	14.35	✔️	🇺🇸	✔️	0.14	✔️	2	1-Low	Medium Risk
<i>percentile rank</i>			32	38	30	43												
<i># of funds in category</i>			820	736	652	397												
-----																		
Vanguard Developed Markets Index Admiral	VTMGX	Foreign Large Blend Index	-15.32	1.33	1.67	4.92	✔️	21.45	1.08	9.86	✔️	🇺🇸	✔️	0.07	✔️	2	1-Low	Low Risk
<i>percentile rank</i>			47	28	35	20												
<i># of funds in category</i>			763	723	630	440												
-----																		
Vanguard International Growth Adm	VWILX	Foreign Large Growth	-30.79	3.14	4.75	7.84	✔️	24.95	1.05	13.02	✔️	🇺🇸	✔️	0.34	✔️	3	-	Low Risk
<i>percentile rank</i>			82	9	13	4												
<i># of funds in category</i>			443	399	346	230												
-----																		
DFA International Value I	DFIVX	Foreign Large Value	-3.48	3.88	1.36	4.61	✔️	24.88	1.15	12.85	✔️	🇺🇸	✔️	0.29	✔️	1	-	Medium Risk
<i>percentile rank</i>			10	8	26	15												
<i># of funds in category</i>			356	326	303	180												
-----																		
Vanguard Total World Stock Index Admiral	VTWAX	Global Stock	-18.01	4.18	-	-	✔️	20.59	1.02	9.86	✔️	---	✔️	0.10	✔️	2	1-Low	Low Risk
<i>percentile rank</i>			60	46	-	-												
<i># of funds in category</i>			370	340	290	180												

# AFFILIATES IN ORAL AND

## Screens Summary (Data as of 12-31-2022)

🚫 Fund Removed from Approved List    ⚠️ Fund on Watch List

Name	Ticker	Asset Class	Trailing Performance and Risk				Management			Style		Expense		ESG Metrics				
			1 Yr	3 Yr	5 Yr	10 Yr	Pass/ Fail	Std Dev 3 Yr %	Beta 3 Yr %	Tenure	Pass/ Fail	Style Box	Pass/ Fail	Exp Ratio	Pass/ Fail	Sustain. Rating <i>Updated</i>	Commit. Level <i>Updated</i>	Carbon Risk <i>Updated</i>
<b>Alternative</b>																		
⚠️ Invesco Balanced-Risk Commodity Strat R6	IBRFX	Commodities Broad Basket	8.13	11.63	5.07	-0.89	✖️	18.02	0.86	12.09	✔️	—	—	1.11	✔️	—	—	—
<i>percentile rank</i>			93	76	83	55												
<i># of funds in category</i>			114	109	91	65												
Vanguard Real Estate Index Admiral	VGSLX	Real Estate	-26.20	-0.41	3.68	6.42	✔️	22.84	0.96	26.65	✔️	—	✔️	0.12	✔️	3	1-Low	Low Risk
<i>percentile rank</i>			61	57	50	34												
<i># of funds in category</i>			257	238	214	155									12-31-2022	02-15-2022	12-31-2022	
<b>Fixed Income</b>																		
Loomis Sayles Core Plus Bond N	NERNX	Core Plus Bond	-12.65	-1.55	0.69	—	✔️	6.53	1.08	26.02	✔️	—	—	0.38	✔️	3	1-Low	—
<i>percentile rank</i>			25	15	18	—												
<i># of funds in category</i>			623	565	513	370									12-31-2022	02-15-2022	—	
PIMCO International Bond (USD-Hdg) Instl	PFORX	Global Bond	-9.84	-2.00	0.72	2.61	✔️	4.88	0.64	8.27	✔️	—	—	0.51	✔️	3	—	—
<i>percentile rank</i>			14	13	5	1												
<i># of funds in category</i>			130	112	98	59									12-31-2022	—	—	
Vanguard High-Yield Corporate Adm	VWEAX	High Yield Bond	-8.97	-0.15	2.31	3.75	✔️	10.27	0.90	14.89	✔️	—	—	0.13	✔️	—	—	—
<i>percentile rank</i>			27	44	26	23												
<i># of funds in category</i>			687	630	584	417												
Vanguard Inflation-Protected Secs Adm	VAIPX	Inflation-Protected Bond	-11.89	1.09	1.96	1.00	✔️	6.84	0.97	1.15	✖️	—	—	0.10	✔️	3	—	—
<i>percentile rank</i>			54	53	52	43												
<i># of funds in category</i>			217	204	195	138									12-31-2022	—	—	
Baird Aggregate Bond Inst	BAGIX	Intermediate-Term Bond	-13.35	-2.48	0.25	1.49	✔️	6.23	1.05	22.27	✔️	📦	—	0.30	✔️	3	1-Low	—
<i>percentile rank</i>			49	31	22	9												
<i># of funds in category</i>			471	423	389	289									12-31-2022	02-15-2022	—	
Lincoln Stable Value Account -LNGPA		Stable Value	—	—	—	—	—	—	—	39.69	✔️	—	—	—	—	—	—	—
<i>percentile rank</i>			—	—	—	—												
<i># of funds in category</i>			42	—	—	—												
Federated Hermes Govt Ultrashort R6	FGULX	Ultrashort Bond	0.45	0.63	1.19	—	✔️	0.59	0.06	25.49	✔️	—	—	0.24	✔️	—	—	—
<i>percentile rank</i>			38	44	60	—												
<i># of funds in category</i>			237	218	180	107												
<b>Target Date</b>																		
Vanguard Target Retirement 2020 Fund	VTWNX	Target Date	-14.15	1.33	3.22	5.83	✔️	11.48	0.91	9.86	✔️	—	✔️	0.08	✔️	3	1-Low	—
<i>percentile rank</i>			39	55	44	29												
<i># of funds in category</i>			153	143	122	56									12-31-2022	02-15-2022	—	
Vanguard Target Retirement 2025 Fund	VTTVX	Target Date	-15.55	1.66	3.58	6.43	✔️	13.38	0.96	9.86	✔️	—	✔️	0.08	✔️	3	1-Low	Low Risk
<i>percentile rank</i>			52	46	39	18												
<i># of funds in category</i>			239	214	185	117									12-31-2022	02-15-2022	12-31-2022	
Vanguard Target Retirement 2030 Fund	VTHRX	Target Date	-16.27	2.09	3.94	6.99	✔️	14.76	0.96	9.86	✔️	—	✔️	0.08	✔️	3	1-Low	Low Risk
<i>percentile rank</i>			44	51	45	25												
<i># of funds in category</i>			241	214	185	110									12-31-2022	02-15-2022	12-31-2022	

# AFFILIATES IN ORAL AND

## Screens Summary (Data as of 12-31-2022)

⊖ Fund Removed from Approved List    ⚠ Fund on Watch List

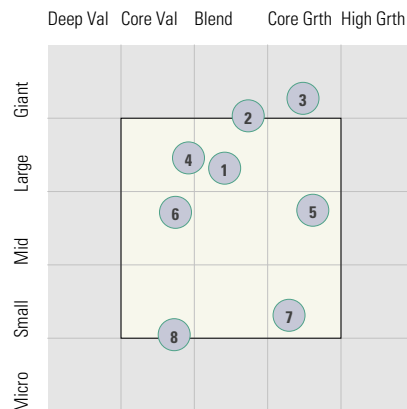
Name	Ticker	Asset Class	Trailing Performance and Risk				Management			Style		Expense		ESG Metrics				
			1 Yr	3 Yr	5 Yr	10 Yr	Pass/ Fail	Std Dev 3 Yr %	Beta 3 Yr %	Tenure	Pass/ Fail	Style Box	Pass/ Fail	Exp Ratio	Sustain. Rating	Commit. Level	Carbon Risk	
														Updated	Updated	Updated		
Vanguard Target Retirement 2035 Fund	VTHX	Target Date	-16.62	2.64	4.34	7.57	✓	16.04	0.95	9.86	✓	—	✓	0.08	✓	3	1-Low	Low Risk
percentile rank			37	55	49	29												
# of funds in category			232	207	182	114												
														12-31-2022	02-15-2022	12-31-2022		
Vanguard Target Retirement 2040 Fund	VFORX	Target Date	-16.98	3.17	4.74	8.06	✓	17.33	0.94	9.86	✓	—	✓	0.08	✓	3	1-Low	Low Risk
percentile rank			36	50	45	26												
# of funds in category			236	208	185	110												
														12-31-2022	02-15-2022	12-31-2022		
Vanguard Target Retirement 2045 Fund	VTIVX	Target Date	-17.36	3.74	5.14	8.34	✓	18.64	0.97	9.86	✓	—	✓	0.08	✓	3	1-Low	Low Risk
percentile rank			31	37	34	21												
# of funds in category			232	207	182	113												
														12-31-2022	02-15-2022	12-31-2022		
Vanguard Target Retirement 2050 Fund	VFIFX	Target Date	-17.46	3.80	5.18	8.36	✓	18.82	0.96	9.86	✓	—	✓	0.08	✓	3	1-Low	Low Risk
percentile rank			29	36	37	22												
# of funds in category			233	208	185	109												
														12-31-2022	02-15-2022	12-31-2022		
Vanguard Target Retirement 2055 Fund	VFFVX	Target Date	-17.46	3.79	5.18	8.34	✓	18.83	0.95	9.86	✓	—	✓	0.08	✓	3	1-Low	Low Risk
percentile rank			24	38	39	25												
# of funds in category			230	205	182	95												
														12-31-2022	02-15-2022	12-31-2022		
Vanguard Target Retirement 2060 Fund	VTTSX	Target Date	-17.46	3.79	5.18	8.34	✓	18.81	1.35	9.86	✓	—	✓	0.08	✓	3	1-Low	Low Risk
percentile rank			25	43	46	1												
# of funds in category			228	198	171	1												
														12-31-2022	02-15-2022	12-31-2022		
Vanguard Target Retirement 2065 Fund	VLXVX	Target Date	-17.39	3.78	5.15	—	✘	18.82	1.35	5.47	✓	—	✓	0.08	✓	3	1-Low	Low Risk
percentile rank			16	47	49	—												
# of funds in category			176	64	15	—												
														12-31-2022	02-15-2022	12-31-2022		
Vanguard Target Retirement 2070 Fund	VSVNX	Target Date	—	—	—	—	—	—	—	0.51	✘	—	✓	0.08	✓	3	—	Low Risk
percentile rank			—	—	—	—												
# of funds in category			176	64	15	—												
														12-31-2022	—	12-31-2022		
Vanguard Target Retirement Income Fund	VTINX	Target Date	-12.74	0.34	2.30	3.62	✓	8.59	0.88	9.86	✓	—	✓	0.08	✓	3	1-Low	—
percentile rank			54	38	36	40												
# of funds in category			178	161	142	96												
														12-31-2022	02-15-2022	—		
<b>Balanced</b>																		
Vanguard LifeStrategy Cnsvr Gr Inv	VSCGX	Target Risk	-14.99	0.18	2.45	4.44	✓	10.44	1.02	0.85	✘	—	✓	0.12	✓	3	1-Low	—
percentile rank			78	68	45	31												
# of funds in category			467	433	406	300												
														12-31-2022	02-15-2022	—		
Vanguard LifeStrategy Growth Inv	VASGX	Target Risk	-17.09	3.06	4.64	7.60	✓	17.09	1.02	0.85	✘	—	✓	0.14	✓	3	1-Low	Low Risk
percentile rank			63	60	43	34												
# of funds in category			322	296	279	224												
														12-31-2022	02-15-2022	12-31-2022		
Vanguard LifeStrategy Income Inv	VASIX	Target Risk	-13.93	-1.45	1.20	2.77	✓	7.50	0.99	0.85	✘	—	✓	0.11	✓	4	1-Low	—
percentile rank			85	84	64	42												
# of funds in category			142	128	125	90												
														12-31-2022	02-15-2022	—		
Vanguard LifeStrategy Moderate Gr Inv	VSMGX	Target Risk	-16.00	1.65	3.58	6.05	✓	13.71	0.99	0.85	✘	—	✓	0.13	✓	3	1-Low	Low Risk
percentile rank			66	79	64	55												
# of funds in category			758	698	658	495												
														12-31-2022	02-15-2022	12-31-2022		

# AFFILIATES IN ORAL AND

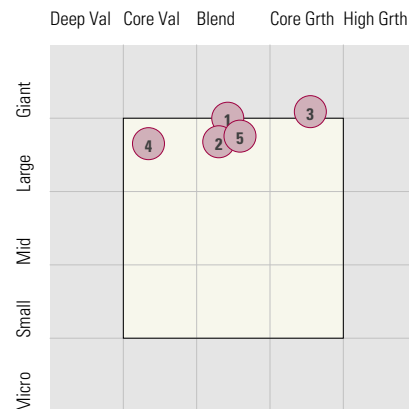
## Style Analysis (Data as of 12-31-2022)

### Style Analysis

Morningstar Style Box US Stock



Morningstar Style Box Non-US Stock



#### US Stock Funds

	Category	Super Sectors %			Asset Allocation %			Avg Mkt Cap M\$	
		Cyclical	Defensive	Sensitive	Cash	US Stock	Foreign		
1	DFA US Core Equity 1 I	Large Blend	31.11	23.44	45.45	0.93	97.84	1.22	57.32
2	Vanguard 500 Index Admiral	Large Blend Index	28.67	26.71	44.61	0.33	98.54	1.12	161.35
3	State St Russell Lg Cap Gr® Indx NL CI C	Large Growth	23.91	20.17	55.92	0.86	98.90	0.24	221.97
4	State St Russell Lg Cp Val® Indx NL CI C	Large Value	34.87	30.79	34.34	1.36	97.03	1.60	73.22
5	Vanguard Mid-Cap Growth Index Admiral	Mid-Cap Growth	27.75	17.64	54.62	0.66	98.09	1.25	23.11
6	Vanguard Mid-Cap Value Index Admiral	Mid-Cap Value	43.78	28.95	27.26	0.41	97.96	1.63	21.77
7	State St Russell Sm Cap® Gr Indx NL CI C	Small Growth	22.71	29.84	47.46	0.92	97.19	1.90	2.51
8	State St Russell Sm Cp® Val Indx NL CI C	Small Value	53.43	19.23	27.35	0.33	98.10	1.57	1.82

#### Non-US Stock Funds

	Category	Super Sectors %			Regional Exposure %			Market Maturity %			
		Cyclical	Defensive	Sensitive	Americas	Greater Asia	Greater Europe	Developed	EM%	Avg Mkt Cap M\$	
1	Vanguard Emerging Mkts Stock Idx Adm	Diversified Emerging Mkts	47.33	15.11	37.56	9.72	75.93	14.35	21.09	78.91	20.09
2	Vanguard Developed Markets Index Admiral	Foreign Large Blend Index	41.39	22.98	35.64	10.76	36.24	53.00	99.43	0.57	27.03
3	Vanguard International Growth Adm	Foreign Large Growth	35.62	24.85	39.52	19.40	30.58	50.02	79.91	20.09	51.99
4	DFA International Value I	Foreign Large Value	57.27	11.11	31.63	9.86	31.28	58.86	99.51	0.49	29.32
5	Vanguard Total World Stock Index Admiral	Global Stock	35.24	23.67	41.09	62.54	19.09	18.37	91.49	8.51	58.67

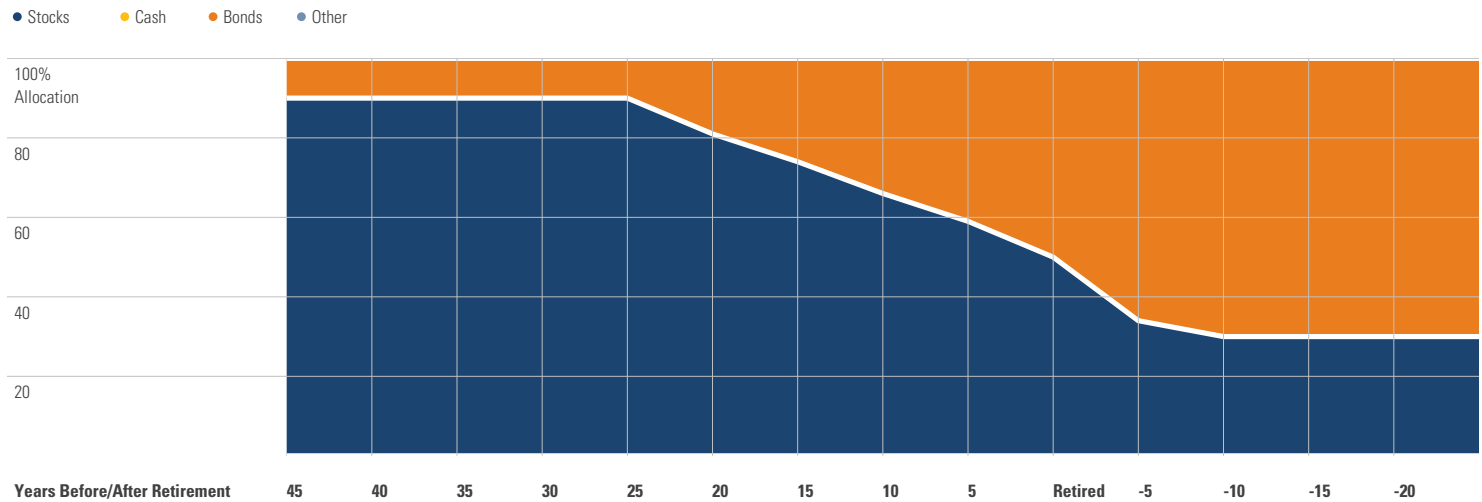
#### Fixed Income Funds

	Category	Super Sectors %				Avg Eff Duration	Credit Quality %			
		US Govt Debt	Mtg	US Credit	Non US		Inv Grade	Below Inv Grade	NR/NA	
1	Loomis Sayles Core Plus Bond N	Core Plus Bond	42.08	25.38	29.33	0.00	6.84	91.20	8.80	0.00
2	PIMCO International Bond (USD-Hdg) Instl	Global Bond	40.62	2.82	6.35	0.00	6.67	94.31	5.70	0.00
3	Vanguard High-Yield Corporate Adm	High Yield Bond	5.10	0.00	85.52	0.00	3.94	13.62	86.14	0.24
4	Vanguard Inflation-Protected Secs Adm	Inflation-Protected Bond	95.86	0.00	0.00	0.00	6.54	95.88	0.00	4.12
5	Baird Aggregate Bond Inst	Intermediate-Term Bond	25.92	25.01	47.20	0.00	6.17	99.70	0.30	0.00
6	Lincoln Stable Value Account -LNGPA	Stable Value	-	-	-	0.00	-	0.00	0.00	-
7	Federated Hermes Govt Ultrashort R6	Ultrashort Bond	7.01	31.43	0.00	0.00	0.30	100.00	0.00	0.00

# AFFILIATES IN ORAL AND

## Target Date Analysis (Data as of 12-31-2022)

### Target Date Allocation



### Target Date Portfolio Data

#### Asset Allocation %

	Total Stock	US Stock	Non-US Stock	Total Bond	Infl Prot Bond	HY Bond	Cash	Other	Avg Mkt Cap \$M
Vanguard Target Retirement 2020 Fund	41.82	24.85	16.97	54.88	15.54	0.18	3.27	0.03	57.23
Vanguard Target Retirement 2025 Fund	54.03	31.84	22.19	42.94	6.25	0.15	2.99	0.03	56.84
Vanguard Target Retirement 2030 Fund	62.61	36.80	25.81	34.55	0.00	0.13	2.80	0.04	56.72
Vanguard Target Retirement 2035 Fund	69.63	40.88	28.75	27.40	0.00	0.10	2.93	0.04	56.67
Vanguard Target Retirement 2040 Fund	76.99	45.29	31.70	20.13	0.00	0.08	2.84	0.03	56.76
Vanguard Target Retirement 2045 Fund	84.31	49.69	34.62	12.96	0.00	0.05	2.69	0.04	56.84
Vanguard Target Retirement 2050 Fund	88.00	51.89	36.11	9.33	0.00	0.04	2.64	0.04	56.87
Vanguard Target Retirement 2055 Fund	87.93	51.89	36.04	9.30	0.00	0.04	2.73	0.04	56.90
Vanguard Target Retirement 2060 Fund	87.82	51.88	35.94	9.27	0.00	0.04	2.86	0.04	56.95
Vanguard Target Retirement 2065 Fund	87.85	52.34	35.51	9.12	0.00	0.04	2.99	0.04	57.35
Vanguard Target Retirement 2070 Fund	88.29	53.23	35.06	9.78	0.00	0.04	1.89	0.04	57.92
Vanguard Target Retirement Income Fund	28.79	16.96	11.83	67.58	19.62	0.20	3.60	0.02	56.82