

# AUTO INVESTMENT INC 401K PLAN

## Screens Summary (Data as of 12-31-2022)

⊖ Fund Removed from Approved List    ⚠ Fund on Watch List

Name	Ticker	Asset Class	Trailing Performance and Risk				Management			Style		Expense		ESG Metrics				
			1 Yr	3 Yr	5 Yr	10 Yr	Pass/ Fail	Std Dev 3 Yr %	Beta 3 Yr %	Tenure	Pass/ Fail	Style Box	Pass/ Fail	Exp Ratio	Sustain. Rating	Commit. Level	Carbon Risk	
<b>US Stock</b>																		
American Funds Invmt Co of Amer R6	RICGX	Large Blend	-15.26	6.87	7.41	11.28	✓	19.53	0.91	30.85	✓	☒	✓	0.27	✓	1	-	Low Risk
<i>percentile rank</i>			31	61	76	63												
<i># of funds in category</i>			1,379	1,247	1,137	837									11-30-2022	-	09-30-2022	
Vanguard 500 Index Admiral	VFIAX	Large Blend Index	-18.15	7.62	9.39	12.52	✓	21.17	1.00	6.68	✓	☒	✓	0.04	✓	3	1-Low	Low Risk
<i>percentile rank</i>			52	33	25	13												
<i># of funds in category</i>			1,379	1,247	1,137	837									11-30-2022	02-15-2022	09-30-2022	
Vanguard Mid Cap Index Admiral	VIMAX	Mid-Cap Blend	-18.71	6.17	7.32	11.10	✓	23.61	0.98	24.63	✓	☒	✓	0.05	✓	4	1-Low	Medium Risk
<i>percentile rank</i>			86	56	30	17												
<i># of funds in category</i>			413	378	350	227									11-30-2022	02-15-2022	09-30-2022	
Vanguard Small Cap Index Adm	VSMAX	Small Blend	-17.61	4.93	5.94	10.11	✓	25.52	0.96	6.68	✓	☒	✓	0.05	✓	4	1-Low	Medium Risk
<i>percentile rank</i>			63	61	26	23												
<i># of funds in category</i>			627	600	558	375									11-30-2022	02-15-2022	09-30-2022	
<b>Non-US Stock</b>																		
American Funds Intl Gr and Inc R6	RIGGX	Foreign Large Blend	-15.16	0.36	2.06	4.28	✓	21.51	1.08	14.26	✓	☒	✓	0.54	✓	2	1-Low	Low Risk
<i>percentile rank</i>			44	56	22	48												
<i># of funds in category</i>			763	723	630	440									11-30-2022	02-15-2022	09-30-2022	
<b>Fixed Income</b>																		
American Century Inflation Adjs Bond R5	AIANX	Inflation-Protected Bond	-12.21	1.12	1.79	0.84	✓	7.22	1.02	21.10	✓	—	—	0.26	✓	3	-	-
<i>percentile rank</i>			68	48	65	58												
<i># of funds in category</i>			217	204	195	138									11-30-2022	-	-	
Baird Aggregate Bond Inst	BAGIX	Intermediate-Term Bond	-13.35	-2.48	0.25	1.49	✓	6.23	1.05	22.27	✓	☒	—	0.30	✓	3	1-Low	-
<i>percentile rank</i>			49	31	22	9												
<i># of funds in category</i>			471	423	389	289									11-30-2022	02-15-2022	-	
Federated Hermes Govt Ultrashort IS	FGUSX	Ultrashort Bond	0.43	0.61	1.17	0.77	✖	0.60	0.06	25.49	✓	—	—	0.26	✓	-	-	-
<i>percentile rank</i>			39	47	63	67												
<i># of funds in category</i>			237	218	180	107									-	-	-	
<b>Target Date</b>																		
Vanguard Target Retirement 2020 Fund	VTWNX	Target Date	-14.15	1.33	3.22	5.83	✓	11.48	0.91	9.86	✓	—	✓	0.08	✓	3	1-Low	-
<i>percentile rank</i>			39	55	44	29												
<i># of funds in category</i>			153	143	122	56									11-30-2022	02-15-2022	-	
Vanguard Target Retirement 2025 Fund	VTVX	Target Date	-15.55	1.66	3.58	6.43	✓	13.38	0.96	9.86	✓	—	✓	0.08	✓	3	1-Low	Low Risk
<i>percentile rank</i>			52	46	39	18												
<i># of funds in category</i>			239	214	185	117									11-30-2022	02-15-2022	06-30-2022	
Vanguard Target Retirement 2030 Fund	VTHRX	Target Date	-16.27	2.09	3.94	6.99	✓	14.76	0.96	9.86	✓	—	✓	0.08	✓	3	1-Low	Low Risk
<i>percentile rank</i>			44	51	45	25												
<i># of funds in category</i>			241	214	185	110									11-30-2022	02-15-2022	09-30-2022	

# AUTO INVESTMENT INC 401K PLAN

## Screens Summary (Data as of 12-31-2022)

⊖ Fund Removed from Approved List    ⚠ Fund on Watch List

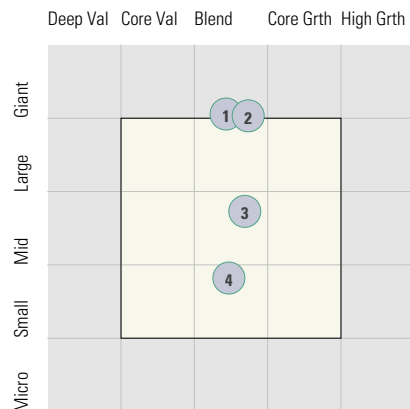
Name	Ticker	Asset Class	Trailing Performance and Risk				Management			Style		Expense		ESG Metrics				
			1 Yr	3 Yr	5 Yr	10 Yr	Pass/ Fail	Std Dev 3 Yr %	Beta 3 Yr %	Tenure	Pass/ Fail	Style Box	Pass/ Fail	Exp Ratio	Pass/ Fail	Sustain. Rating	Commit. Level	Carbon Risk
														Updated	Updated	Updated		
Vanguard Target Retirement 2035 Fund	VTHX	Target Date	-16.62	2.64	4.34	7.57	✔	16.04	0.95	9.86	✔	—	✔	0.08	✔	3	1-Low	Low Risk
<i>percentile rank</i>			37	55	49	29												
<i># of funds in category</i>			232	207	182	114												
														11-30-2022	02-15-2022	09-30-2022		
Vanguard Target Retirement 2040 Fund	VFORX	Target Date	-16.98	3.17	4.74	8.06	✔	17.33	0.94	9.86	✔	—	✔	0.08	✔	3	1-Low	Low Risk
<i>percentile rank</i>			36	50	45	26												
<i># of funds in category</i>			236	208	185	110												
														11-30-2022	02-15-2022	09-30-2022		
Vanguard Target Retirement 2045 Fund	VTIVX	Target Date	-17.36	3.74	5.14	8.34	✔	18.64	0.97	9.86	✔	—	✔	0.08	✔	3	1-Low	Low Risk
<i>percentile rank</i>			31	37	34	21												
<i># of funds in category</i>			232	207	182	113												
														11-30-2022	02-15-2022	09-30-2022		
Vanguard Target Retirement 2050 Fund	VFIFX	Target Date	-17.46	3.80	5.18	8.36	✔	18.82	0.96	9.86	✔	—	✔	0.08	✔	3	1-Low	Low Risk
<i>percentile rank</i>			29	36	37	22												
<i># of funds in category</i>			233	208	185	109												
														11-30-2022	02-15-2022	09-30-2022		
Vanguard Target Retirement 2055 Fund	VFFVX	Target Date	-17.46	3.79	5.18	8.34	✔	18.83	0.95	9.86	✔	—	✔	0.08	✔	3	1-Low	Low Risk
<i>percentile rank</i>			24	38	39	25												
<i># of funds in category</i>			230	205	182	95												
														11-30-2022	02-15-2022	09-30-2022		
Vanguard Target Retirement 2060 Fund	VTTSX	Target Date	-17.46	3.79	5.18	8.34	✔	18.81	1.35	9.86	✔	—	✔	0.08	✔	3	1-Low	Low Risk
<i>percentile rank</i>			25	43	46	1												
<i># of funds in category</i>			228	198	171	1												
														11-30-2022	02-15-2022	09-30-2022		
Vanguard Target Retirement 2065 Fund	VLXVX	Target Date	-17.39	3.78	5.15	—	✖	18.82	1.35	5.47	✔	—	✔	0.08	✔	3	1-Low	Low Risk
<i>percentile rank</i>			16	47	49	—												
<i># of funds in category</i>			176	64	15	—												
														11-30-2022	02-15-2022	09-30-2022		
Vanguard Target Retirement 2070 Fund	VSVNX	Target Date	—	—	—	—	—	—	—	0.51	✖	—	✔	0.08	✔	3	—	Low Risk
<i>percentile rank</i>			—	—	—	—												
<i># of funds in category</i>			176	64	15	—												
														11-30-2022	—	09-30-2022		
Vanguard Target Retirement Income Fund	VTINX	Target Date	-12.74	0.34	2.30	3.62	✔	8.59	0.88	9.86	✔	—	✔	0.08	✔	3	1-Low	—
<i>percentile rank</i>			54	38	36	40												
<i># of funds in category</i>			178	161	142	96												
														11-30-2022	02-15-2022	—		
<b>Balanced</b>																		
Vanguard LifeStrategy Cnsvr Gr Inv	VSCGX	Target Risk	-14.99	0.18	2.45	4.44	✔	10.44	1.02	0.85	✖	—	✔	0.12	✔	3	1-Low	—
<i>percentile rank</i>			78	68	45	31												
<i># of funds in category</i>			467	433	406	300												
														11-30-2022	02-15-2022	—		
Vanguard LifeStrategy Growth Inv	VASGX	Target Risk	-17.09	3.06	4.64	7.60	✔	17.09	1.02	0.85	✖	—	✔	0.14	✔	3	1-Low	Low Risk
<i>percentile rank</i>			63	60	43	34												
<i># of funds in category</i>			322	296	279	224												
														11-30-2022	02-15-2022	09-30-2022		
Vanguard LifeStrategy Income Inv	VASIX	Target Risk	-13.93	-1.45	1.20	2.77	✔	7.50	0.99	0.85	✖	—	✔	0.11	✔	3	1-Low	—
<i>percentile rank</i>			85	84	64	42												
<i># of funds in category</i>			142	128	125	90												
														11-30-2022	02-15-2022	—		
Vanguard LifeStrategy Moderate Gr Inv	VSMGX	Target Risk	-16.00	1.65	3.58	6.05	✔	13.71	0.99	0.85	✖	—	✔	0.13	✔	3	1-Low	Low Risk
<i>percentile rank</i>			66	79	64	55												
<i># of funds in category</i>			758	698	658	495												
														11-30-2022	02-15-2022	09-30-2022		

# AUTO INVESTMENT INC 401K PLAN

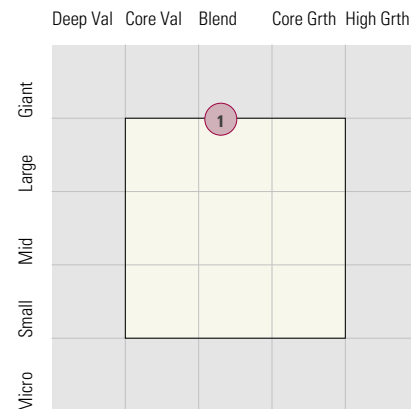
## Style Analysis (Data as of 12-31-2022)

### Style Analysis

Morningstar Style Box US Stock



Morningstar Style Box Non-US Stock



● US Stock Funds		Super Sectors %			Asset Allocation %			
	Category	Cyclical	Defensive	Sensitive	Cash	US Stock	Foreign	Avg Mkt Cap M\$
1	American Funds Invmt Co of Amer R6	26.41	27.43	46.16	8.72	80.44	10.38	145.64
2	Vanguard 500 Index Admiral	28.67	26.71	44.61	0.33	98.54	1.12	161.35
3	Vanguard Mid Cap Index Admiral	36.29	23.70	40.00	1.15	97.41	1.44	22.38
4	Vanguard Small Cap Index Adm	39.68	19.59	40.73	1.78	97.54	0.68	4.88

● Non-US Stock Funds		Super Sectors %			Regional Exposure %			Market Maturity %		
	Category	Cyclical	Defensive	Sensitive	Americas	Greater Asia	Greater Europe	Developed	EM%	Avg Mkt Cap M\$
1	American Funds Intl Gr and Inc R6	36.70	27.75	35.55	15.73	28.28	55.98	84.41	15.59	39.09

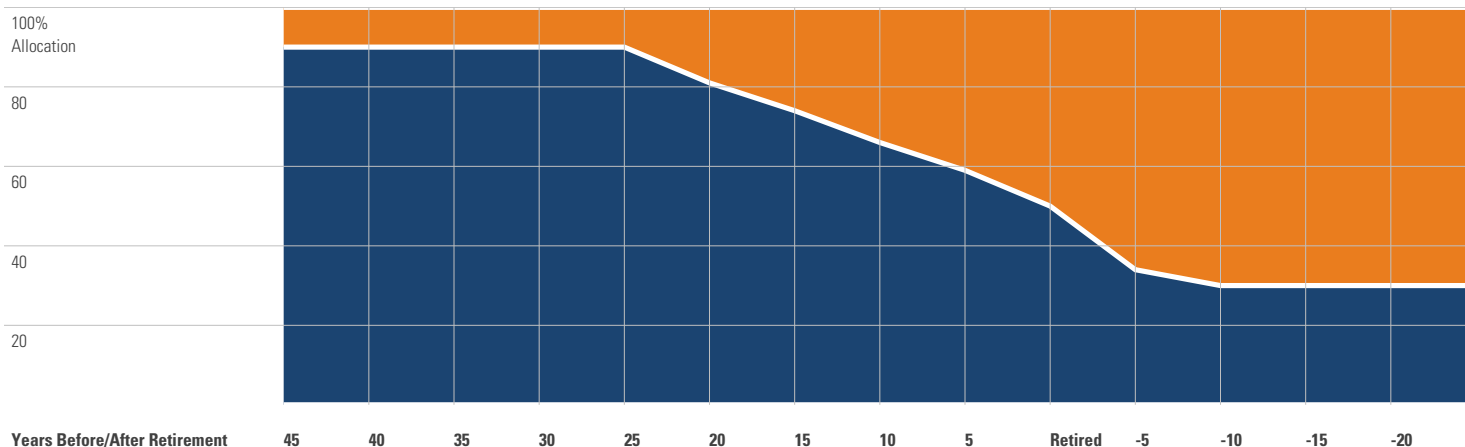
● Fixed Income Funds		Super Sectors %				Other Stats		Credit Quality %		
	Category	US Govt Debt	Mtg	US Credit	Non US	Avg Eff Duration	Inv Grade	Below Inv Grade	NR/NA	
1	American Century Inflation Adjs Bond R5	90.52	0.01	4.92	0.00	7.19	97.17	0.09	2.74	
2	Baird Aggregate Bond Inst	24.00	23.55	44.16	0.00	6.20	99.70	0.30	0.00	
3	Federated Hermes Govt Ultrashort IS	6.41	29.59	0.00	0.00	0.36	100.00	0.00	0.00	

# AUTO INVESTMENT INC 401K PLAN

## Target Date Analysis (Data as of 12-31-2022)

### Target Date Allocation

● Stocks ● Cash ● Bonds ● Other



### Target Date Portfolio Data

#### Asset Allocation %

	Total Stock	US Stock	Non-US Stock	Total Bond	Infl Prot Bond	HY Bond	Cash	Other	Avg Mkt Cap \$M
Vanguard Target Retirement 2020 Fund	41.82	24.85	16.97	54.88	15.54	0.18	3.27	0.03	57.23
Vanguard Target Retirement 2025 Fund	54.03	31.84	22.19	42.94	6.25	0.15	2.99	0.03	56.84
Vanguard Target Retirement 2030 Fund	62.61	36.80	25.81	34.55	0.00	0.13	2.80	0.04	56.72
Vanguard Target Retirement 2035 Fund	69.63	40.88	28.75	27.40	0.00	0.10	2.93	0.04	56.67
Vanguard Target Retirement 2040 Fund	76.99	45.29	31.70	20.13	0.00	0.08	2.84	0.03	56.76
Vanguard Target Retirement 2045 Fund	84.31	49.69	34.62	12.96	0.00	0.05	2.69	0.04	56.84
Vanguard Target Retirement 2050 Fund	88.00	51.89	36.11	9.33	0.00	0.04	2.64	0.04	56.87
Vanguard Target Retirement 2055 Fund	87.93	51.89	36.04	9.30	0.00	0.04	2.73	0.04	56.90
Vanguard Target Retirement 2060 Fund	87.82	51.88	35.94	9.27	0.00	0.04	2.86	0.04	56.95
Vanguard Target Retirement 2065 Fund	87.85	52.34	35.51	9.12	0.00	0.04	2.99	0.04	57.35
Vanguard Target Retirement 2070 Fund	88.29	53.23	35.06	9.78	0.00	0.04	1.89	0.04	57.92
Vanguard Target Retirement Income Fund	28.79	16.96	11.83	67.58	19.62	0.20	3.60	0.02	56.82