

BROOKGREEN GARDENS RETIREMENT PLAN

Screens Summary (Data as of 12-31-2022)

🚫 Fund Removed from Approved List ⚠️ Fund on Watch List

Name	Ticker	Asset Class	Trailing Performance and Risk				Management			Style		Expense		ESG Metrics				
			1 Yr	3 Yr	5 Yr	10 Yr	Pass/ Fail	Std Dev 3 Yr %	Beta 3 Yr %	Tenure	Pass/ Fail	Style Box	Pass/ Fail	Exp Ratio	Sustain. Rating	Commit. Level	Carbon Risk	
US Stock																		
JPMorgan US Equity R6	JUEMX	Large Blend	-18.77	9.86	10.55	13.32	✔️	21.34	1.00	8.38	✔️	🇺🇸	✔️	0.44	✔️	3	2-Basic	Low Risk
percentile rank			63	5	5	1												
# of funds in category			1,379	1,247	1,137	837												

Vanguard 500 Index Admiral	VFIAX	Large Blend Index	-18.15	7.62	9.39	12.52	✔️	21.17	1.00	6.68	✔️	🇺🇸	✔️	0.04	✔️	3	1-Low	Low Risk
percentile rank			52	33	25	13												
# of funds in category			1,379	1,247	1,137	837												

American Funds AMCAP R6	RAFGX	Large Growth	-28.53	2.60	6.14	10.90	✔️	21.11	0.85	11.68	✔️	🇺🇸	✔️	0.33	✔️	3	-	Low Risk
percentile rank			43	77	83	73												
# of funds in category			1,237	1,133	1,056	807												

American Funds Washington Mutual R6	RWMGX	Large Value	-8.18	8.55	9.41	12.25	✔️	19.43	0.89	25.52	✔️	🇺🇸	✖️	0.26	✔️	2	1-Low	Low Risk
percentile rank			5	16	22	26												
# of funds in category			1,379	1,247	1,137	837												

Vanguard Mid-Cap Growth Index Admiral	VMGMX	Mid-Cap Growth	-28.84	4.86	7.81	10.90	✔️	24.98	1.00	9.86	✔️	🇺🇸	✔️	0.07	✔️	3	1-Low	Medium Risk
percentile rank			64	42	40	45												
# of funds in category			592	540	505	395												

Vanguard Mid-Cap Value Index Admiral	VMVAX	Mid-Cap Value	-7.90	6.74	6.39	10.98	✔️	24.01	0.96	16.38	✔️	🇺🇸	✔️	0.07	✔️	4	1-Low	Medium Risk
percentile rank			47	50	40	13												
# of funds in category			407	395	374	274												

Vanguard Small Cap Growth Index Admiral	VSGAX	Small Growth	-28.39	0.79	5.10	9.27	✔️	25.67	0.95	18.01	✔️	🇺🇸	✖️	0.07	✔️	4	1-Low	Medium Risk
percentile rank			55	80	71	72												
# of funds in category			604	576	534	405												

Vanguard Small Cap Value Index Admiral	VSIAX	Small Value	-9.31	7.13	5.79	10.28	✔️	26.84	0.96	6.68	✔️	🇺🇸	✔️	0.07	✔️	4	1-Low	Medium Risk
percentile rank			37	41	28	13												
# of funds in category			483	455	428	324												

Non-US Stock																		
American Funds New World R6	RNWXG	Diversified Emerging Mkts	-21.75	1.01	3.04	4.98	✔️	20.37	0.90	23.56	✔️	🇺🇸	✔️	0.57	✔️	3	1-Low	Low Risk
percentile rank			58	17	3	2												
# of funds in category			820	736	652	397												

MFS Research International R4	MRSJX	Foreign Large Blend	-17.32	1.53	2.87	4.79	✔️	19.40	0.96	4.33	✔️	🇺🇸	✔️	0.75	✔️	3	2-Basic	Low Risk
percentile rank			71	24	11	24												
# of funds in category			763	723	630	440												

Vanguard International Growth Adm	VWILX	Foreign Large Growth	-30.79	3.14	4.75	7.84	✔️	24.95	1.05	13.02	✔️	🇺🇸	✔️	0.34	✔️	3	-	Low Risk
percentile rank			82	9	13	4												
# of funds in category			443	399	346	230												

Vanguard International Value Inv	VTRIX	Foreign Large Value	-11.66	1.30	1.36	4.31	✔️	21.95	1.04	12.60	✔️	🇺🇸	✔️	0.36	✔️	2	-	Medium Risk
percentile rank			75	40	27	25												
# of funds in category			356	326	303	180												

American Funds Capital World Gr&Inc R6	RWIGX	Global Stock	-17.01	3.43	4.61	7.94	✔️	19.70	0.96	16.92	✔️	—	✔️	0.42	✔️	2	1-Low	Low Risk
percentile rank			44	60	60	54												
# of funds in category			370	340	290	180												

BROOKGREEN GARDENS RETIREMENT PLAN

Screens Summary (Data as of 12-31-2022)

⊖ Fund Removed from Approved List ⚠ Fund on Watch List

Name	Ticker	Asset Class	Trailing Performance and Risk				Management			Style		Expense		ESG Metrics				
			1 Yr	3 Yr	5 Yr	10 Yr	Pass/ Fail	Std Dev 3 Yr %	Beta 3 Yr %	Tenure	Pass/ Fail	Style Box	Pass/ Fail	Exp Ratio	Sustain. Rating	Commit. Level	Carbon Risk	
Alternative																		
⚠ Invesco Balanced-Risk Commodity Strat R6	IBRFX	Commodities Broad Basket	8.13	11.63	5.07	-0.89	⊕	18.02	0.86	12.09	✓	—	—	1.11	✓	—	—	—
<i>percentile rank</i>			93	76	83	55												
<i># of funds in category</i>			114	109	91	65												
Vanguard Real Estate Index Admiral	VGSLX	Real Estate	-26.20	-0.41	3.68	6.42	✓	22.84	0.96	26.65	✓	—	✓	0.12	✓	3	1-Low	Low Risk
<i>percentile rank</i>			61	57	50	34												
<i># of funds in category</i>			257	238	214	155												
															11-30-2022	02-15-2022	09-30-2022	
Fixed Income																		
PIMCO International Bond (USD-Hdg) I-2	PFBPX	Global Bond	-9.93	-2.10	0.62	2.50	✓	4.88	0.64	8.27	✓	—	—	0.61	✓	3	—	—
<i>percentile rank</i>			14	14	6	3												
<i># of funds in category</i>			130	112	98	59												
															11-30-2022	—	—	
BlackRock High Yield Bond Instl	BHYIX	High Yield Bond	-10.43	0.12	2.37	4.15	✓	11.42	1.01	15.01	✓	—	—	0.58	✓	—	2-Basic	—
<i>percentile rank</i>			42	37	24	12												
<i># of funds in category</i>			687	630	584	417												
															—	02-15-2022	—	
American Century Inflation Adjs Bond R5	AIANX	Inflation-Protected Bond	-12.21	1.12	1.79	0.84	✓	7.22	1.02	21.10	✓	—	—	0.26	✓	3	—	—
<i>percentile rank</i>			68	48	65	58												
<i># of funds in category</i>			217	204	195	138												
															11-30-2022	—	—	
Metropolitan West Total Return Bd I	MWTIX	Intermediate-Term Bond	-14.79	-2.76	0.09	1.29	✓	6.50	1.10	25.77	✓	—	—	0.44	✓	3	—	—
<i>percentile rank</i>			82	66	52	48												
<i># of funds in category</i>			623	565	513	370												
															11-30-2022	—	—	
PIMCO Income I2	PONPX	Multisector Bond	-7.90	-0.07	1.59	3.90	✓	7.35	0.92	15.77	✓	—	—	0.61	✓	—	—	—
<i>percentile rank</i>			23	26	23	1												
<i># of funds in category</i>			344	295	258	152												
															—	—	—	
PIMCO Short-Term I2	PTSPX	Ultrashort Bond	-0.42	0.70	1.22	1.38	✓	2.45	0.10	12.01	✓	—	—	0.55	✓	3	—	—
<i>percentile rank</i>			61	37	58	13												
<i># of funds in category</i>			237	218	180	107												
															11-30-2022	—	—	
Target Date																		
Vanguard Target Retirement 2020 Fund	VTWNX	Target Date	-14.15	1.33	3.22	5.83	✓	11.48	0.91	9.86	✓	—	✓	0.08	✓	3	1-Low	—
<i>percentile rank</i>			39	55	44	29												
<i># of funds in category</i>			153	143	122	56												
															11-30-2022	02-15-2022	—	
Vanguard Target Retirement 2025 Fund	VTVX	Target Date	-15.55	1.66	3.58	6.43	✓	13.38	0.96	9.86	✓	—	✓	0.08	✓	3	1-Low	Low Risk
<i>percentile rank</i>			52	46	39	18												
<i># of funds in category</i>			239	214	185	117												
															11-30-2022	02-15-2022	06-30-2022	
Vanguard Target Retirement 2030 Fund	VTHRX	Target Date	-16.27	2.09	3.94	6.99	✓	14.76	0.96	9.86	✓	—	✓	0.08	✓	3	1-Low	Low Risk
<i>percentile rank</i>			44	51	45	25												
<i># of funds in category</i>			241	214	185	110												
															11-30-2022	02-15-2022	09-30-2022	
Vanguard Target Retirement 2035 Fund	VTHX	Target Date	-16.62	2.64	4.34	7.57	✓	16.04	0.95	9.86	✓	—	✓	0.08	✓	3	1-Low	Low Risk
<i>percentile rank</i>			37	55	49	29												
<i># of funds in category</i>			232	207	182	114												
															11-30-2022	02-15-2022	09-30-2022	

BROOKGREEN GARDENS RETIREMENT PLAN

Screens Summary (Data as of 12-31-2022)

⊖ Fund Removed from Approved List ⚠ Fund on Watch List

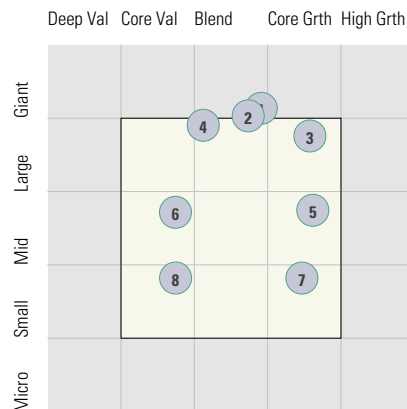
Name	Ticker	Asset Class	Trailing Performance and Risk							Management			Style		Expense		ESG Metrics		
			1 Yr	3 Yr	5 Yr	10 Yr	Pass/ Fail	Std Dev 3 Yr %	Beta 3 Yr %	Tenure	Pass/ Fail	Style Box	Pass/ Fail	Exp Ratio	Pass/ Fail	Sustain. Rating	Commit. Level	Carbon Risk	
																	Updated	Updated	Updated
Vanguard Target Retirement 2040 Fund	VFORX	Target Date	-16.98	3.17	4.74	8.06	✔	17.33	0.94	9.86	✔	—	✔	0.08	✔	3	1-Low	Low Risk	
<i>percentile rank</i>			36	50	45	26													
<i># of funds in category</i>			236	208	185	110									11-30-2022	02-15-2022	09-30-2022		
Vanguard Target Retirement 2045 Fund	VTIVX	Target Date	-17.36	3.74	5.14	8.34	✔	18.64	0.97	9.86	✔	—	✔	0.08	✔	3	1-Low	Low Risk	
<i>percentile rank</i>			31	37	34	21													
<i># of funds in category</i>			232	207	182	113									11-30-2022	02-15-2022	09-30-2022		
Vanguard Target Retirement 2050 Fund	VFIX	Target Date	-17.46	3.80	5.18	8.36	✔	18.82	0.96	9.86	✔	—	✔	0.08	✔	3	1-Low	Low Risk	
<i>percentile rank</i>			29	36	37	22													
<i># of funds in category</i>			233	208	185	109									11-30-2022	02-15-2022	09-30-2022		
Vanguard Target Retirement 2055 Fund	VFFVX	Target Date	-17.46	3.79	5.18	8.34	✔	18.83	0.95	9.86	✔	—	✔	0.08	✔	3	1-Low	Low Risk	
<i>percentile rank</i>			24	38	39	25													
<i># of funds in category</i>			230	205	182	95									11-30-2022	02-15-2022	09-30-2022		
Vanguard Target Retirement 2060 Fund	VTSX	Target Date	-17.46	3.79	5.18	8.34	✔	18.81	1.35	9.86	✔	—	✔	0.08	✔	3	1-Low	Low Risk	
<i>percentile rank</i>			25	43	46	1													
<i># of funds in category</i>			228	198	171	1									11-30-2022	02-15-2022	09-30-2022		
Vanguard Target Retirement 2065 Fund	VLXVX	Target Date	-17.39	3.78	5.15	—	✖	18.82	1.35	5.47	✔	—	✔	0.08	✔	3	1-Low	Low Risk	
<i>percentile rank</i>			16	47	49	—													
<i># of funds in category</i>			176	64	15	—									11-30-2022	02-15-2022	09-30-2022		
Vanguard Target Retirement 2070 Fund	VSVNX	Target Date	—	—	—	—	—	—	—	0.51	✖	—	✔	0.08	✔	3	—	Low Risk	
<i>percentile rank</i>			—	—	—	—													
<i># of funds in category</i>			176	64	15	—									11-30-2022	—	09-30-2022		
Vanguard Target Retirement Income Fund	VTINX	Target Date	-12.74	0.34	2.30	3.62	✔	8.59	0.88	9.86	✔	—	✔	0.08	✔	3	1-Low	—	
<i>percentile rank</i>			54	38	36	40													
<i># of funds in category</i>			178	161	142	96									11-30-2022	02-15-2022	—		
Balanced																			
American Funds American Balanced R6	RLBGX	Moderate Allocation	-11.83	4.42	5.84	8.59	✔	13.31	0.95	24.01	✔	—	✔	0.25	✔	3	1-Low	Low Risk	
<i>percentile rank</i>			24	18	17	5													
<i># of funds in category</i>			758	698	658	495									11-30-2022	02-15-2022	09-30-2022		

BROOKGREEN GARDENS RETIREMENT PLAN

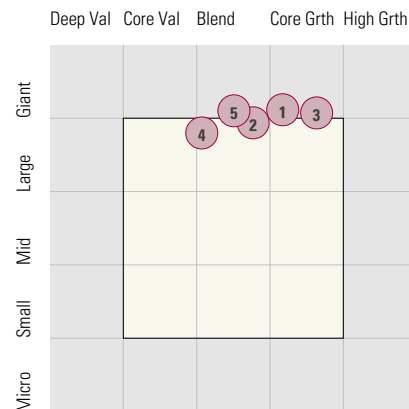
Style Analysis (Data as of 12-31-2022)

Style Analysis

Morningstar Style Box US Stock



Morningstar Style Box Non-US Stock



US Stock Funds

	Category	Super Sectors %			Asset Allocation %			Avg Mkt Cap M\$	
		Cyclical	Defensive	Sensitive	Cash	US Stock	Foreign		
1	JPMorgan US Equity R6	Large Blend	32.33	24.78	42.90	1.16	95.00	3.84	194.14
2	Vanguard 500 Index Admiral	Large Blend Index	28.67	26.71	44.61	0.33	98.54	1.12	161.35
3	American Funds AMCAP R6	Large Growth	31.75	26.63	41.62	8.10	84.39	7.36	92.30
4	American Funds Washington Mutual R6	Large Value	26.94	33.10	39.96	4.63	87.39	7.73	121.35
5	Vanguard Mid-Cap Growth Index Admiral	Mid-Cap Growth	27.75	17.64	54.62	0.66	98.09	1.25	23.11
6	Vanguard Mid-Cap Value Index Admiral	Mid-Cap Value	43.78	28.95	27.26	0.41	97.96	1.63	21.77
7	Vanguard Small Cap Growth Index Admiral	Small Growth	24.85	25.72	49.44	1.98	97.36	0.66	4.85
8	Vanguard Small Cap Value Index Admiral	Small Value	50.02	15.31	34.67	0.65	98.65	0.70	4.90

Non-US Stock Funds

	Category	Super Sectors %			Regional Exposure %			Market Maturity %			
		Cyclical	Defensive	Sensitive	Americas	Greater Asia	Greater Europe	Developed	EM%	Avg Mkt Cap M\$	
1	American Funds New World R6	Diversified Emerging Mkts	38.94	24.45	36.60	39.27	39.96	20.78	59.14	40.86	49.35
2	MFS Research International R4	Foreign Large Blend	41.85	25.66	32.48	6.90	32.46	60.65	96.40	3.60	43.78
3	Vanguard International Growth Adm	Foreign Large Growth	36.32	25.69	37.98	22.99	27.87	49.14	81.50	18.50	48.09
4	Vanguard International Value Inv	Foreign Large Value	43.14	16.58	40.29	12.02	37.77	50.23	79.69	20.31	25.32
5	American Funds Capital World Gr&Inc R6	Global Stock	31.64	27.90	40.46	58.85	18.19	22.95	90.59	9.41	82.63

Fixed Income Funds

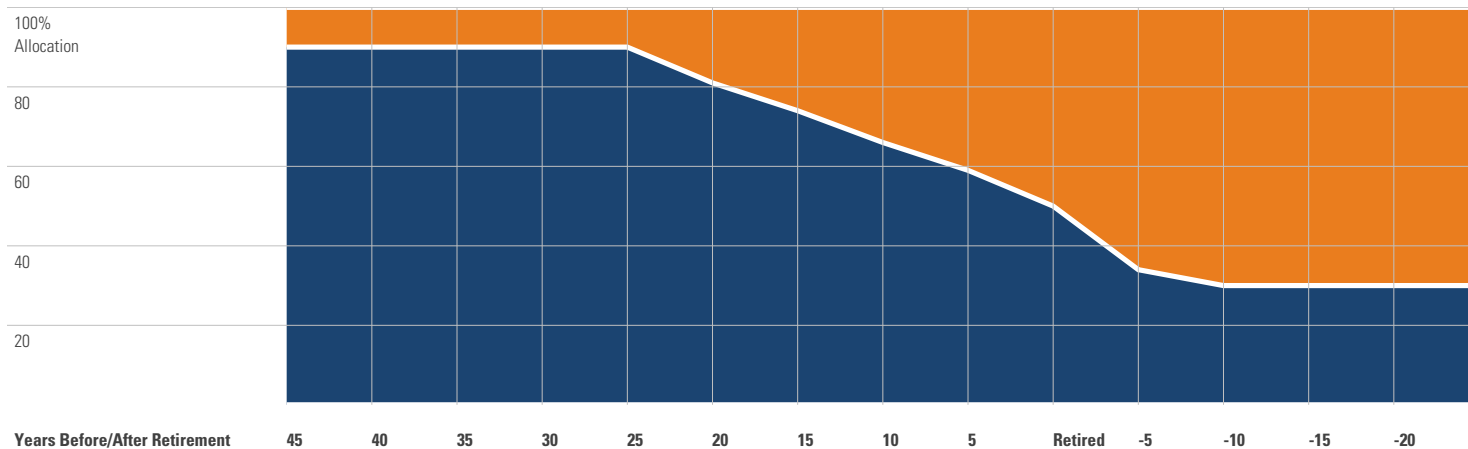
	Category	Super Sectors %				Avg Eff Duration	Credit Quality %			
		US Govt Debt	Mtg	US Credit	Non US		Inv Grade	Below Inv Grade	NR/NA	
1	PIMCO International Bond (USD-Hdg) I-2	Global Bond	40.62	2.82	6.35	0.00	6.67	94.31	5.70	0.00
2	BlackRock High Yield Bond Instl	High Yield Bond	0.01	0.00	83.79	0.00	3.83	15.22	78.60	6.18
3	American Century Inflation Adjs Bond R5	Inflation-Protected Bond	90.52	0.01	4.92	0.00	7.19	97.17	0.09	2.74
4	Metropolitan West Total Return Bd I	Intermediate-Term Bond	30.46	17.25	39.61	0.00	6.78	91.08	8.82	0.10
5	PIMCO Income I2	Multisector Bond	27.36	2.53	12.71	0.00	3.22	71.23	28.78	0.00
6	PIMCO Short-Term I2	Ultrashort Bond	8.85	1.89	38.88	0.00	0.00	98.77	1.23	0.00

BROOKGREEN GARDENS RETIREMENT PLAN

Target Date Analysis (Data as of 12-31-2022)

Target Date Allocation

● Stocks ● Cash ● Bonds ● Other



Target Date Portfolio Data

Asset Allocation %

	Total Stock	US Stock	Non-US Stock	Total Bond	Infl Prot Bond	HY Bond	Cash	Other	Avg Mkt Cap \$M
Vanguard Target Retirement 2020 Fund	41.82	24.85	16.97	54.88	15.54	0.18	3.27	0.03	57.23
Vanguard Target Retirement 2025 Fund	54.03	31.84	22.19	42.94	6.25	0.15	2.99	0.03	56.84
Vanguard Target Retirement 2030 Fund	62.61	36.80	25.81	34.55	0.00	0.13	2.80	0.04	56.72
Vanguard Target Retirement 2035 Fund	69.63	40.88	28.75	27.40	0.00	0.10	2.93	0.04	56.67
Vanguard Target Retirement 2040 Fund	76.99	45.29	31.70	20.13	0.00	0.08	2.84	0.03	56.76
Vanguard Target Retirement 2045 Fund	84.31	49.69	34.62	12.96	0.00	0.05	2.69	0.04	56.84
Vanguard Target Retirement 2050 Fund	88.00	51.89	36.11	9.33	0.00	0.04	2.64	0.04	56.87
Vanguard Target Retirement 2055 Fund	87.93	51.89	36.04	9.30	0.00	0.04	2.73	0.04	56.90
Vanguard Target Retirement 2060 Fund	87.82	51.88	35.94	9.27	0.00	0.04	2.86	0.04	56.95
Vanguard Target Retirement 2065 Fund	87.85	52.34	35.51	9.12	0.00	0.04	2.99	0.04	57.35
Vanguard Target Retirement 2070 Fund	88.29	53.23	35.06	9.78	0.00	0.04	1.89	0.04	57.92
Vanguard Target Retirement Income Fund	28.79	16.96	11.83	67.58	19.62	0.20	3.60	0.02	56.82