

CKA LLC 401K PROFIT SHARING PLAN

Screens Summary (Data as of 12-31-2022)

🔴 Fund Removed from Approved List 🟡 Fund on Watch List

Name	Ticker	Asset Class	Trailing Performance and Risk				Management			Style		Expense		ESG Metrics				
			1 Yr	3 Yr	5 Yr	10 Yr	Pass/ Fail	Std Dev 3 Yr %	Beta 3 Yr %	Tenure	Pass/ Fail	Style Box	Pass/ Fail	Exp Ratio	Sustain. Rating	Commit. Level	Carbon Risk	
																Updated	Updated	Updated
US Stock																		
Vanguard 500 Index Admiral	VFIAX	Large Blend Index	-18.15	7.62	9.39	12.52	✔	21.17	1.00	6.68	✔	🇺🇸	✔	0.04	✔	3	1-Low	Low Risk
<i>percentile rank</i>			52	33	25	13												
<i># of funds in category</i>			1,379	1,247	1,137	837												
																12-31-2022	02-15-2022	12-31-2022
Vanguard Growth Index Admiral	VIGAX	Large Growth	-33.14	6.05	9.61	12.80	✔	24.60	1.03	28.02	✔	🇺🇸	✔	0.05	✔	4	1-Low	Low Risk
<i>percentile rank</i>			71	43	34	29												
<i># of funds in category</i>			1,237	1,133	1,056	807												
																12-31-2022	02-15-2022	12-31-2022
Vanguard Value Index Adm	VVIAX	Large Value	-2.08	8.21	8.56	11.91	✔	20.48	0.94	28.02	✔	🇺🇸	✔	0.05	✔	2	1-Low	Medium Risk
<i>percentile rank</i>			21	29	20	9												
<i># of funds in category</i>			1,233	1,161	1,105	825												
																12-31-2022	02-15-2022	12-31-2022
Vanguard Mid Cap Index Admiral	VIMAX	Mid-Cap Blend	-18.71	6.17	7.32	11.10	✔	23.61	0.98	24.63	✔	🇺🇸	✔	0.05	✔	4	1-Low	Medium Risk
<i>percentile rank</i>			86	56	30	17												
<i># of funds in category</i>			413	378	350	227												
																12-31-2022	02-15-2022	12-31-2022
Vanguard Small Cap Growth Index Admiral	VSGAX	Small Growth	-28.39	0.79	5.10	9.27	✔	25.67	0.95	18.01	✔	🇺🇸	✖	0.07	✔	4	1-Low	Medium Risk
<i>percentile rank</i>			55	80	71	72												
<i># of funds in category</i>			604	576	534	405												
																12-31-2022	02-15-2022	12-31-2022
Vanguard Small Cap Value Index Admiral	VSIAX	Small Value	-9.31	7.13	5.79	10.28	✔	26.84	0.96	6.68	✔	🇺🇸	✔	0.07	✔	4	1-Low	Medium Risk
<i>percentile rank</i>			37	41	28	13												
<i># of funds in category</i>			483	455	428	324												
																12-31-2022	02-15-2022	12-31-2022
Non-US Stock																		
Vanguard Emerging Mkts Stock Idx Adm	VEMAX	Diversified Emerging Mkts	-17.78	-1.50	-0.36	1.55	✔	20.04	0.96	14.35	✔	🇺🇸	✔	0.14	✔	2	1-Low	Medium Risk
<i>percentile rank</i>			32	38	30	43												
<i># of funds in category</i>			820	736	652	397												
																12-31-2022	02-15-2022	12-31-2022
American Funds Intl Gr and Inc R6	RIGGX	Foreign Large Blend	-15.16	0.36	2.06	4.28	✔	21.51	1.08	14.26	✔	🇺🇸	✔	0.54	✔	2	1-Low	Low Risk
<i>percentile rank</i>			44	56	22	48												
<i># of funds in category</i>			763	723	630	440												
																12-31-2022	02-15-2022	12-31-2022
Vanguard Developed Markets Index Admiral	VTMGX	Foreign Large Blend Index	-15.32	1.33	1.67	4.92	✔	21.45	1.08	9.86	✔	🇺🇸	✔	0.07	✔	2	1-Low	Low Risk
<i>percentile rank</i>			47	28	35	20												
<i># of funds in category</i>			763	723	630	440												
																12-31-2022	02-15-2022	12-31-2022
Alternative																		
Vanguard Real Estate Index Admiral	VGSIX	Real Estate	-26.20	-0.41	3.68	6.42	✔	22.84	0.96	26.65	✔	—	✔	0.12	✔	3	1-Low	Low Risk
<i>percentile rank</i>			61	57	50	34												
<i># of funds in category</i>			257	238	214	155												
																12-31-2022	02-15-2022	12-31-2022
Fixed Income																		
Baird Core Plus Bond Inst	BCOIX	Core Plus Bond	-12.87	-2.10	0.55	1.73	✔	6.39	1.04	22.27	✔	—	—	0.30	✔	3	1-Low	—
<i>percentile rank</i>			30	35	22	17												
<i># of funds in category</i>			623	565	513	370												
																12-31-2022	02-15-2022	—

CKA LLC 401K PROFIT SHARING PLAN

Screens Summary (Data as of 12-31-2022)

⊖ Fund Removed from Approved List ⚠ Fund on Watch List

Name	Ticker	Asset Class	Trailing Performance and Risk				Management			Style	Expense		ESG Metrics					
			1 Yr	3 Yr	5 Yr	10 Yr	Pass/ Fail	Std Dev 3 Yr %	Beta 3 Yr %	Tenure	Pass/ Fail	Style Box	Pass/ Fail	Exp Ratio	Sustain. Rating	Commit. Level	Carbon Risk	
													Updated	Updated	Updated			
Vanguard Inflation-Protected Secs Adm <i>percentile rank</i> <i># of funds in category</i>	VAIPX	Inflation-Protected Bond	-11.89 54 217	1.09 53 204	1.96 52 195	1.00 43 138	✓	6.84	0.97	1.15	✘	—	—	0.10	✓	3	—	—
Baird Aggregate Bond Inst <i>percentile rank</i> <i># of funds in category</i>	BAGIX	Intermediate-Term Bond	-13.35 49 471	-2.48 31 423	0.25 22 389	1.49 9 289	✓	6.23	1.05	22.27	✓	☒	—	0.30	✓	3	1-Low	—
Lincoln Stable Value Account -LNGPA <i>percentile rank</i> <i># of funds in category</i>		Stable Value	— — 42	— — —	— — —	— — —	—	—	—	39.69	✓	—	—	—	—	—	—	—
Vanguard Ultra-Short-Term Bond Admiral <i>percentile rank</i> <i># of funds in category</i>	VUSFX	Ultrashort Bond	-0.38 60 237	0.63 46 218	1.47 26 180	— — 107	✓	1.13	0.12	5.93	✓	—	—	0.10	✓	3	—	—
Target Date																		
Vanguard Target Retirement 2020 Fund <i>percentile rank</i> <i># of funds in category</i>	VTWNX	Target Date	-14.15 39 153	1.33 55 143	3.22 44 122	5.83 29 56	✓	11.48	0.91	9.86	✓	—	✓	0.08	✓	3	1-Low	—
Vanguard Target Retirement 2025 Fund <i>percentile rank</i> <i># of funds in category</i>	VTTVX	Target Date	-15.55 52 239	1.66 46 214	3.58 39 185	6.43 18 117	✓	13.38	0.96	9.86	✓	—	✓	0.08	✓	3	1-Low	Low Risk
Vanguard Target Retirement 2030 Fund <i>percentile rank</i> <i># of funds in category</i>	VTHRX	Target Date	-16.27 44 241	2.09 51 214	3.94 45 185	6.99 25 110	✓	14.76	0.96	9.86	✓	—	✓	0.08	✓	3	1-Low	Low Risk
Vanguard Target Retirement 2035 Fund <i>percentile rank</i> <i># of funds in category</i>	VTTX	Target Date	-16.62 37 232	2.64 55 207	4.34 49 182	7.57 29 114	✓	16.04	0.95	9.86	✓	—	✓	0.08	✓	3	1-Low	Low Risk
Vanguard Target Retirement 2040 Fund <i>percentile rank</i> <i># of funds in category</i>	VFORX	Target Date	-16.98 36 236	3.17 50 208	4.74 45 185	8.06 26 110	✓	17.33	0.94	9.86	✓	—	✓	0.08	✓	3	1-Low	Low Risk
Vanguard Target Retirement 2045 Fund <i>percentile rank</i> <i># of funds in category</i>	VTIVX	Target Date	-17.36 31 232	3.74 37 207	5.14 34 182	8.34 21 113	✓	18.64	0.97	9.86	✓	—	✓	0.08	✓	3	1-Low	Low Risk
Vanguard Target Retirement 2050 Fund <i>percentile rank</i> <i># of funds in category</i>	VVIFX	Target Date	-17.46 29 233	3.80 36 208	5.18 37 185	8.36 22 109	✓	18.82	0.96	9.86	✓	—	✓	0.08	✓	3	1-Low	Low Risk
Vanguard Target Retirement 2055 Fund <i>percentile rank</i> <i># of funds in category</i>	VFFVX	Target Date	-17.46 24 230	3.79 38 205	5.18 39 182	8.34 25 95	✓	18.83	0.95	9.86	✓	—	✓	0.08	✓	3	1-Low	Low Risk
Vanguard Target Retirement 2060 Fund <i>percentile rank</i> <i># of funds in category</i>	VVTSX	Target Date	-17.46 25 228	3.79 43 198	5.18 46 171	8.34 1 1	✓	18.81	1.35	9.86	✓	—	✓	0.08	✓	3	1-Low	Low Risk
Vanguard Target Retirement 2065 Fund <i>percentile rank</i> <i># of funds in category</i>	VLXVX	Target Date	-17.39 16 176	3.78 47 64	5.15 49 15	— — —	✘	18.82	1.35	5.47	✓	—	✓	0.08	✓	3	1-Low	Low Risk

©2023 Morningstar Investment Management LLC. All Rights Reserved. Morningstar Investment Management LLC is a registered investment adviser and subsidiary of Morningstar, Inc. The services are either performed by Morningstar Investment Management or an affiliate. The data shown represents past performance which is no guarantee of future performance. The Morningstar name and logo are registered marks of Morningstar, Inc. This report is not complete without the accompanying disclosure. Please visit https://fiduciaryservices.morningstar.com/Dislosures/Fiduciary_Services_Report_Disclosure.pdf to view these disclosures.



CKA LLC 401K PROFIT SHARING PLAN

Screens Summary (Data as of 12-31-2022)

⊖ Fund Removed from Approved List ⚠ Fund on Watch List

Name	Ticker	Asset Class	Trailing Performance and Risk				Management			Style		Expense		ESG Metrics				
			1 Yr	3 Yr	5 Yr	10 Yr	Pass/ Fail	Std Dev 3 Yr %	Beta 3 Yr %	Tenure	Pass/ Fail	Style Box	Pass/ Fail	Exp Ratio	Pass/ Fail	Sustain. Rating	Commit. Level	Carbon Risk
Vanguard Target Retirement 2070 Fund	VSVNX	Target Date	-	-	-	-	—	-	-	0.51	⊖	—	✔	0.08	✔	3	-	Low Risk
<i>percentile rank</i>			-	-	-	-												
<i># of funds in category</i>			176	64	15	-										12-31-2022	-	12-31-2022
Vanguard Target Retirement Income Fund	VTINX	Target Date	-12.74	0.34	2.30	3.62	✔	8.59	0.88	9.86	✔	—	✔	0.08	✔	3	1-Low	-
<i>percentile rank</i>			54	38	36	40												
<i># of funds in category</i>			178	161	142	96										12-31-2022	02-15-2022	-

Balanced

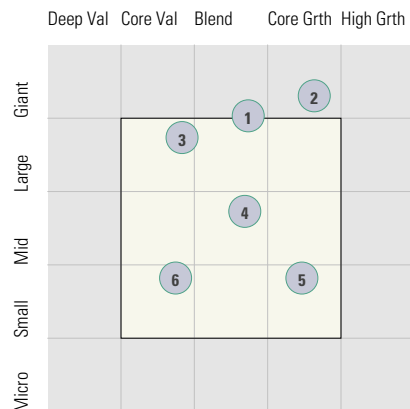
Vanguard LifeStrategy Cnsvr Gr Inv	VSCGX	Target Risk	-14.99	0.18	2.45	4.44	✔	10.44	1.02	0.85	⊖	—	✔	0.12	✔	3	1-Low	-
<i>percentile rank</i>			78	68	45	31												
<i># of funds in category</i>			467	433	406	300										12-31-2022	02-15-2022	-
Vanguard LifeStrategy Growth Inv	VASGX	Target Risk	-17.09	3.06	4.64	7.60	✔	17.09	1.02	0.85	⊖	—	✔	0.14	✔	3	1-Low	Low Risk
<i>percentile rank</i>			63	60	43	34												
<i># of funds in category</i>			322	296	279	224										12-31-2022	02-15-2022	12-31-2022
Vanguard LifeStrategy Income Inv	VASIX	Target Risk	-13.93	-1.45	1.20	2.77	✔	7.50	0.99	0.85	⊖	—	✔	0.11	✔	4	1-Low	-
<i>percentile rank</i>			85	84	64	42												
<i># of funds in category</i>			142	128	125	90										12-31-2022	02-15-2022	-
Vanguard LifeStrategy Moderate Gr Inv	VSMGX	Target Risk	-16.00	1.65	3.58	6.05	✔	13.71	0.99	0.85	⊖	—	✔	0.13	✔	3	1-Low	Low Risk
<i>percentile rank</i>			66	79	64	55												
<i># of funds in category</i>			758	698	658	495										12-31-2022	02-15-2022	12-31-2022

CKA LLC 401K PROFIT SHARING PLAN

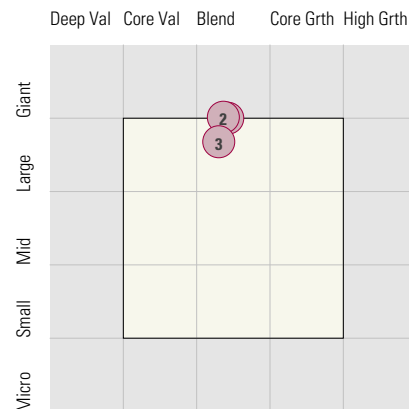
Style Analysis (Data as of 12-31-2022)

Style Analysis

Morningstar Style Box US Stock



Morningstar Style Box Non-US Stock



● US Stock Funds		Super Sectors %			Asset Allocation %			Avg Mkt Cap M\$	
	Category	Cyclical	Defensive	Sensitive	Cash	US Stock	Foreign		
1	Vanguard 500 Index Admiral	Large Blend Index	28.67	26.71	44.61	0.33	98.54	1.12	161.35
2	Vanguard Growth Index Admiral	Large Growth	29.10	12.51	58.39	0.34	98.42	1.24	238.49
3	Vanguard Value Index Adm	Large Value	27.79	39.22	32.98	0.16	99.03	0.81	105.35
4	Vanguard Mid Cap Index Admiral	Mid-Cap Blend	36.29	23.70	40.00	1.15	97.41	1.44	22.38
5	Vanguard Small Cap Growth Index Admiral	Small Growth	24.85	25.72	49.44	1.98	97.36	0.66	4.85
6	Vanguard Small Cap Value Index Admiral	Small Value	50.02	15.31	34.67	0.65	98.65	0.70	4.90

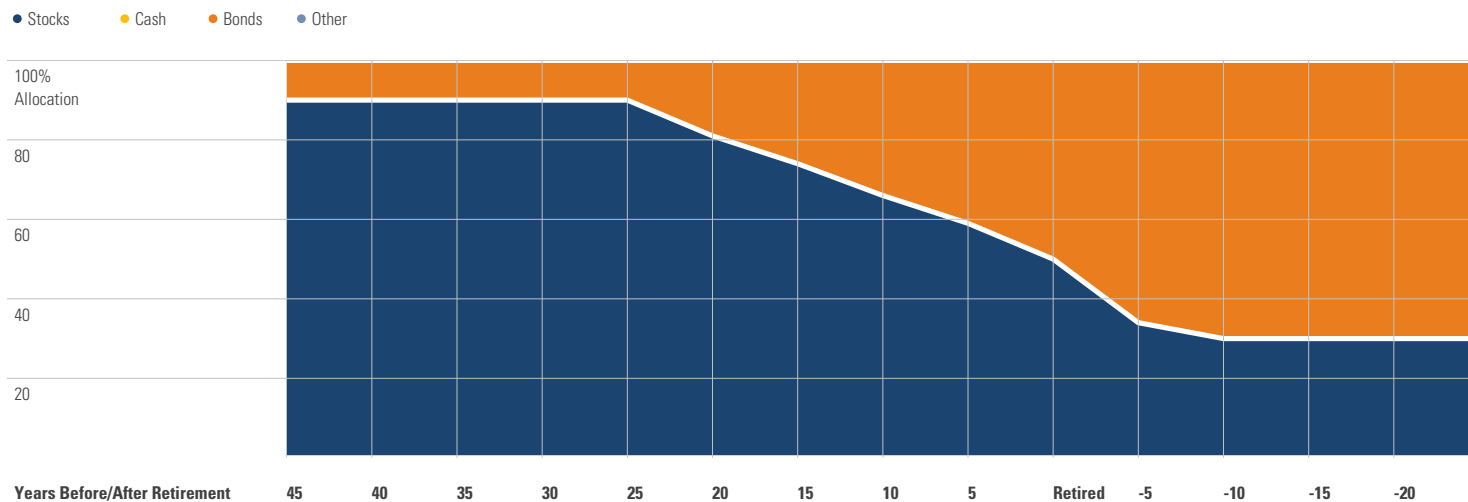
● Non-US Stock Funds		Super Sectors %			Regional Exposure %			Market Maturity %			
	Category	Cyclical	Defensive	Sensitive	Americas	Greater Asia	Greater Europe	Developed	EM%	Avg Mkt Cap M\$	
1	Vanguard Emerging Mkts Stock Idx Adm	Diversified Emerging Mkts	47.33	15.11	37.56	9.72	75.93	14.35	21.09	78.91	20.09
2	American Funds Intl Gr and Inc R6	Foreign Large Blend	37.80	26.38	35.82	14.47	28.83	56.70	85.71	14.29	45.50
3	Vanguard Developed Markets Index Admiral	Foreign Large Blend Index	41.39	22.98	35.64	10.76	36.24	53.00	99.43	0.57	27.03

● Fixed Income Funds		Super Sectors %				Other Stats		Credit Quality %		
	Category	US Govt Debt	Mtg	US Credit	Non US	Avg Eff Duration	Inv Grade	Below Inv Grade	NR/NA	
1	Baird Core Plus Bond Inst	Core Plus Bond	16.02	21.37	60.82	0.00	5.96	96.10	3.40	0.50
2	Vanguard Inflation-Protected Secs Adm	Inflation-Protected Bond	95.86	0.00	0.00	0.00	6.54	95.88	0.00	4.12
3	Baird Aggregate Bond Inst	Intermediate-Term Bond	25.92	25.01	47.20	0.00	6.17	99.70	0.30	0.00
4	Lincoln Stable Value Account -LNGPA	Stable Value	-	-	-	0.00	-	0.00	0.00	-
5	Vanguard Ultra-Short-Term Bond Admiral	Ultrashort Bond	5.81	0.00	85.43	0.00	0.96	99.63	0.63	-0.26

CKA LLC 401K PROFIT SHARING PLAN

Target Date Analysis (Data as of 12-31-2022)

Target Date Allocation



Target Date Portfolio Data

	Asset Allocation %								
	Total Stock	US Stock	Non-US Stock	Total Bond	Infl Prot Bond	HY Bond	Cash	Other	Avg Mkt Cap \$M
Vanguard Target Retirement 2020 Fund	41.82	24.85	16.97	54.88	15.54	0.18	3.27	0.03	57.23
Vanguard Target Retirement 2025 Fund	54.03	31.84	22.19	42.94	6.25	0.15	2.99	0.03	56.84
Vanguard Target Retirement 2030 Fund	62.61	36.80	25.81	34.55	0.00	0.13	2.80	0.04	56.72
Vanguard Target Retirement 2035 Fund	69.63	40.88	28.75	27.40	0.00	0.10	2.93	0.04	56.67
Vanguard Target Retirement 2040 Fund	76.99	45.29	31.70	20.13	0.00	0.08	2.84	0.03	56.76
Vanguard Target Retirement 2045 Fund	84.31	49.69	34.62	12.96	0.00	0.05	2.69	0.04	56.84
Vanguard Target Retirement 2050 Fund	88.00	51.89	36.11	9.33	0.00	0.04	2.64	0.04	56.87
Vanguard Target Retirement 2055 Fund	87.93	51.89	36.04	9.30	0.00	0.04	2.73	0.04	56.90
Vanguard Target Retirement 2060 Fund	87.82	51.88	35.94	9.27	0.00	0.04	2.86	0.04	56.95
Vanguard Target Retirement 2065 Fund	87.85	52.34	35.51	9.12	0.00	0.04	2.99	0.04	57.35
Vanguard Target Retirement 2070 Fund	88.29	53.23	35.06	9.78	0.00	0.04	1.89	0.04	57.92
Vanguard Target Retirement Income Fund	28.79	16.96	11.83	67.58	19.62	0.20	3.60	0.02	56.82