


































































DIGITALGRID INC 401K PLAN

Screens Summary (Data as of 12-31-2022)

 Fund Removed from Approved List  Fund on Watch List

Name	Ticker	Asset Class	Trailing Performance and Risk				Management			Style		Expense		ESG Metrics					
			1 Yr	3 Yr	5 Yr	10 Yr	Pass/ Fail	Std Dev	Beta	3	Tenure	Pass/ Fail	Style	Pass/ Fail	Exp Ratio	Pass/ Fail	Sustain. Rating	Commit. Level	Carbon Risk
			3 Yr %	Yr %			3 Yr %	Yr %									Updated	Updated	Updated
US Stock																			
DFA US Core Equity 1 I <i>percentile rank</i> <i># of funds in category</i>	DFEOX	Large Blend	-15.01 30 1,379	8.06 23 1,247	8.66 51 1,137	12.09 33 837		22.28	1.04	10.85				0.14		2	-	Medium Risk	
Vanguard 500 Index Admiral <i>percentile rank</i> <i># of funds in category</i>	VFIAX	Large Blend Index	-18.15 52 1,379	7.62 33 1,247	9.39 25 1,137	12.52 13 837		21.17	1.00	6.68				0.04		3	1-Low	Low Risk	
JPMorgan Large Cap Growth R6 <i>percentile rank</i> <i># of funds in category</i>	JLGMX	Large Growth	-25.21 29 1,237	11.59 2 1,133	14.27 2 1,056	15.50 3 807		23.75	0.98	18.42				0.44		3	2-Basic	Low Risk	
Invesco Growth and Income R6 <i>percentile rank</i> <i># of funds in category</i>	GIFFX	Large Value	-5.59 48 1,233	7.81 36 1,161	6.50 68 1,105	10.59 41 825		24.39	1.11	19.85				0.41		2	-	Medium Risk	
Vanguard Mid-Cap Growth Index Admiral <i>percentile rank</i> <i># of funds in category</i>	VMGMX	Mid-Cap Growth	-28.84 64 592	4.86 42 540	7.81 40 505	10.90 45 395		24.98	1.00	9.86				0.07		3	1-Low	Medium Risk	
Vanguard Mid-Cap Value Index Admiral <i>percentile rank</i> <i># of funds in category</i>	VMVAX	Mid-Cap Value	-7.90 47 407	6.74 50 395	6.39 40 374	10.98 13 274		24.01	0.96	16.38				0.07		4	1-Low	Medium Risk	
State St Russell Sm Cap® Gr Indx NL Cl C <i>percentile rank</i> <i># of funds in category</i>		Small Growth	-26.49 45 604	0.43 84 576	3.34 88 534	9.07 78 405		26.57	1.00	13.33				0.05		2	-	Medium Risk	
State St Russell Sm Cp® Val Indx NL Cl C <i>percentile rank</i> <i># of funds in category</i>		Small Value	-14.57 85 483	4.77 75 455	4.15 62 428	8.46 55 324		27.47	0.99	13.33				0.05		2	-	Medium Risk	
Non-US Stock																			
American Funds New World R6 <i>percentile rank</i> <i># of funds in category</i>	RNWXG	Diversified Emerging Mkts	-21.75 58 820	1.01 17 736	3.04 3 652	4.98 2 397		20.37	0.90	23.56				0.57		3	1-Low	Medium Risk	
American Funds Intl Gr and Inc R6 <i>percentile rank</i> <i># of funds in category</i>	RIGGX	Foreign Large Blend	-15.16 44 763	0.36 56 723	2.06 22 630	4.28 48 440		21.51	1.08	14.26				0.54		2	1-Low	Low Risk	
Vanguard Developed Markets Index Admiral <i>percentile rank</i> <i># of funds in category</i>	VTMGX	Foreign Large Blend Index	-15.32 47 763	1.33 28 723	1.67 35 630	4.92 20 440		21.45	1.08	9.86				0.07		2	1-Low	Low Risk	
Invesco Oppenheimer International Gr R6 <i>percentile rank</i> <i># of funds in category</i>	OIGIX	Foreign Large Growth	-27.00 66 443	-0.28 60 399	0.68 74 346	4.60 66 230		22.86	1.05	26.79				0.70		3	-	Low Risk	
Vanguard International Value Inv <i>percentile rank</i> <i># of funds in category</i>	VTRIX	Foreign Large Value	-11.66 75 356	1.30 40 326	1.36 27 303	4.31 25 180		21.95	1.04	12.60				0.36		2	-	Medium Risk	

©2023 Morningstar Investment Management LLC. All Rights Reserved. Morningstar Investment Management LLC is a registered investment adviser and subsidiary of Morningstar, Inc. The services are either performed by Morningstar Investment Management or an affiliate. The data shown represents past performance which is no guarantee of future performance. The Morningstar name and logo are registered marks of Morningstar, Inc. This report is not complete without the accompanying disclosure. Please visit https://fiduciaryservices.morningstar.com/Disclosures/Fiduciary_Services_Report_Disclosure.pdf to view these disclosures.



DIGITALGRID INC 401K PLAN

Screens Summary (Data as of 12-31-2022)

 Fund Removed from Approved List
  Fund on Watch List

Name	Ticker	Asset Class	Trailing Performance and Risk				Management			Style		Expense		ESG Metrics				
			1 Yr	3 Yr	5 Yr	10 Yr	Pass/ Fail	Std Dev 3 Yr %	Beta 3 Yr %	Tenure	Pass/ Fail	Style Box	Pass/ Fail	Exp Ratio	Pass/ Fail	Sustain. Rating	Commit. Level	Carbon Risk
American Funds New Perspective R6	RNPGX	Global Stock	-25.61	5.54	7.69	10.29	✓	22.44	1.09	22.10	✓	—	✓	0.41	✓	2	2-Basic	Low Risk
<i>percentile rank</i>			46	17	17	11												
<i># of funds in category</i>			366	309	272	179									Updated	Updated	Updated	
															12-31-2022	02-15-2022	12-31-2022	

Alternative

PIMCO Commodity Real Ret Strat Instl	PCRIX	Commodities Broad Basket	8.85	13.57	7.23	-1.44	✓	22.31	1.17	4.17	✓	—	—	0.76	✓	3	—	—
<i>percentile rank</i>			91	49	36	71												
<i># of funds in category</i>			114	109	91	65										12-31-2022	—	—
Vanguard Real Estate Index Admiral	VGSLX	Real Estate	-26.20	-0.41	3.68	6.42	✓	22.84	0.96	26.65	✓	—	✓	0.12	✓	3	1-Low	Low Risk
<i>percentile rank</i>			61	57	50	34												
<i># of funds in category</i>			257	238	214	155										12-31-2022	02-15-2022	12-31-2022

Fixed Income

Baird Core Plus Bond Inst	BCOIX	Core Plus Bond	-12.87	-2.10	0.55	1.73	✓	6.39	1.04	22.27	✓	—	—	0.30	✓	3	1-Low	—
<i>percentile rank</i>			30	35	22	17												
<i># of funds in category</i>			623	565	513	370										12-31-2022	02-15-2022	—
PIMCO International Bond (USD-Hdg) Instl	PFORX	Global Bond	-9.84	-2.00	0.72	2.61	✓	4.88	0.64	8.27	✓	—	—	0.51	✓	3	—	—
<i>percentile rank</i>			14	13	5	1												
<i># of funds in category</i>			130	112	98	59										12-31-2022	—	—
Eaton Vance Income Fund of Boston R6	EIBRX	High Yield Bond	-7.84	0.88	2.62	—	✓	10.30	0.91	8.16	✓	—	—	0.66	✓	—	—	—
<i>percentile rank</i>			20	22	17	—												
<i># of funds in category</i>			687	630	584	417												
Vanguard Inflation-Protected Secs Adm	VAIPX	Inflation-Protected Bond	-11.89	1.09	1.96	1.00	✓	6.84	0.97	1.15	✘	—	—	0.10	✓	3	—	—
<i>percentile rank</i>			54	53	52	43												
<i># of funds in category</i>			217	204	195	138										12-31-2022	—	—
Western Asset Core Bond IS	WACSX	Intermediate-Term Bond	-16.86	-3.77	-0.44	1.37	✓	7.53	1.25	16.02	✓	☒	—	0.43	✓	3	—	—
<i>percentile rank</i>			97	95	74	14												
<i># of funds in category</i>			471	423	389	289										12-31-2022	—	—
Lincoln Stable Value Account -LNGPA		Stable Value	—	—	—	—	—	—	—	39.69	✓	—	—	—	—	—	—	—
<i>percentile rank</i>			—	—	—	—												
<i># of funds in category</i>			42	—	—	—												
PIMCO Short-Term Instl	PTSHX	Ultrashort Bond	-0.33	0.80	1.32	1.48	✓	2.44	0.10	12.01	✓	—	—	0.45	✓	3	—	—
<i>percentile rank</i>			59	27	42	7												
<i># of funds in category</i>			237	218	180	107										12-31-2022	—	—

Target Date

American Funds 2010 Trgt Date Retire R6	RFTTX	Target Date	-9.15	2.76	3.80	5.47	✓	9.40	0.88	11.01	✓	—	✓	0.28	✓	2	—	—
<i>percentile rank</i>			1	1	1	1												
<i># of funds in category</i>			128	113	82	50										12-31-2022	—	—
American Funds 2015 Trgt Date Retire R6	RFJTX	Target Date	-10.25	2.86	4.00	5.96	✓	10.26	0.88	11.01	✓	—	✓	0.30	✓	2	—	—
<i>percentile rank</i>			1	1	1	1												
<i># of funds in category</i>			125	115	95	43										12-31-2022	—	—

DIGITALGRID INC 401K PLAN

Screens Summary (Data as of 12-31-2022)

Fund Removed from Approved List Fund on Watch List

Name	Ticker	Asset Class	Trailing Performance and Risk							Management Style			Expense		ESG Metrics			
			1 Yr	3 Yr	5 Yr	10 Yr	Pass/ Fail	Std Dev 3 Yr %	Beta 3 Yr %	Tenure	Pass/ Fail	Style Box	Pass/ Fail	Exp Ratio	Pass/ Fail	Sustain. Rating	Commit. Level	Carbon Risk
			Updated	Updated	Updated													
American Funds 2020 Trgt Date Retire R6 <i>percentile rank</i> <i># of funds in category</i>	RRCTX	Target Date	-11.01 1 153	3.00 1 143	4.21 1 122	6.55 1 56		10.77	0.84	11.01		—		0.30		2	—	—
American Funds 2025 Trgt Date Retire R6 <i>percentile rank</i> <i># of funds in category</i>	RFDTX	Target Date	-12.74 8 239	3.40 1 214	4.69 1 185	7.48 1 117		12.08	0.87	11.01		—		0.32		2	—	Low Risk
American Funds 2030 Trgt Date Retire R6 <i>percentile rank</i> <i># of funds in category</i>	RFETX	Target Date	-14.50 19 241	3.67 1 214	5.09 1 185	8.25 1 110		13.86	0.90	11.01		—		0.33		3	—	Low Risk
American Funds 2035 Trgt Date Retire R6 <i>percentile rank</i> <i># of funds in category</i>	RFFTX	Target Date	-16.24 24 232	4.39 1 207	5.88 1 182	8.96 1 114		16.21	0.95	11.01		—		0.35		3	—	Low Risk
American Funds 2040 Trgt Date Retire R6 <i>percentile rank</i> <i># of funds in category</i>	RFGTK	Target Date	-17.55 43 236	4.59 1 208	6.10 1 185	9.23 1 110		17.62	0.96	11.01		—		0.36		2	—	Low Risk
American Funds 2045 Trgt Date Retire R6 <i>percentile rank</i> <i># of funds in category</i>	RFHTX	Target Date	-18.18 52 232	4.55 6 207	6.11 1 182	9.29 1 113		18.05	0.93	11.01		—		0.37		2	—	Low Risk
American Funds 2050 Trgt Date Retire R6 <i>percentile rank</i> <i># of funds in category</i>	RFITX	Target Date	-18.89 71 233	4.34 7 208	6.04 1 185	9.28 1 109		18.35	0.93	11.01		—		0.38		2	—	Low Risk
American Funds 2055 Trgt Date Retire R6 <i>percentile rank</i> <i># of funds in category</i>	RFKTX	Target Date	-19.50 89 230	4.07 19 205	5.87 4 182	9.19 1 95		18.46	0.93	11.01		—		0.38		2	—	Low Risk
American Funds 2060 Trgt Date Retire R6 <i>percentile rank</i> <i># of funds in category</i>	RFUTX	Target Date	-19.66 93 228	3.99 29 198	5.82 11 171	— — 1		18.45	1.32	7.77		—		0.38		2	—	Low Risk
American Funds 2065 Trgt Date Retire R6 <i>percentile rank</i> <i># of funds in category</i>	RFVTX	Target Date	-19.64 92 176	— — 64	— — 15	— — —		—	—	3.00		—		0.38		2	—	Low Risk

Balanced

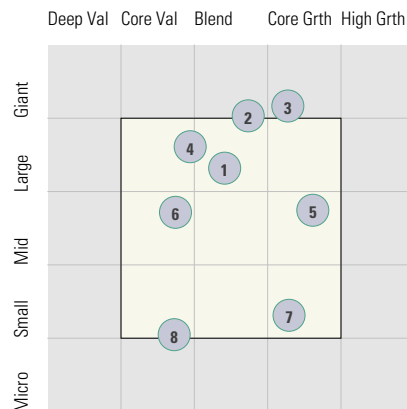
Vanguard LifeStrategy Cnsvr Gr Inv <i>percentile rank</i> <i># of funds in category</i>	VSCGX	Target Risk	-14.99 78 467	0.18 68 433	2.45 45 406	4.44 31 300		10.44	1.02	0.85		—		0.12		3	1-Low	—
Vanguard LifeStrategy Growth Inv <i>percentile rank</i> <i># of funds in category</i>	VASGX	Target Risk	-17.09 63 322	3.06 60 296	4.64 43 279	7.60 34 224		17.09	1.02	0.85		—		0.14		3	1-Low	Low Risk
Vanguard LifeStrategy Income Inv <i>percentile rank</i> <i># of funds in category</i>	VASIX	Target Risk	-13.93 85 142	-1.45 84 128	1.20 64 125	2.77 42 90		7.50	0.99	0.85		—		0.11		4	1-Low	—
Vanguard LifeStrategy Moderate Gr Inv <i>percentile rank</i> <i># of funds in category</i>	VSMGX	Target Risk	-16.00 66 758	1.65 79 698	3.58 64 658	6.05 55 495		13.71	0.99	0.85		—		0.13		3	1-Low	Low Risk

DIGITALGRID INC 401K PLAN

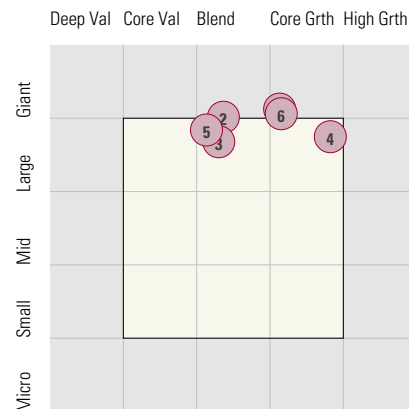
Style Analysis (Data as of 12-31-2022)

Style Analysis

Morningstar Style Box US Stock



Morningstar Style Box Non-US Stock



US Stock Funds

	Category	Super Sectors %			Asset Allocation %			Avg Mkt Cap M\$	
		Cyclical	Defensive	Sensitive	Cash	US Stock	Foreign		
1	DFA US Core Equity 1 I	Large Blend	31.11	23.44	45.45	0.93	97.84	1.22	57.32
2	Vanguard 500 Index Admiral	Large Blend Index	28.67	26.71	44.61	0.33	98.54	1.12	161.35
3	JPMorgan Large Cap Growth R6	Large Growth	22.35	28.95	48.71	8.21	90.75	1.05	194.59
4	Invesco Growth and Income R6	Large Value	34.71	26.53	38.75	1.95	89.30	8.75	85.02
5	Vanguard Mid-Cap Growth Index Admiral	Mid-Cap Growth	27.75	17.64	54.62	0.66	98.09	1.25	23.11
6	Vanguard Mid-Cap Value Index Admiral	Mid-Cap Value	43.78	28.95	27.26	0.41	97.96	1.63	21.77
7	State St Russell Sm Cap® Gr Indx NL CI C	Small Growth	22.71	29.84	47.46	0.92	97.19	1.90	2.51
8	State St Russell Sm Cp® Val Indx NL CI C	Small Value	53.43	19.23	27.35	0.33	98.10	1.57	1.82

Non-US Stock Funds

	Category	Super Sectors %			Regional Exposure %			Market Maturity %			
		Cyclical	Defensive	Sensitive	Americas	Greater Asia	Greater Europe	Developed	EM%	Avg Mkt Cap M\$	
1	American Funds New World R6	Diversified Emerging Mkts	40.45	23.60	35.96	36.28	39.06	24.67	60.61	39.39	52.53
2	American Funds Intl Gr and Inc R6	Foreign Large Blend	37.80	26.38	35.82	14.47	28.83	56.70	85.71	14.29	45.50
3	Vanguard Developed Markets Index Admiral	Foreign Large Blend Index	41.39	22.98	35.64	10.76	36.24	53.00	99.43	0.57	27.03
4	Invesco Oppenheimer International Gr R6	Foreign Large Growth	33.65	28.72	37.63	14.64	18.08	67.29	94.34	5.66	37.31
5	Vanguard International Value Inv	Foreign Large Value	43.79	16.66	39.54	9.51	40.34	50.14	79.78	20.22	28.83
6	American Funds New Perspective R6	Global Stock	31.85	28.05	40.11	56.45	12.38	31.17	95.03	4.97	91.08

Fixed Income Funds

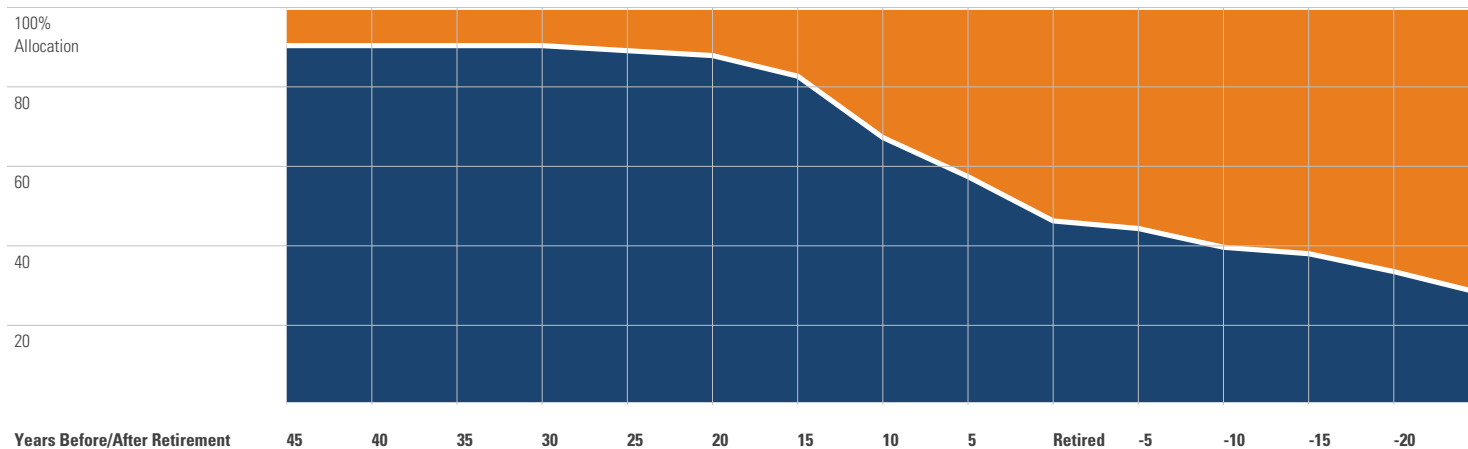
	Category	Super Sectors %				Avg Eff Duration	Credit Quality %			
		US Govt Debt	Mtg	US Credit	Non US		Inv Grade	Below Inv Grade	NR/NA	
1	Baird Core Plus Bond Inst	Core Plus Bond	16.02	21.37	60.82	0.00	5.96	96.10	3.40	0.50
2	PIMCO International Bond (USD-Hdg) Instl	Global Bond	40.62	2.82	6.35	0.00	6.67	94.31	5.70	0.00
3	Eaton Vance Income Fund of Boston R6	High Yield Bond	0.00	0.00	92.59	0.00	4.16	3.49	90.82	5.68
4	Vanguard Inflation-Protected Secs Adm	Inflation-Protected Bond	95.86	0.00	0.00	0.00	6.54	95.88	0.00	4.12
5	Western Asset Core Bond IS	Intermediate-Term Bond	19.96	22.28	49.87	0.00	7.11	104.92	1.10	-6.02
6	Lincoln Stable Value Account -LNGPA	Stable Value	-	-	-	0.00	-	0.00	0.00	-
7	PIMCO Short-Term Instl	Ultrashort Bond	8.85	1.89	38.88	0.00	0.00	98.77	1.23	0.00

DIGITALGRID INC 401K PLAN

Target Date Analysis (Data as of 12-31-2022)

Target Date Allocation

● Stocks ● Cash ● Bonds ● Other



Target Date Portfolio Data

Asset Allocation %

	Total Stock	US Stock	Non-US Stock	Total Bond	Infl Prot Bond	HY Bond	Cash	Other	Avg Mkt Cap \$M
American Funds 2010 Trgt Date Retire R6	37.02	28.15	8.87	55.28	16.26	4.00	6.42	1.28	98.24
American Funds 2015 Trgt Date Retire R6	39.52	29.81	9.71	52.95	17.23	5.27	6.25	1.26	99.43
American Funds 2020 Trgt Date Retire R6	42.89	32.11	10.78	49.78	18.34	4.93	6.13	1.22	99.75
American Funds 2025 Trgt Date Retire R6	48.02	35.30	12.72	44.57	18.43	3.43	6.26	1.13	95.48
American Funds 2030 Trgt Date Retire R6	57.18	41.77	15.41	35.11	18.04	1.72	6.65	1.04	88.54
American Funds 2035 Trgt Date Retire R6	67.80	49.19	18.61	23.98	18.08	1.29	7.24	0.98	83.00
American Funds 2040 Trgt Date Retire R6	77.78	55.85	21.93	13.50	14.45	0.63	7.75	0.96	79.60
American Funds 2045 Trgt Date Retire R6	80.90	57.97	22.93	10.28	8.70	0.26	7.89	0.92	78.11
American Funds 2050 Trgt Date Retire R6	81.87	58.37	23.50	9.37	8.69	0.14	7.92	0.84	76.33
American Funds 2055 Trgt Date Retire R6	82.37	58.39	23.98	8.89	8.63	0.08	7.95	0.79	74.08
American Funds 2060 Trgt Date Retire R6	82.37	58.39	23.98	8.89	8.63	0.08	7.94	0.81	72.90
American Funds 2065 Trgt Date Retire R6	82.37	58.39	23.98	8.89	8.63	0.08	7.94	0.81	72.90