

GO2 FOR LUNG CANCER 403B PLAN

Screens Summary (Data as of 12-31-2022)

🚫 Fund Removed from Approved List ⚠️ Fund on Watch List

Name	Ticker	Asset Class	Trailing Performance and Risk							Management Style			Expense		ESG Metrics				
			1 Yr	3 Yr	5 Yr	10 Yr	Pass/ Fail	Std Dev 3 Yr %	Beta 3 Yr %	Tenure	Pass/ Fail	Style Box	Pass/ Fail	Exp Ratio	Pass/ Fail	Sustain. Rating	Commit. Level	Carbon Risk	
																	Updated	Updated	Updated
US Stock																			
Vanguard Dividend Growth Inv	VDIGX	Large Blend	-4.88	9.99	11.79	12.96	✔️	18.06	0.81	16.92	✔️	🇺🇸	✔️	0.27	✔️	4	2-Basic	Low Risk	
percentile rank			2	4	2	5													
# of funds in category			1,379	1,247	1,137	837													

Vanguard 500 Index Admiral	VFIAX	Large Blend Index	-18.15	7.62	9.39	12.52	✔️	21.17	1.00	6.68	✔️	🇺🇸	✔️	0.04	✔️	3	1-Low	Low Risk	
percentile rank			52	33	25	13													
# of funds in category			1,379	1,247	1,137	837													

MFS Growth R6	MFEKX	Large Growth	-31.08	3.96	9.72	13.08	✔️	22.34	0.93	20.76	✔️	🇺🇸	✔️	0.49	✔️	4	2-Basic	Low Risk	
percentile rank			58	65	32	24													
# of funds in category			1,237	1,133	1,056	807													

Invesco Diversified Dividend R6	LCEFX	Large Value	-1.31	5.81	6.61	9.82	✔️	18.80	0.86	6.85	✔️	🇺🇸	✔️	0.43	✔️	2	-	Medium Risk	
percentile rank			18	73	65	68													
# of funds in category			1,233	1,161	1,105	825													

MFS Mid Cap Growth R6	OTCKX	Mid-Cap Growth	-28.29	3.59	9.19	-	✔️	23.07	0.90	14.12	✔️	🇺🇸	✔️	0.66	✔️	5	2-Basic	Low Risk	
percentile rank			60	59	20	-													
# of funds in category			592	540	505	395													

Vanguard Selected Value Inv	VASVX	Mid-Cap Value	-7.44	7.77	5.41	10.15	✔️	28.87	1.14	17.86	✔️	🇺🇸	✔️	0.32	✔️	3	-	Medium Risk	
percentile rank			45	37	63	37													
# of funds in category			407	395	374	274													

PGIM Jennison Small Company R6	PJSQX	Small Growth	-18.57	10.45	8.60	11.27	✔️	27.92	0.98	9.10	✔️	🇺🇸	✖️	0.71	✔️	3	-	Medium Risk	
percentile rank			10	6	19	21													
# of funds in category			604	576	534	405													

DFA US Small Cap Value I	DFS VX	Small Value	-3.52	11.32	6.70	9.95	✔️	29.37	1.05	10.85	✔️	🇺🇸	✔️	0.30	✔️	2	-	Medium Risk	
percentile rank			10	14	19	22													
# of funds in category			483	455	428	324													

Non-US Stock																			
American Funds New World R6	RNWGX	Diversified Emerging Mkts	-21.75	1.01	3.04	4.98	✔️	20.37	0.90	23.56	✔️	🇺🇸	✔️	0.57	✔️	3	1-Low	Medium Risk	
percentile rank			58	17	3	2													
# of funds in category			820	736	652	397													

American Funds Intl Gr and Inc R6	RIGGX	Foreign Large Blend	-15.16	0.36	2.06	4.28	✔️	21.51	1.08	14.26	✔️	🇺🇸	✔️	0.54	✔️	2	1-Low	Low Risk	
percentile rank			44	56	22	48													
# of funds in category			763	723	630	440													

Invesco Oppenheimer International Gr R6	OIGIX	Foreign Large Growth	-27.00	-0.28	0.68	4.60	✔️	22.86	1.05	26.79	✔️	🇺🇸	✔️	0.70	✔️	3	-	Low Risk	
percentile rank			66	60	74	66													
# of funds in category			443	399	346	230													

Vanguard International Value Inv	VTRIX	Foreign Large Value	-11.66	1.30	1.36	4.31	✔️	21.95	1.04	12.60	✔️	🇺🇸	✔️	0.36	✔️	2	-	Medium Risk	
percentile rank			75	40	27	25													
# of funds in category			356	326	303	180													

American Funds Capital World Gr&Inc R6	RWIGX	Global Stock	-17.01	3.43	4.61	7.94	✔️	19.70	0.96	16.92	✔️	---	✔️	0.42	✔️	2	1-Low	Low Risk	
percentile rank			44	60	60	54													
# of funds in category			370	340	290	180													

GO2 FOR LUNG CANCER 403B PLAN

Screens Summary (Data as of 12-31-2022)

⊖ Fund Removed from Approved List ⚠ Fund on Watch List

Name	Ticker	Asset Class	Trailing Performance and Risk				Management			Style		Expense		ESG Metrics				
			1 Yr	3 Yr	5 Yr	10 Yr	Pass/ Fail	Std Dev 3 Yr %	Beta 3 Yr %	Tenure	Pass/ Fail	Style Box	Pass/ Fail	Exp Ratio	Sustain. Rating	Commit. Level	Carbon Risk	
Alternative																		
PIMCO Commodity Real Ret Strat Instl	PCRIX	Commodities Broad Basket	8.85	13.57	7.23	-1.44	✔	22.31	1.17	4.17	✔	—	—	0.76	✔	3	—	—
<i>percentile rank</i>			91	49	36	71												
<i># of funds in category</i>			114	109	91	65									12-31-2022	—	—	
Vanguard Real Estate Index Admiral	VGSLX	Real Estate	-26.20	-0.41	3.68	6.42	✔	22.84	0.96	26.65	✔	—	✔	0.12	✔	3	1-Low	Low Risk
<i>percentile rank</i>			61	57	50	34												
<i># of funds in category</i>			257	238	214	155									12-31-2022	02-15-2022	12-31-2022	
Fixed Income																		
PIMCO International Bond (USD-Hdg) Instl	PFORX	Global Bond	-9.84	-2.00	0.72	2.61	✔	4.88	0.64	8.27	✔	—	—	0.51	✔	3	—	—
<i>percentile rank</i>			14	13	5	1												
<i># of funds in category</i>			130	112	98	59									12-31-2022	—	—	
Eaton Vance Income Fund of Boston R6	EIBRX	High Yield Bond	-7.84	0.88	2.62	—	✔	10.30	0.91	8.16	✔	—	—	0.66	✔	—	—	—
<i>percentile rank</i>			20	22	17	—												
<i># of funds in category</i>			687	630	584	417												
Vanguard Inflation-Protected Secs Adm	VAIPX	Inflation-Protected Bond	-11.89	1.09	1.96	1.00	✔	6.84	0.97	1.15	✖	—	—	0.10	✔	3	—	—
<i>percentile rank</i>			54	53	52	43												
<i># of funds in category</i>			217	204	195	138									12-31-2022	—	—	
Baird Aggregate Bond Inst	BAGIX	Intermediate-Term Bond	-13.35	-2.48	0.25	1.49	✔	6.23	1.05	22.27	✔	⊠	—	0.30	✔	3	1-Low	—
<i>percentile rank</i>			49	31	22	9												
<i># of funds in category</i>			471	423	389	289									12-31-2022	02-15-2022	—	
PIMCO Income Instl	PIMIX	Multisector Bond	-7.81	0.03	1.69	4.00	✔	7.35	0.92	15.77	✔	—	—	0.51	✔	—	—	—
<i>percentile rank</i>			23	25	20	1												
<i># of funds in category</i>			344	295	258	152												
Lincoln Stable Value Account -LNGPA		Stable Value	—	—	—	—	—	—	—	39.69	✔	—	—	—	—	—	—	—
<i>percentile rank</i>			—	—	—	—												
<i># of funds in category</i>			42	—	—	—												
Federated Hermes Govt Ultrashort R6	FGULX	Ultrashort Bond	0.45	0.63	1.19	—	✔	0.59	0.06	25.49	✔	—	—	0.24	✔	—	—	—
<i>percentile rank</i>			38	44	60	—												
<i># of funds in category</i>			237	218	180	107												
Target Date																		
Vanguard Target Retirement 2020 Fund	VTWNX	Target Date	-14.15	1.33	3.22	5.83	✔	11.48	0.91	9.86	✔	—	✔	0.08	✔	3	1-Low	—
<i>percentile rank</i>			39	55	44	29												
<i># of funds in category</i>			153	143	122	56									12-31-2022	02-15-2022	—	
Vanguard Target Retirement 2025 Fund	VTVX	Target Date	-15.55	1.66	3.58	6.43	✔	13.38	0.96	9.86	✔	—	✔	0.08	✔	3	1-Low	Low Risk
<i>percentile rank</i>			52	46	39	18												
<i># of funds in category</i>			239	214	185	117									12-31-2022	02-15-2022	12-31-2022	
Vanguard Target Retirement 2030 Fund	VTHRX	Target Date	-16.27	2.09	3.94	6.99	✔	14.76	0.96	9.86	✔	—	✔	0.08	✔	3	1-Low	Low Risk
<i>percentile rank</i>			44	51	45	25												
<i># of funds in category</i>			241	214	185	110									12-31-2022	02-15-2022	12-31-2022	

©2023 Morningstar Investment Management LLC. All Rights Reserved. Morningstar Investment Management LLC is a registered investment adviser and subsidiary of Morningstar, Inc. The services are either performed by Morningstar Investment Management or an affiliate. The data shown represents past performance which is no guarantee of future performance. The Morningstar name and logo are registered marks of Morningstar, Inc. This report is not complete without the accompanying disclosure. Please visit https://fiduciaryservices.morningstar.com/Disclosures/Fiduciary_Services_Report_Disclosure.pdf to view these disclosures.



GO2 FOR LUNG CANCER 403B PLAN

Screens Summary (Data as of 12-31-2022)

⊖ Fund Removed from Approved List ⚠ Fund on Watch List

Name	Ticker	Asset Class	Trailing Performance and Risk						Management			Style		Expense		ESG Metrics			
			1 Yr	3 Yr	5 Yr	10 Yr	Pass/ Fail	Std Dev 3 Yr %	Beta 3 Yr %	Tenure	Pass/ Fail	Style Box	Pass/ Fail	Exp Ratio	Pass/ Fail	Sustain. Rating	Commit. Level	Carbon Risk	
																	Updated	Updated	Updated
Vanguard Target Retirement 2035 Fund	VTHX	Target Date	-16.62	2.64	4.34	7.57	✔	16.04	0.95	9.86	✔	—	✔	0.08	✔	3	1-Low	Low Risk	
<i>percentile rank</i>			<i>37</i>	<i>55</i>	<i>49</i>	<i>29</i>													
<i># of funds in category</i>			<i>232</i>	<i>207</i>	<i>182</i>	<i>114</i>									12-31-2022	02-15-2022	12-31-2022		
Vanguard Target Retirement 2040 Fund	VFORX	Target Date	-16.98	3.17	4.74	8.06	✔	17.33	0.94	9.86	✔	—	✔	0.08	✔	3	1-Low	Low Risk	
<i>percentile rank</i>			<i>36</i>	<i>50</i>	<i>45</i>	<i>26</i>													
<i># of funds in category</i>			<i>236</i>	<i>208</i>	<i>185</i>	<i>110</i>									12-31-2022	02-15-2022	12-31-2022		
Vanguard Target Retirement 2045 Fund	VTIVX	Target Date	-17.36	3.74	5.14	8.34	✔	18.64	0.97	9.86	✔	—	✔	0.08	✔	3	1-Low	Low Risk	
<i>percentile rank</i>			<i>31</i>	<i>37</i>	<i>34</i>	<i>21</i>													
<i># of funds in category</i>			<i>232</i>	<i>207</i>	<i>182</i>	<i>113</i>									12-31-2022	02-15-2022	12-31-2022		
Vanguard Target Retirement 2050 Fund	VFIFX	Target Date	-17.46	3.80	5.18	8.36	✔	18.82	0.96	9.86	✔	—	✔	0.08	✔	3	1-Low	Low Risk	
<i>percentile rank</i>			<i>29</i>	<i>36</i>	<i>37</i>	<i>22</i>													
<i># of funds in category</i>			<i>233</i>	<i>208</i>	<i>185</i>	<i>109</i>									12-31-2022	02-15-2022	12-31-2022		
Vanguard Target Retirement 2055 Fund	VFFVX	Target Date	-17.46	3.79	5.18	8.34	✔	18.83	0.95	9.86	✔	—	✔	0.08	✔	3	1-Low	Low Risk	
<i>percentile rank</i>			<i>24</i>	<i>38</i>	<i>39</i>	<i>25</i>													
<i># of funds in category</i>			<i>230</i>	<i>205</i>	<i>182</i>	<i>95</i>									12-31-2022	02-15-2022	12-31-2022		
Vanguard Target Retirement 2060 Fund	VTTSX	Target Date	-17.46	3.79	5.18	8.34	✔	18.81	1.35	9.86	✔	—	✔	0.08	✔	3	1-Low	Low Risk	
<i>percentile rank</i>			<i>25</i>	<i>43</i>	<i>46</i>	<i>1</i>													
<i># of funds in category</i>			<i>228</i>	<i>198</i>	<i>171</i>	<i>1</i>									12-31-2022	02-15-2022	12-31-2022		
Vanguard Target Retirement 2065 Fund	VLXVX	Target Date	-17.39	3.78	5.15	—	✖	18.82	1.35	5.47	✔	—	✔	0.08	✔	3	1-Low	Low Risk	
<i>percentile rank</i>			<i>16</i>	<i>47</i>	<i>49</i>	<i>—</i>													
<i># of funds in category</i>			<i>176</i>	<i>64</i>	<i>15</i>	<i>—</i>									12-31-2022	02-15-2022	12-31-2022		
Vanguard Target Retirement 2070 Fund	VSVNX	Target Date	—	—	—	—	—	—	—	0.51	✖	—	✔	0.08	✔	3	—	Low Risk	
<i>percentile rank</i>			<i>—</i>	<i>—</i>	<i>—</i>	<i>—</i>													
<i># of funds in category</i>			<i>176</i>	<i>64</i>	<i>15</i>	<i>—</i>									12-31-2022	—	12-31-2022		
Vanguard Target Retirement Income Fund	VTINX	Target Date	-12.74	0.34	2.30	3.62	✔	8.59	0.88	9.86	✔	—	✔	0.08	✔	3	1-Low	—	
<i>percentile rank</i>			<i>54</i>	<i>38</i>	<i>36</i>	<i>40</i>													
<i># of funds in category</i>			<i>178</i>	<i>161</i>	<i>142</i>	<i>96</i>									12-31-2022	02-15-2022	—		

Balanced

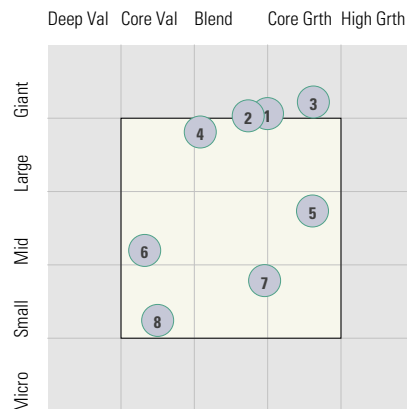
American Funds American Balanced R6	RLBGX	Moderate Allocation	-11.83	4.42	5.84	8.59	✔	13.31	0.95	24.01	✔	—	✔	0.25	✔	2	1-Low	Low Risk
<i>percentile rank</i>			<i>24</i>	<i>18</i>	<i>17</i>	<i>5</i>												
<i># of funds in category</i>			<i>758</i>	<i>698</i>	<i>658</i>	<i>495</i>									12-31-2022	02-15-2022	12-31-2022	

GO2 FOR LUNG CANCER 403B PLAN

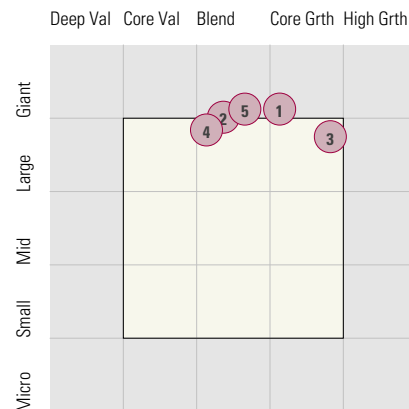
Style Analysis (Data as of 12-31-2022)

Style Analysis

Morningstar Style Box US Stock



Morningstar Style Box Non-US Stock



US Stock Funds

	Category	Super Sectors %			Asset Allocation %			Avg Mkt Cap M\$	
		Cyclical	Defensive	Sensitive	Cash	US Stock	Foreign		
1	Vanguard Dividend Growth Inv	Large Blend	34.24	34.55	31.20	2.97	87.92	9.11	156.30
2	Vanguard 500 Index Admiral	Large Blend Index	28.67	26.71	44.61	0.33	98.54	1.12	161.35
3	MFS Growth R6	Large Growth	31.86	20.60	47.54	2.83	92.90	4.27	201.36
4	Invesco Diversified Dividend R6	Large Value	29.50	36.42	34.07	2.27	93.72	4.01	122.00
5	MFS Mid Cap Growth R6	Mid-Cap Growth	34.43	19.92	45.64	2.06	87.01	10.93	20.71
6	Vanguard Selected Value Inv	Mid-Cap Value	50.72	13.53	35.75	3.89	87.24	8.87	8.07
7	PGIM Jennison Small Company R6	Small Growth	37.42	24.02	38.56	4.25	89.43	6.31	4.43
8	DFA US Small Cap Value I	Small Value	50.60	10.08	39.30	0.90	96.50	2.53	2.38

Non-US Stock Funds

	Category	Super Sectors %			Regional Exposure %			Market Maturity %			
		Cyclical	Defensive	Sensitive	Americas	Greater Asia	Greater Europe	Developed	EM%	Avg Mkt Cap M\$	
1	American Funds New World R6	Diversified Emerging Mkts	40.45	23.60	35.96	36.28	39.06	24.67	60.61	39.39	52.53
2	American Funds Intl Gr and Inc R6	Foreign Large Blend	37.80	26.38	35.82	14.47	28.83	56.70	85.71	14.29	45.50
3	Invesco Oppenheimer International Gr R6	Foreign Large Growth	33.65	28.72	37.63	14.64	18.08	67.29	94.34	5.66	37.31
4	Vanguard International Value Inv	Foreign Large Value	43.79	16.66	39.54	9.51	40.34	50.14	79.78	20.22	28.83
5	American Funds Capital World Gr&Inc R6	Global Stock	31.28	27.78	40.94	56.46	18.25	25.29	91.05	8.95	88.68

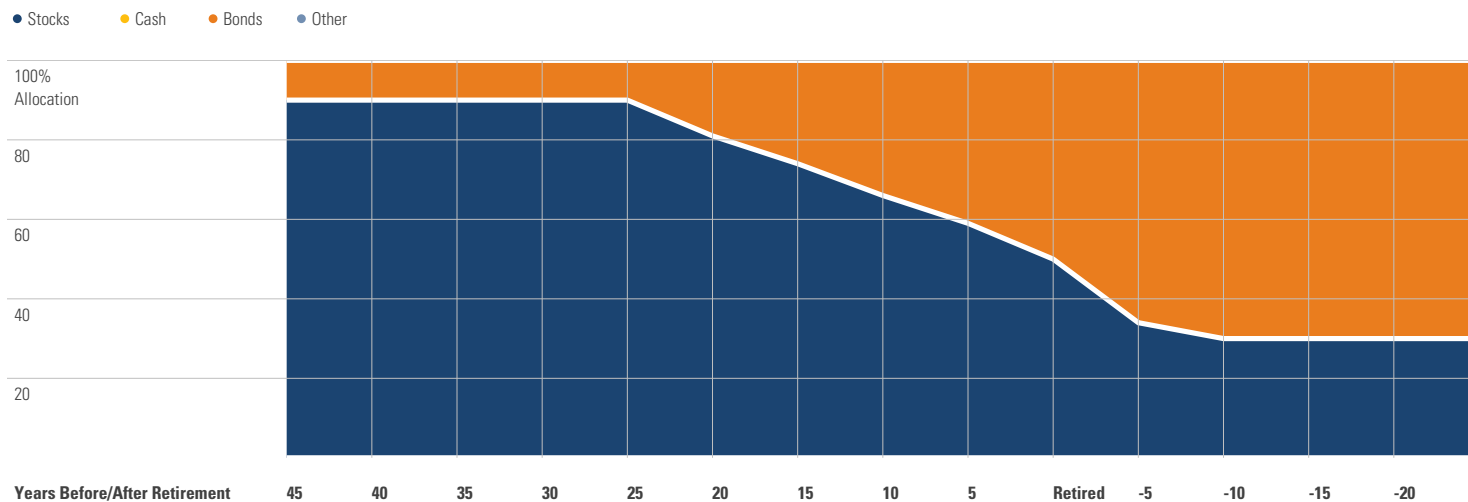
Fixed Income Funds

	Category	Super Sectors %				Other Stats		Credit Quality %		
		US Govt Debt	Mtg	US Credit	Non US	Avg Eff Duration	Inv Grade	Below Inv Grade	NR/NA	
1	PIMCO International Bond (USD-Hdg) Instl	Global Bond	40.62	2.82	6.35	0.00	6.67	94.31	5.70	0.00
2	Eaton Vance Income Fund of Boston R6	High Yield Bond	0.00	0.00	92.59	0.00	4.16	3.49	90.82	5.68
3	Vanguard Inflation-Protected Secs Adm	Inflation-Protected Bond	95.86	0.00	0.00	0.00	6.54	95.88	0.00	4.12
4	Baird Aggregate Bond Inst	Intermediate-Term Bond	25.92	25.01	47.20	0.00	6.17	99.70	0.30	0.00
5	PIMCO Income Instl	Multisector Bond	27.36	2.53	12.71	0.00	3.22	71.23	28.78	0.00
6	Lincoln Stable Value Account -LNGPA	Stable Value	-	-	-	0.00	-	0.00	0.00	-
7	Federated Hermes Govt Ultrashort R6	Ultrashort Bond	7.01	31.43	0.00	0.00	0.30	100.00	0.00	0.00

GO2 FOR LUNG CANCER 403B PLAN

Target Date Analysis (Data as of 12-31-2022)

Target Date Allocation



Target Date Portfolio Data

	Asset Allocation %								
	Total Stock	US Stock	Non-US Stock	Total Bond	Infl Prot Bond	HY Bond	Cash	Other	Avg Mkt Cap \$M
Vanguard Target Retirement 2020 Fund	41.82	24.85	16.97	54.88	15.54	0.18	3.27	0.03	57.23
Vanguard Target Retirement 2025 Fund	54.03	31.84	22.19	42.94	6.25	0.15	2.99	0.03	56.84
Vanguard Target Retirement 2030 Fund	62.61	36.80	25.81	34.55	0.00	0.13	2.80	0.04	56.72
Vanguard Target Retirement 2035 Fund	69.63	40.88	28.75	27.40	0.00	0.10	2.93	0.04	56.67
Vanguard Target Retirement 2040 Fund	76.99	45.29	31.70	20.13	0.00	0.08	2.84	0.03	56.76
Vanguard Target Retirement 2045 Fund	84.31	49.69	34.62	12.96	0.00	0.05	2.69	0.04	56.84
Vanguard Target Retirement 2050 Fund	88.00	51.89	36.11	9.33	0.00	0.04	2.64	0.04	56.87
Vanguard Target Retirement 2055 Fund	87.93	51.89	36.04	9.30	0.00	0.04	2.73	0.04	56.90
Vanguard Target Retirement 2060 Fund	87.82	51.88	35.94	9.27	0.00	0.04	2.86	0.04	56.95
Vanguard Target Retirement 2065 Fund	87.85	52.34	35.51	9.12	0.00	0.04	2.99	0.04	57.35
Vanguard Target Retirement 2070 Fund	88.29	53.23	35.06	9.78	0.00	0.04	1.89	0.04	57.92
Vanguard Target Retirement Income Fund	28.79	16.96	11.83	67.58	19.62	0.20	3.60	0.02	56.82