

HARRISBURG MEDICAL CENTER

Screens Summary (Data as of 12-31-2022)

🔴 Fund Removed from Approved List 🟡 Fund on Watch List

Name	Ticker	Asset Class	Trailing Performance and Risk				Management			Style		Expense		ESG Metrics				
			1 Yr	3 Yr	5 Yr	10 Yr	Pass/ Fail	Std Dev 3 Yr %	Beta 3 Yr %	Tenure	Pass/ Fail	Style Box	Pass/ Fail	Exp Ratio	Sustain. Rating	Commit. Level	Carbon Risk	
																Updated	Updated	Updated
US Stock																		
DFA US Core Equity 1 I	DFOFX	Large Blend	-15.01	8.06	8.66	12.09	✔	22.28	1.04	10.85	✔	🇺🇸	✔	0.14	✔	2	-	Medium Risk
<i>percentile rank</i>			30	23	51	33												
<i># of funds in category</i>			1,379	1,247	1,137	837												
<hr/>																		
Vanguard 500 Index Admiral	VFIAX	Large Blend Index	-18.15	7.62	9.39	12.52	✔	21.17	1.00	6.68	✔	🇺🇸	✔	0.04	✔	3	1-Low	Low Risk
<i>percentile rank</i>			52	33	25	13												
<i># of funds in category</i>			1,379	1,247	1,137	837												
<hr/>																		
MFS Growth R6	MFEKX	Large Growth	-31.08	3.96	9.72	13.08	✔	22.34	0.93	20.76	✔	🇺🇸	✔	0.49	✔	4	2-Basic	Low Risk
<i>percentile rank</i>			58	65	32	24												
<i># of funds in category</i>			1,237	1,133	1,056	807												
<hr/>																		
American Funds Washington Mutual R6	RWMGX	Large Value	-8.18	8.55	9.41	12.25	✔	19.43	0.89	25.52	✔	🇺🇸	✖	0.26	✔	2	1-Low	Low Risk
<i>percentile rank</i>			5	16	22	26												
<i># of funds in category</i>			1,379	1,247	1,137	837												
<hr/>																		
MFS Mid Cap Growth R6	OTCKX	Mid-Cap Growth	-28.29	3.59	9.19	-	✔	23.07	0.90	14.12	✔	🇺🇸	✔	0.66	✔	5	2-Basic	Low Risk
<i>percentile rank</i>			60	59	20	-												
<i># of funds in category</i>			592	540	505	395												
<hr/>																		
Vanguard Mid-Cap Value Index Admiral	VMVAX	Mid-Cap Value	-7.90	6.74	6.39	10.98	✔	24.01	0.96	16.38	✔	🇺🇸	✔	0.07	✔	4	1-Low	Medium Risk
<i>percentile rank</i>			47	50	40	13												
<i># of funds in category</i>			407	395	374	274												
<hr/>																		
Vanguard Small Cap Growth Index Admiral	VSGAX	Small Growth	-28.39	0.79	5.10	9.27	✔	25.67	0.95	18.01	✔	🇺🇸	✖	0.07	✔	4	1-Low	Medium Risk
<i>percentile rank</i>			55	80	71	72												
<i># of funds in category</i>			604	576	534	405												
<hr/>																		
Vanguard Small Cap Value Index Admiral	VSIAX	Small Value	-9.31	7.13	5.79	10.28	✔	26.84	0.96	6.68	✔	🇺🇸	✔	0.07	✔	4	1-Low	Medium Risk
<i>percentile rank</i>			37	41	28	13												
<i># of funds in category</i>			483	455	428	324												
<hr/>																		
Non-US Stock																		
American Funds New World R6	RNWXG	Diversified Emerging Mkts	-21.75	1.01	3.04	4.98	✔	20.37	0.90	23.56	✔	🇺🇸	✔	0.57	✔	3	1-Low	Medium Risk
<i>percentile rank</i>			58	17	3	2												
<i># of funds in category</i>			820	736	652	397												
<hr/>																		
American Funds Intl Gr and Inc R6	RIGGX	Foreign Large Blend	-15.16	0.36	2.06	4.28	✔	21.51	1.08	14.26	✔	🇺🇸	✔	0.54	✔	2	1-Low	Low Risk
<i>percentile rank</i>			44	56	22	48												
<i># of funds in category</i>			763	723	630	440												
<hr/>																		
Vanguard International Growth Adm	VWILX	Foreign Large Growth	-30.79	3.14	4.75	7.84	✔	24.95	1.05	13.02	✔	🇺🇸	✔	0.34	✔	3	-	Low Risk
<i>percentile rank</i>			82	9	13	4												
<i># of funds in category</i>			443	399	346	230												
<hr/>																		
Vanguard International Value Inv	VTRIX	Foreign Large Value	-11.66	1.30	1.36	4.31	✔	21.95	1.04	12.60	✔	🇺🇸	✔	0.36	✔	2	-	Medium Risk
<i>percentile rank</i>			75	40	27	25												
<i># of funds in category</i>			356	326	303	180												
<hr/>																		
American Funds New Perspective R6	RNPGX	Global Stock	-25.61	5.54	7.69	10.29	✔	22.44	1.09	22.10	✔	—	✔	0.41	✔	2	2-Basic	Low Risk
<i>percentile rank</i>			46	17	17	11												
<i># of funds in category</i>			366	309	272	179												

HARRISBURG MEDICAL CENTER

Screens Summary (Data as of 12-31-2022)

🔴 Fund Removed from Approved List ⚠️ Fund on Watch List

Name	Ticker	Asset Class	Trailing Performance and Risk				Management			Style		Expense			ESG Metrics			
			1 Yr	3 Yr	5 Yr	10 Yr	Pass/ Fail	Std Dev 3 Yr %	Beta 3 Yr %	Tenure	Pass/ Fail	Style Box	Pass/ Fail	Exp Ratio	Sustain. Rating	Commit. Level	Carbon Risk	
														Updated	Updated	Updated		
Alternative																		
PIMCO Commodity Real Ret Strat Instl	PCRIX	Commodities Broad Basket	8.85	13.57	7.23	-1.44	✓	22.31	1.17	4.17	✓	—	—	0.76	✓	3	—	—
percentile rank			91	49	36	71												
# of funds in category			114	109	91	65									12-31-2022	—	—	
Vanguard Real Estate Index Admiral	VGSLX	Real Estate	-26.20	-0.41	3.68	6.42	✓	22.84	0.96	26.65	✓	—	✓	0.12	✓	3	1-Low	Low Risk
percentile rank			61	57	50	34												
# of funds in category			257	238	214	155									12-31-2022	02-15-2022	12-31-2022	
Fixed Income																		
AB Global Bond Z	ANAZX	Global Bond	-11.99	-2.76	-0.13	—	✓	6.18	0.88	17.35	✓	—	—	0.50	✓	3	—	—
percentile rank			38	35	48	—												
# of funds in category			130	112	98	59									12-31-2022	—	—	
BlackRock High Yield Bond K	BRHYX	High Yield Bond	-10.34	0.18	2.47	4.25	✓	11.37	1.01	15.01	✓	—	—	0.49	✓	—	2-Basic	—
percentile rank			41	36	22	11												
# of funds in category			687	630	584	417									—	02-15-2022	—	
BlackRock Inflation Protected Bond K	BPLBX	Inflation-Protected Bond	-11.47	1.56	2.18	1.05	✓	7.27	1.03	5.88	✓	—	—	0.30	✓	3	—	—
percentile rank			47	36	31	34												
# of funds in category			217	204	195	138									09-30-2022	—	—	
Baird Aggregate Bond Inst	BAGIX	Intermediate-Term Bond	-13.35	-2.48	0.25	1.49	✓	6.23	1.05	22.27	✓	■	—	0.30	✓	3	1-Low	—
percentile rank			49	31	22	9												
# of funds in category			471	423	389	289									12-31-2022	02-15-2022	—	
PIMCO Diversified Inc Instl	PDIIX	Multisector Bond	-13.76	-2.72	0.55	2.48	✓	9.39	1.31	6.81	✓	—	—	0.75	✓	—	—	—
percentile rank			90	84	65	38												
# of funds in category			344	295	258	152									—	—	—	
Lincoln Stable Value Account -LNGPA		Stable Value	—	—	—	—	—	—	—	39.69	✓	—	—	—	—	—	—	—
percentile rank			—	—	—	—												
# of funds in category			42	—	—	—									—	—	—	
Federated Hermes Govt Ultrashort R6	FGULX	Ultrashort Bond	0.45	0.63	1.19	—	✓	0.59	0.06	25.49	✓	—	—	0.24	✓	—	—	—
percentile rank			38	44	60	—												
# of funds in category			237	218	180	107									—	—	—	
Target Date																		
American Funds 2010 Trgt Date Retire R6	RFTTX	Target Date	-9.15	2.76	3.80	5.47	✓	9.40	0.88	11.01	✓	—	✓	0.28	✓	2	—	—
percentile rank			1	1	1	1												
# of funds in category			128	113	82	50									12-31-2022	—	—	
American Funds 2015 Trgt Date Retire R6	RFJTX	Target Date	-10.25	2.86	4.00	5.96	✓	10.26	0.88	11.01	✓	—	✓	0.30	✓	2	—	—
percentile rank			1	1	1	1												
# of funds in category			125	115	95	43									12-31-2022	—	—	
American Funds 2020 Trgt Date Retire R6	RRCTX	Target Date	-11.01	3.00	4.21	6.55	✓	10.77	0.84	11.01	✓	—	✓	0.30	✓	2	—	—
percentile rank			1	1	1	1												
# of funds in category			153	143	122	56									12-31-2022	—	—	

HARRISBURG MEDICAL CENTER

Screens Summary (Data as of 12-31-2022)

Fund Removed from Approved List Fund on Watch List

Name	Ticker	Asset Class	Trailing Performance and Risk				Management			Style	Expense		ESG Metrics					
			1 Yr	3 Yr	5 Yr	10 Yr	Pass/ Fail	Std Dev 3 Yr %	Beta 3 Yr %	Tenure	Pass/ Fail	Style Box	Pass/ Fail	Exp Ratio	Pass/ Fail	Sustain. Rating	Commit. Level	Carbon Risk
													Updated	Updated	Updated			
American Funds 2025 Trgt Date Retire R6	RFDTX	Target Date	-12.74	3.40	4.69	7.48	✓	12.08	0.87	11.01	✓	—	✓	0.32	✓	2	—	Low Risk
percentile rank			8	1	1	1												
# of funds in category			239	214	185	117									12-31-2022	—	06-30-2022	
American Funds 2030 Trgt Date Retire R6	RFETX	Target Date	-14.50	3.67	5.09	8.25	✓	13.86	0.90	11.01	✓	—	✓	0.33	✓	3	—	Low Risk
percentile rank			19	1	1	1												
# of funds in category			241	214	185	110									12-31-2022	—	12-31-2022	
American Funds 2035 Trgt Date Retire R6	RFCTX	Target Date	-16.24	4.39	5.88	8.96	✓	16.21	0.95	11.01	✓	—	✓	0.35	✓	3	—	Low Risk
percentile rank			24	1	1	1												
# of funds in category			232	207	182	114									12-31-2022	—	12-31-2022	
American Funds 2040 Trgt Date Retire R6	RFCTX	Target Date	-17.55	4.59	6.10	9.23	✓	17.62	0.96	11.01	✓	—	✓	0.36	✓	2	—	Low Risk
percentile rank			43	1	1	1												
# of funds in category			236	208	185	110									12-31-2022	—	12-31-2022	
American Funds 2045 Trgt Date Retire R6	RFHTX	Target Date	-18.18	4.55	6.11	9.29	✓	18.05	0.93	11.01	✓	—	✓	0.37	✓	2	—	Low Risk
percentile rank			52	6	1	1												
# of funds in category			232	207	182	113									12-31-2022	—	12-31-2022	
American Funds 2050 Trgt Date Retire R6	RFITX	Target Date	-18.89	4.34	6.04	9.28	✓	18.35	0.93	11.01	✓	—	✓	0.38	✓	2	—	Low Risk
percentile rank			71	7	1	1												
# of funds in category			233	208	185	109									12-31-2022	—	12-31-2022	
American Funds 2055 Trgt Date Retire R6	RFKTX	Target Date	-19.50	4.07	5.87	9.19	✓	18.46	0.93	11.01	✓	—	✗	0.38	✓	2	—	Low Risk
percentile rank			89	19	4	1												
# of funds in category			230	205	182	95									12-31-2022	—	12-31-2022	
American Funds 2060 Trgt Date Retire R6	RFUTX	Target Date	-19.66	3.99	5.82	—	✓	18.45	1.32	7.77	✓	—	✗	0.38	✓	2	—	Low Risk
percentile rank			93	29	11	—												
# of funds in category			228	198	171	1									12-31-2022	—	12-31-2022	
American Funds 2065 Trgt Date Retire R6	RFVTX	Target Date	-19.64	—	—	—	—	—	—	3.00	✓	—	✗	0.38	✓	2	—	Low Risk
percentile rank			92	—	—	—												
# of funds in category			176	64	15	—									12-31-2022	—	12-31-2022	

Balanced

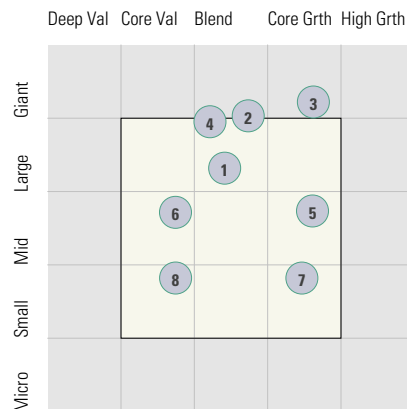
Vanguard LifeStrategy Cnsvr Gr Inv	VSCGX	Target Risk	-14.99	0.18	2.45	4.44	✓	10.44	1.02	0.85	✗	—	✓	0.12	✓	3	1-Low	—
percentile rank			78	68	45	31												
# of funds in category			467	433	406	300									12-31-2022	02-15-2022	—	
Vanguard LifeStrategy Growth Inv	VASGX	Target Risk	-17.09	3.06	4.64	7.60	✓	17.09	1.02	0.85	✗	—	✓	0.14	✓	3	1-Low	Low Risk
percentile rank			63	60	43	34												
# of funds in category			322	296	279	224									12-31-2022	02-15-2022	12-31-2022	
Vanguard LifeStrategy Income Inv	VASIX	Target Risk	-13.93	-1.45	1.20	2.77	✓	7.50	0.99	0.85	✗	—	✓	0.11	✓	4	1-Low	—
percentile rank			85	84	64	42												
# of funds in category			142	128	125	90									12-31-2022	02-15-2022	—	
Vanguard LifeStrategy Moderate Gr Inv	VSMGX	Target Risk	-16.00	1.65	3.58	6.05	✓	13.71	0.99	0.85	✗	—	✓	0.13	✓	3	1-Low	Low Risk
percentile rank			66	79	64	55												
# of funds in category			758	698	658	495									12-31-2022	02-15-2022	12-31-2022	

HARRISBURG MEDICAL CENTER

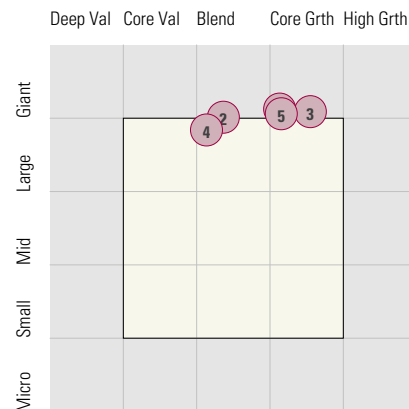
Style Analysis (Data as of 12-31-2022)

Style Analysis

Morningstar Style Box US Stock



Morningstar Style Box Non-US Stock



US Stock Funds

	Category	Super Sectors %			Asset Allocation %			Avg Mkt Cap M\$	
		Cyclical	Defensive	Sensitive	Cash	US Stock	Foreign		
1	DFA US Core Equity 1 I	Large Blend	31.11	23.44	45.45	0.93	97.84	1.22	57.32
2	Vanguard 500 Index Admiral	Large Blend Index	28.67	26.71	44.61	0.33	98.54	1.12	161.35
3	MFS Growth R6	Large Growth	31.86	20.60	47.54	2.83	92.90	4.27	201.36
4	American Funds Washington Mutual R6	Large Value	26.35	34.24	39.41	4.25	87.59	7.90	134.77
5	MFS Mid Cap Growth R6	Mid-Cap Growth	34.43	19.92	45.64	2.06	87.01	10.93	20.71
6	Vanguard Mid-Cap Value Index Admiral	Mid-Cap Value	43.78	28.95	27.26	0.41	97.96	1.63	21.77
7	Vanguard Small Cap Growth Index Admiral	Small Growth	24.85	25.72	49.44	1.98	97.36	0.66	4.85
8	Vanguard Small Cap Value Index Admiral	Small Value	50.02	15.31	34.67	0.65	98.65	0.70	4.90

Non-US Stock Funds

	Category	Super Sectors %			Regional Exposure %			Market Maturity %			
		Cyclical	Defensive	Sensitive	Americas	Greater Asia	Greater Europe	Developed	EM%	Avg Mkt Cap M\$	
1	American Funds New World R6	Diversified Emerging Mkts	40.45	23.60	35.96	36.28	39.06	24.67	60.61	39.39	52.53
2	American Funds Intl Gr and Inc R6	Foreign Large Blend	37.80	26.38	35.82	14.47	28.83	56.70	85.71	14.29	45.50
3	Vanguard International Growth Adm	Foreign Large Growth	35.62	24.85	39.52	19.40	30.58	50.02	79.91	20.09	51.99
4	Vanguard International Value Inv	Foreign Large Value	43.79	16.66	39.54	9.51	40.34	50.14	79.78	20.22	28.83
5	American Funds New Perspective R6	Global Stock	31.85	28.05	40.11	56.45	12.38	31.17	95.03	4.97	91.08

Fixed Income Funds

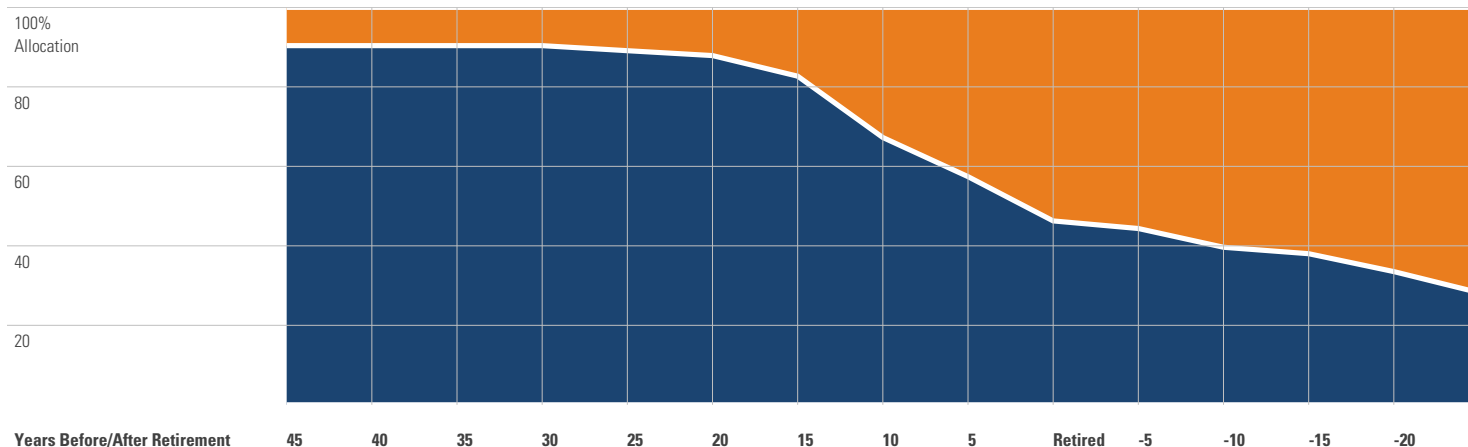
	Category	Super Sectors %				Avg Eff Duration	Credit Quality %			
		US Govt Debt	Mtg	US Credit	Non US		Inv Grade	Below Inv Grade	NR/NA	
1	AB Global Bond Z	Global Bond	19.12	0.72	7.80	0.00	6.01	92.26	4.87	2.87
2	BlackRock High Yield Bond K	High Yield Bond	0.01	0.00	84.67	0.00	0.02	15.00	80.99	4.00
3	BlackRock Inflation Protected Bond K	Inflation-Protected Bond	83.52	0.00	1.92	0.00	0.03	97.74	0.14	2.12
4	Baird Aggregate Bond Inst	Intermediate-Term Bond	25.92	25.01	47.20	0.00	6.17	99.70	0.30	0.00
5	PIMCO Diversified Inc Instl	Multisector Bond	30.54	0.17	32.89	0.00	4.95	65.30	34.71	0.00
6	Lincoln Stable Value Account -LNGPA	Stable Value	-	-	-	0.00	-	0.00	0.00	-
7	Federated Hermes Govt Ultrashort R6	Ultrashort Bond	7.01	31.43	0.00	0.00	0.30	100.00	0.00	0.00

HARRISBURG MEDICAL CENTER

Target Date Analysis (Data as of 12-31-2022)

Target Date Allocation

● Stocks ● Cash ● Bonds ● Other



Target Date Portfolio Data

Asset Allocation %

	Total Stock	US Stock	Non-US Stock	Total Bond	Infl Prot Bond	HY Bond	Cash	Other	Avg Mkt Cap \$M
American Funds 2010 Trgt Date Retire R6	37.02	28.15	8.87	55.28	16.26	4.00	6.42	1.28	98.24
American Funds 2015 Trgt Date Retire R6	39.52	29.81	9.71	52.95	17.23	5.27	6.25	1.26	99.43
American Funds 2020 Trgt Date Retire R6	42.89	32.11	10.78	49.78	18.34	4.93	6.13	1.22	99.75
American Funds 2025 Trgt Date Retire R6	48.02	35.30	12.72	44.57	18.43	3.43	6.26	1.13	95.48
American Funds 2030 Trgt Date Retire R6	57.18	41.77	15.41	35.11	18.04	1.72	6.65	1.04	88.54
American Funds 2035 Trgt Date Retire R6	67.80	49.19	18.61	23.98	18.08	1.29	7.24	0.98	83.00
American Funds 2040 Trgt Date Retire R6	77.78	55.85	21.93	13.50	14.45	0.63	7.75	0.96	79.60
American Funds 2045 Trgt Date Retire R6	80.90	57.97	22.93	10.28	8.70	0.26	7.89	0.92	78.11
American Funds 2050 Trgt Date Retire R6	81.87	58.37	23.50	9.37	8.69	0.14	7.92	0.84	76.33
American Funds 2055 Trgt Date Retire R6	82.37	58.39	23.98	8.89	8.63	0.08	7.95	0.79	74.08
American Funds 2060 Trgt Date Retire R6	82.37	58.39	23.98	8.89	8.63	0.08	7.94	0.81	72.90
American Funds 2065 Trgt Date Retire R6	82.37	58.39	23.98	8.89	8.63	0.08	7.94	0.81	72.90