

KABOOM INC 403B RETIREMENT PLAN

Screens Summary (Data as of 12-31-2022)

⊖ Fund Removed from Approved List ⚠ Fund on Watch List

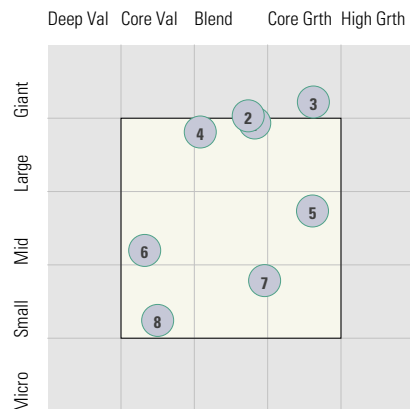
Name	Ticker	Asset Class	Trailing Performance and Risk				Management			Style	Expense		ESG Metrics					
			1 Yr	3 Yr	5 Yr	10 Yr	Pass/ Fail	Std Dev 3 Yr %	Beta 3 Yr %	Tenure	Pass/ Fail	Style Box	Pass/ Fail	Exp Ratio	Pass/ Fail	Sustain. Rating	Commit. Level	Carbon Risk
															Updated	Updated	Updated	
American Funds 2030 Trgt Date Retire R6	RFETX	Target Date	-14.50	3.67	5.09	8.25	✓	13.86	0.90	11.01	✓	—	✓	0.33	✓	3	—	Low Risk
<i>percentile rank</i>			19	1	1	1												
<i># of funds in category</i>			241	214	185	110									12-31-2022	—	12-31-2022	
American Funds 2035 Trgt Date Retire R6	RFETX	Target Date	-16.24	4.39	5.88	8.96	✓	16.21	0.95	11.01	✓	—	✓	0.35	✓	3	—	Low Risk
<i>percentile rank</i>			24	1	1	1												
<i># of funds in category</i>			232	207	182	114									12-31-2022	—	12-31-2022	
American Funds 2040 Trgt Date Retire R6	RFETX	Target Date	-17.55	4.59	6.10	9.23	✓	17.62	0.96	11.01	✓	—	✓	0.36	✓	2	—	Low Risk
<i>percentile rank</i>			43	1	1	1												
<i># of funds in category</i>			236	208	185	110									12-31-2022	—	12-31-2022	
American Funds 2045 Trgt Date Retire R6	RFHTX	Target Date	-18.18	4.55	6.11	9.29	✓	18.05	0.93	11.01	✓	—	✓	0.37	✓	2	—	Low Risk
<i>percentile rank</i>			52	6	1	1												
<i># of funds in category</i>			232	207	182	113									12-31-2022	—	12-31-2022	
American Funds 2050 Trgt Date Retire R6	RFITX	Target Date	-18.89	4.34	6.04	9.28	✓	18.35	0.93	11.01	✓	—	✓	0.38	✓	2	—	Low Risk
<i>percentile rank</i>			71	7	1	1												
<i># of funds in category</i>			233	208	185	109									12-31-2022	—	12-31-2022	
American Funds 2055 Trgt Date Retire R6	RFKTX	Target Date	-19.50	4.07	5.87	9.19	✓	18.46	0.93	11.01	✓	—	✖	0.38	✓	2	—	Low Risk
<i>percentile rank</i>			89	19	4	1												
<i># of funds in category</i>			230	205	182	95									12-31-2022	—	12-31-2022	
American Funds 2060 Trgt Date Retire R6	RFUTX	Target Date	-19.66	3.99	5.82	—	✓	18.45	1.32	7.77	✓	—	✖	0.38	✓	2	—	Low Risk
<i>percentile rank</i>			93	29	11	—												
<i># of funds in category</i>			228	198	171	1									12-31-2022	—	12-31-2022	
American Funds 2065 Trgt Date Retire R6	RFVTX	Target Date	-19.64	—	—	—	—	—	—	3.00	✓	—	✖	0.38	✓	2	—	Low Risk
<i>percentile rank</i>			92	—	—	—												
<i># of funds in category</i>			176	64	15	—									12-31-2022	—	12-31-2022	
Balanced																		
American Funds American Balanced R6	RLBGX	Moderate Allocation	-11.83	4.42	5.84	8.59	✓	13.31	0.95	24.01	✓	—	✓	0.25	✓	2	1-Low	Low Risk
<i>percentile rank</i>			24	18	17	5												
<i># of funds in category</i>			758	698	658	495									12-31-2022	02-15-2022	12-31-2022	

KABOOM INC 403B RETIREMENT PLAN

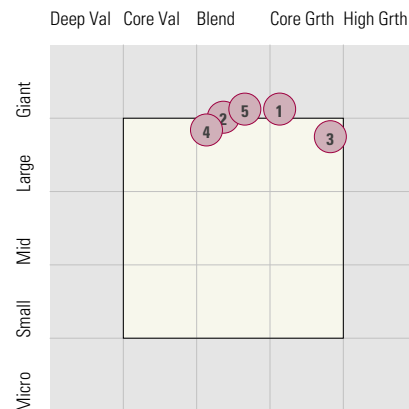
Style Analysis (Data as of 12-31-2022)

Style Analysis

Morningstar Style Box US Stock



Morningstar Style Box Non-US Stock



US Stock Funds

	Category	Super Sectors %			Asset Allocation %			Avg Mkt Cap M\$	
		Cyclical	Defensive	Sensitive	Cash	US Stock	Foreign		
1	MFS Massachusetts Investors Tr R6	Large Blend	28.54	29.02	42.45	0.85	90.12	9.03	131.12
2	Vanguard 500 Index Admiral	Large Blend Index	28.67	26.71	44.61	0.33	98.54	1.12	161.35
3	MFS Growth R6	Large Growth	31.86	20.60	47.54	2.83	92.90	4.27	201.36
4	Invesco Diversified Dividend R6	Large Value	29.50	36.42	34.07	2.27	93.72	4.01	122.00
5	MFS Mid Cap Growth R6	Mid-Cap Growth	34.43	19.92	45.64	2.06	87.01	10.93	20.71
6	Vanguard Selected Value Inv	Mid-Cap Value	50.72	13.53	35.75	3.89	87.24	8.87	8.07
7	PGIM Jennison Small Company R6	Small Growth	37.42	24.02	38.56	4.25	89.43	6.31	4.43
8	DFA US Small Cap Value I	Small Value	50.60	10.08	39.30	0.90	96.50	2.53	2.38

Non-US Stock Funds

	Category	Super Sectors %			Regional Exposure %			Market Maturity %			
		Cyclical	Defensive	Sensitive	Americas	Greater Asia	Greater Europe	Developed	EM%	Avg Mkt Cap M\$	
1	American Funds New World R6	Diversified Emerging Mkts	40.45	23.60	35.96	36.28	39.06	24.67	60.61	39.39	52.53
2	American Funds Intl Gr and Inc R6	Foreign Large Blend	37.80	26.38	35.82	14.47	28.83	56.70	85.71	14.29	45.50
3	Invesco Oppenheimer International Gr R6	Foreign Large Growth	33.65	28.72	37.63	14.64	18.08	67.29	94.34	5.66	37.31
4	Vanguard International Value Inv	Foreign Large Value	43.79	16.66	39.54	9.51	40.34	50.14	79.78	20.22	28.83
5	American Funds Capital World Gr&Inc R6	Global Stock	31.28	27.78	40.94	56.46	18.25	25.29	91.05	8.95	88.68

Fixed Income Funds

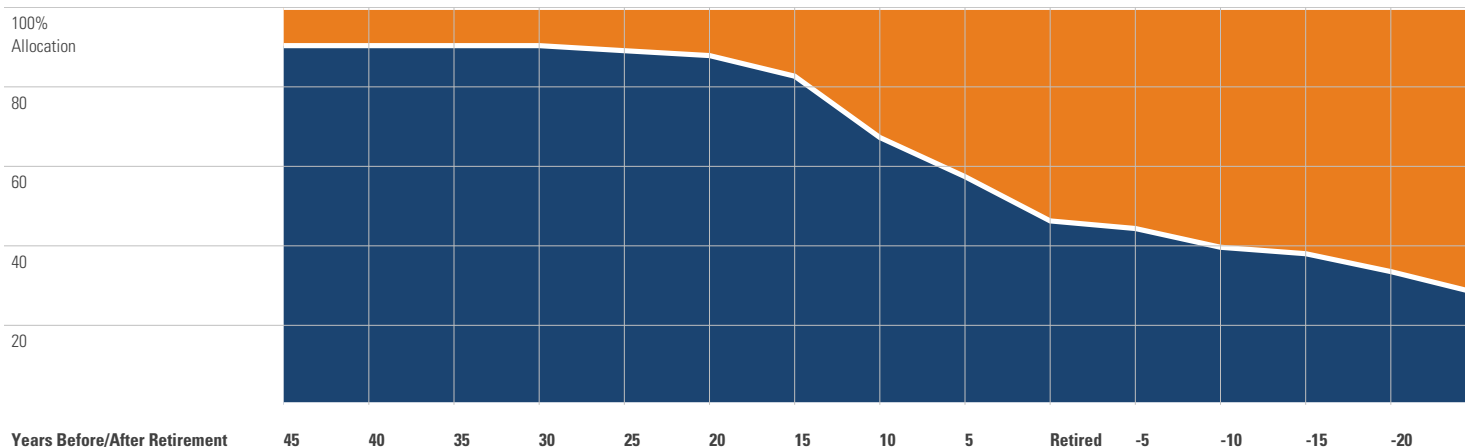
	Category	Super Sectors %				Avg Eff Duration	Credit Quality %			
		US Govt Debt	Mtg	US Credit	Non US		Inv Grade	Below Inv Grade	NR/NA	
1	PIMCO International Bond (USD-Hdg) Instl	Global Bond	40.62	2.82	6.35	0.00	6.67	94.31	5.70	0.00
2	Eaton Vance Income Fund of Boston R6	High Yield Bond	0.00	0.00	92.59	0.00	4.16	3.49	90.82	5.68
3	Vanguard Inflation-Protected Secs Adm	Inflation-Protected Bond	95.86	0.00	0.00	0.00	6.54	95.88	0.00	4.12
4	Baird Aggregate Bond Inst	Intermediate-Term Bond	25.92	25.01	47.20	0.00	6.17	99.70	0.30	0.00
5	PIMCO Income Instl	Multisector Bond	27.36	2.53	12.71	0.00	3.22	71.23	28.78	0.00
6	Federated Hermes Govt Ultrashort R6	Ultrashort Bond	7.01	31.43	0.00	0.00	0.30	100.00	0.00	0.00

KABOOM INC 403B RETIREMENT PLAN

Target Date Analysis (Data as of 12-31-2022)

Target Date Allocation

● Stocks ● Cash ● Bonds ● Other



Target Date Portfolio Data

Asset Allocation %

	Total Stock	US Stock	Non-US Stock	Total Bond	Infl Prot Bond	HY Bond	Cash	Other	Avg Mkt Cap \$M
American Funds 2010 Trgt Date Retire R6	37.02	28.15	8.87	55.28	16.26	4.00	6.42	1.28	98.24
American Funds 2015 Trgt Date Retire R6	39.52	29.81	9.71	52.95	17.23	5.27	6.25	1.26	99.43
American Funds 2020 Trgt Date Retire R6	42.89	32.11	10.78	49.78	18.34	4.93	6.13	1.22	99.75
American Funds 2025 Trgt Date Retire R6	48.02	35.30	12.72	44.57	18.43	3.43	6.26	1.13	95.48
American Funds 2030 Trgt Date Retire R6	57.18	41.77	15.41	35.11	18.04	1.72	6.65	1.04	88.54
American Funds 2035 Trgt Date Retire R6	67.80	49.19	18.61	23.98	18.08	1.29	7.24	0.98	83.00
American Funds 2040 Trgt Date Retire R6	77.78	55.85	21.93	13.50	14.45	0.63	7.75	0.96	79.60
American Funds 2045 Trgt Date Retire R6	80.90	57.97	22.93	10.28	8.70	0.26	7.89	0.92	78.11
American Funds 2050 Trgt Date Retire R6	81.87	58.37	23.50	9.37	8.69	0.14	7.92	0.84	76.33
American Funds 2055 Trgt Date Retire R6	82.37	58.39	23.98	8.89	8.63	0.08	7.95	0.79	74.08
American Funds 2060 Trgt Date Retire R6	82.37	58.39	23.98	8.89	8.63	0.08	7.94	0.81	72.90
American Funds 2065 Trgt Date Retire R6	82.37	58.39	23.98	8.89	8.63	0.08	7.94	0.81	72.90