



































































KSM INDUSTRIES INC 401K SAVINGS

Screens Summary (Data as of 12-31-2022)

 Fund Removed from Approved List

 Fund on Watch List

Name	Ticker	Asset Class	Trailing Performance and Risk				Management			Style		Expense		ESG Metrics				
			1 Yr	3 Yr	5 Yr	10 Yr	Pass/ Fail	Std Dev 3 Yr %	Beta 3 Yr %	Tenure	Pass/ Fail	Style Box	Pass/ Fail	Exp Ratio	Pass/ Fail	Sustain. Rating	Commit. Level	Carbon Risk
														Updated	Updated	Updated		
US Stock																		
T. Rowe Price Dividend Growth	PRDGX	Large Blend	-10.23	8.83	10.81	12.80		18.95	0.88	22.77				0.62		4	-	Low Risk
<i>percentile rank</i>			<i>10</i>	<i>13</i>	<i>4</i>	<i>7</i>												
<i># of funds in category</i>			<i>1,379</i>	<i>1,247</i>	<i>1,137</i>	<i>837</i>									11-30-2022	-	09-30-2022	
Vanguard 500 Index Admiral	VFIAX	Large Blend Index	-18.15	7.62	9.39	12.52		21.17	1.00	6.68				0.04		3	1-Low	Low Risk
<i>percentile rank</i>			<i>52</i>	<i>33</i>	<i>25</i>	<i>13</i>												
<i># of funds in category</i>			<i>1,379</i>	<i>1,247</i>	<i>1,137</i>	<i>837</i>									11-30-2022	02-15-2022	09-30-2022	
Vanguard Growth Index Admiral	VIGAX	Large Growth	-33.14	6.05	9.61	12.80		24.60	1.03	28.02				0.05		4	1-Low	Low Risk
<i>percentile rank</i>			<i>71</i>	<i>43</i>	<i>34</i>	<i>29</i>												
<i># of funds in category</i>			<i>1,237</i>	<i>1,133</i>	<i>1,056</i>	<i>807</i>									11-30-2022	02-15-2022	09-30-2022	
Vanguard Value Index Adm	VVIAX	Large Value	-2.08	8.21	8.56	11.91		20.48	0.94	28.02				0.05		2	1-Low	Medium Risk
<i>percentile rank</i>			<i>21</i>	<i>29</i>	<i>20</i>	<i>9</i>												
<i># of funds in category</i>			<i>1,233</i>	<i>1,161</i>	<i>1,105</i>	<i>825</i>									11-30-2022	02-15-2022	09-30-2022	
MFS Mid Cap Growth R6	OTCKX	Mid-Cap Growth	-28.29	3.59	9.19	-		23.07	0.90	14.12				0.66		5	2-Basic	Low Risk
<i>percentile rank</i>			<i>60</i>	<i>59</i>	<i>20</i>	<i>-</i>												
<i># of funds in category</i>			<i>592</i>	<i>540</i>	<i>505</i>	<i>395</i>									11-30-2022	02-15-2022	09-30-2022	
Vanguard Mid-Cap Value Index Admiral	VMVAX	Mid-Cap Value	-7.90	6.74	6.39	10.98		24.01	0.96	16.38				0.07		4	1-Low	Medium Risk
<i>percentile rank</i>			<i>47</i>	<i>50</i>	<i>40</i>	<i>13</i>												
<i># of funds in category</i>			<i>407</i>	<i>395</i>	<i>374</i>	<i>274</i>									11-30-2022	02-15-2022	09-30-2022	
Vanguard Small Cap Growth Index Admiral	VSGAX	Small Growth	-28.39	0.79	5.10	9.27		25.67	0.95	18.01				0.07		4	1-Low	Medium Risk
<i>percentile rank</i>			<i>55</i>	<i>80</i>	<i>71</i>	<i>72</i>												
<i># of funds in category</i>			<i>604</i>	<i>576</i>	<i>534</i>	<i>405</i>									11-30-2022	02-15-2022	09-30-2022	
Vanguard Small Cap Value Index Admiral	VSIAX	Small Value	-9.31	7.13	5.79	10.28		26.84	0.96	6.68				0.07		4	1-Low	Medium Risk
<i>percentile rank</i>			<i>37</i>	<i>41</i>	<i>28</i>	<i>13</i>												
<i># of funds in category</i>			<i>483</i>	<i>455</i>	<i>428</i>	<i>324</i>									11-30-2022	02-15-2022	09-30-2022	
Non-US Stock																		
American Funds New World R6	RNWGX	Diversified Emerging Mkts	-21.75	1.01	3.04	4.98		20.37	0.90	23.56				0.57		3	1-Low	Low Risk
<i>percentile rank</i>			<i>58</i>	<i>17</i>	<i>3</i>	<i>2</i>												
<i># of funds in category</i>			<i>820</i>	<i>736</i>	<i>652</i>	<i>397</i>									11-30-2022	02-15-2022	09-30-2022	
Vanguard Developed Markets Index Admiral	VTMGX	Foreign Large Blend Index	-15.32	1.33	1.67	4.92		21.45	1.08	9.86				0.07		2	1-Low	Low Risk
<i>percentile rank</i>			<i>47</i>	<i>28</i>	<i>35</i>	<i>20</i>												
<i># of funds in category</i>			<i>763</i>	<i>723</i>	<i>630</i>	<i>440</i>									11-30-2022	02-15-2022	09-30-2022	
Vanguard International Growth Adm	VWILX	Foreign Large Growth	-30.79	3.14	4.75	7.84		24.95	1.05	13.02				0.34		3	-	Low Risk
<i>percentile rank</i>			<i>82</i>	<i>9</i>	<i>13</i>	<i>4</i>												
<i># of funds in category</i>			<i>443</i>	<i>399</i>	<i>346</i>	<i>230</i>									11-30-2022	-	09-30-2022	
Vanguard International Value Inv	VTRIX	Foreign Large Value	-11.66	1.30	1.36	4.31		21.95	1.04	12.60				0.36		2	-	Medium Risk
<i>percentile rank</i>			<i>75</i>	<i>40</i>	<i>27</i>	<i>25</i>												
<i># of funds in category</i>			<i>356</i>	<i>326</i>	<i>303</i>	<i>180</i>									11-30-2022	-	09-30-2022	
American Funds New Perspective R6	RNPGX	Global Stock	-25.61	5.54	7.69	10.29		22.44	1.09	22.10				0.41		2	2-Basic	Low Risk
<i>percentile rank</i>			<i>46</i>	<i>17</i>	<i>17</i>	<i>11</i>												
<i># of funds in category</i>			<i>366</i>	<i>309</i>	<i>272</i>	<i>179</i>									11-30-2022	02-15-2022	09-30-2022	

KSM INDUSTRIES INC 401K SAVINGS

Screens Summary (Data as of 12-31-2022)

Fund Removed from Approved List
 Fund on Watch List

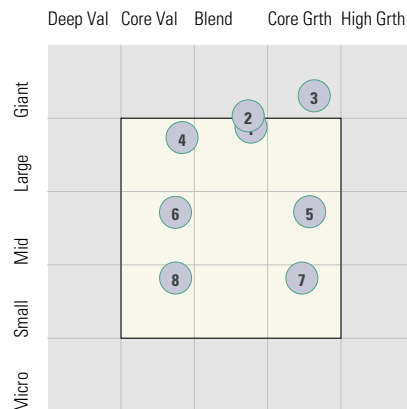
Name	Ticker	Asset Class	Trailing Performance and Risk				Management			Style		Expense		ESG Metrics						
			1 Yr	3 Yr	5 Yr	10 Yr	Pass/ Fail	Std Dev 3 Yr %	Beta 3 Yr %	Tenure	Pass/ Fail	Style Box	Pass/ Fail	Exp Ratio	Pass/ Fail	Sustain. Rating <i>Updated</i>	Commit. Level <i>Updated</i>	Carbon Risk <i>Updated</i>		
Alternative																				
Invesco Balanced-Risk Commodity Strat R6	IBRFX	Commodities Broad Basket	8.13	11.63	5.07	-0.89		18.02	0.86	12.09		—	—	1.11		—	—	—		
<i>percentile rank</i>			93	76	83	55														
<i># of funds in category</i>			114	109	91	65														
Vanguard Real Estate Index Admiral	VGSLX	Real Estate	-26.20	-0.41	3.68	6.42		22.84	0.96	26.65		—		0.12		3	1-Low	Low Risk		
<i>percentile rank</i>			61	57	50	34														
<i># of funds in category</i>			257	238	214	155										11-30-2022	02-15-2022	09-30-2022		
Fixed Income																				
PIMCO International Bond (USD-Hdg) I-2	PFBPX	Global Bond	-9.93	-2.10	0.62	2.50		4.88	0.64	8.27		—	—	0.61		3	—	—		
<i>percentile rank</i>			14	14	6	3														
<i># of funds in category</i>			130	112	98	59											11-30-2022	—	—	
Eaton Vance Income Fund of Boston I	EIBIX	High Yield Bond	-7.93	0.78	2.52	3.95		10.30	0.91	8.16		—	—	0.75		—	—	—		
<i>percentile rank</i>			21	24	20	15														
<i># of funds in category</i>			687	630	584	417														
American Century Inflation Adjs Bond R5	AIANX	Inflation- Protected Bond	-12.21	1.12	1.79	0.84		7.22	1.02	21.10		—	—	0.26		3	—	—		
<i>percentile rank</i>			68	48	65	58														
<i># of funds in category</i>			217	204	195	138											11-30-2022	—	—	
Metropolitan West Total Return Bd I	MWTIX	Intermediate- Term Bond	-14.79	-2.76	0.09	1.29		6.50	1.10	25.77		—	—	0.44		3	—	—		
<i>percentile rank</i>			82	66	52	48														
<i># of funds in category</i>			623	565	513	370												11-30-2022	—	—
PIMCO Income I2	PONPX	Multisector Bond	-7.90	-0.07	1.59	3.90		7.35	0.92	15.77		—	—	0.61		—	—	—		
<i>percentile rank</i>			23	26	23	1														
<i># of funds in category</i>			344	295	258	152														
PIMCO Short-Term I2	PTSPX	Ultrashort Bond	-0.42	0.70	1.22	1.38		2.45	0.10	12.01		—	—	0.55		3	—	—		
<i>percentile rank</i>			61	37	58	13														
<i># of funds in category</i>			237	218	180	107												11-30-2022	—	—
Balanced																				
American Funds Capital Income Bldr R6	RIRGX	Global Allocation	-6.83	3.66	4.11	6.07		14.15	0.93	31.02				0.26		3	—	Low Risk		
<i>percentile rank</i>			15	17	12	8														
<i># of funds in category</i>			430	408	375	269												11-30-2022	—	09-30-2022

KSM INDUSTRIES INC 401K SAVINGS

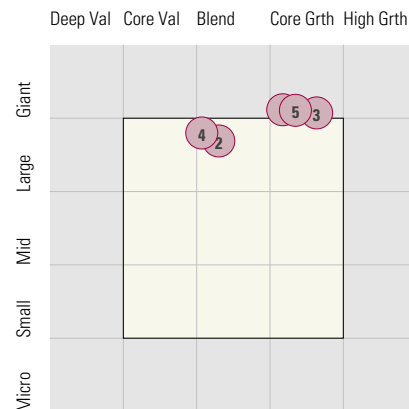
Style Analysis (Data as of 12-31-2022)

Style Analysis

Morningstar Style Box US Stock



Morningstar Style Box Non-US Stock



US Stock Funds

	Category	Super Sectors %			Asset Allocation %			Avg Mkt Cap M\$	
		Cyclical	Defensive	Sensitive	Cash	US Stock	Foreign		
1	T. Rowe Price Dividend Growth	Large Blend	30.33	34.24	35.43	4.04	88.28	7.68	117.21
2	Vanguard 500 Index Admiral	Large Blend Index	28.67	26.71	44.61	0.33	98.54	1.12	161.35
3	Vanguard Growth Index Admiral	Large Growth	29.10	12.51	58.39	0.34	98.42	1.24	238.49
4	Vanguard Value Index Adm	Large Value	27.79	39.22	32.98	0.16	99.03	0.81	105.35
5	MFS Mid Cap Growth R6	Mid-Cap Growth	34.78	20.06	45.15	2.08	86.80	11.12	21.43
6	Vanguard Mid-Cap Value Index Admiral	Mid-Cap Value	43.78	28.95	27.26	0.41	97.96	1.63	21.77
7	Vanguard Small Cap Growth Index Admiral	Small Growth	24.85	25.72	49.44	1.98	97.36	0.66	4.85
8	Vanguard Small Cap Value Index Admiral	Small Value	50.02	15.31	34.67	0.65	98.65	0.70	4.90

Non-US Stock Funds

	Category	Super Sectors %			Regional Exposure %			Market Maturity %			
		Cyclical	Defensive	Sensitive	Americas	Greater Asia	Greater Europe	Developed	EM%	Avg Mkt Cap M\$	
1	American Funds New World R6	Diversified Emerging Mkts	38.94	24.45	36.60	39.27	39.96	20.78	59.14	40.86	49.35
2	Vanguard Developed Markets Index Admiral	Foreign Large Blend Index	41.13	22.49	36.38	11.13	36.20	52.68	99.44	0.56	27.54
3	Vanguard International Growth Adm	Foreign Large Growth	36.32	25.69	37.98	22.99	27.87	49.14	81.50	18.50	48.09
4	Vanguard International Value Inv	Foreign Large Value	43.14	16.58	40.29	12.02	37.77	50.23	79.69	20.31	25.32
5	American Funds New Perspective R6	Global Stock	36.38	25.93	37.69	62.73	11.29	25.97	95.40	4.60	100.40

Fixed Income Funds

	Category	Super Sectors %				Avg Eff Duration	Credit Quality %			
		US Govt Debt	Mtg	US Credit	Non US		Inv Grade	Below Inv Grade	NR/NA	
1	PIMCO International Bond (USD-Hdg) I-2	Global Bond	40.62	2.82	6.35	0.00	6.67	94.31	5.70	0.00
2	Eaton Vance Income Fund of Boston I	High Yield Bond	0.00	0.00	92.59	0.00	4.16	3.49	90.82	5.68
3	American Century Inflation Adjs Bond R5	Inflation-Protected Bond	90.52	0.01	4.92	0.00	7.19	97.17	0.09	2.74
4	Metropolitan West Total Return Bd I	Intermediate-Term Bond	30.46	17.25	39.61	0.00	6.78	91.08	8.82	0.10
5	PIMCO Income I2	Multisector Bond	27.36	2.53	12.71	0.00	3.22	71.23	28.78	0.00
6	PIMCO Short-Term I2	Ultrashort Bond	8.85	1.89	38.88	0.00	0.00	98.77	1.23	0.00