

LE BERNARDIN INC 401K PLAN

Screens Summary (Data as of 12-31-2022)

🚫 Fund Removed from Approved List ⚠️ Fund on Watch List

Name	Ticker	Asset Class	Trailing Performance and Risk							Management Style			Expense		ESG Metrics			
			1 Yr	3 Yr	5 Yr	10 Yr	Pass/ Fail	Std Dev 3 Yr %	Beta 3 Yr %	Tenure	Pass/ Fail	Style Box	Pass/ Fail	Exp Ratio	Pass/ Fail	Sustain. Rating <i>Updated</i>	Commit. Level <i>Updated</i>	Carbon Risk <i>Updated</i>
US Stock																		
DFA US Core Equity 1 I	DFEOX	Large Blend	-15.01	8.06	8.66	12.09	✔️	22.28	1.04	10.85	✔️	🇺🇸	✔️	0.14	✔️	2	–	Medium Risk
<i>percentile rank</i>			<i>30</i>	<i>23</i>	<i>51</i>	<i>33</i>												
<i># of funds in category</i>			<i>1,379</i>	<i>1,247</i>	<i>1,137</i>	<i>837</i>									12-31-2022	–	12-31-2022	
Vanguard 500 Index Admiral	VFIAX	Large Blend Index	-18.15	7.62	9.39	12.52	✔️	21.17	1.00	6.68	✔️	🇺🇸	✔️	0.04	✔️	3	1-Low	Low Risk
<i>percentile rank</i>			<i>52</i>	<i>33</i>	<i>25</i>	<i>13</i>												
<i># of funds in category</i>			<i>1,379</i>	<i>1,247</i>	<i>1,137</i>	<i>837</i>									12-31-2022	02-15-2022	12-31-2022	
American Funds Growth Fund of Amer R6	RGAGX	Large Growth	-30.49	4.78	7.57	11.93	✔️	22.77	0.94	29.18	✔️	🇺🇸	✔️	0.30	✔️	1	1-Low	Low Risk
<i>percentile rank</i>			<i>54</i>	<i>59</i>	<i>66</i>	<i>49</i>												
<i># of funds in category</i>			<i>1,237</i>	<i>1,133</i>	<i>1,056</i>	<i>807</i>									12-31-2022	04-07-2022	12-31-2022	
DFA US Large Cap Value I	DFLVX	Large Value	-5.78	6.25	5.86	10.86	✔️	24.31	1.12	10.85	✔️	🇺🇸	✔️	0.22	✔️	2	–	Medium Risk
<i>percentile rank</i>			<i>51</i>	<i>64</i>	<i>80</i>	<i>32</i>												
<i># of funds in category</i>			<i>1,233</i>	<i>1,161</i>	<i>1,105</i>	<i>825</i>									12-31-2022	–	12-31-2022	
Vanguard Mid-Cap Growth Index Admiral	VMGMX	Mid-Cap Growth	-28.84	4.86	7.81	10.90	✔️	24.98	1.00	9.86	✔️	🇺🇸	✔️	0.07	✔️	3	1-Low	Medium Risk
<i>percentile rank</i>			<i>64</i>	<i>42</i>	<i>40</i>	<i>45</i>												
<i># of funds in category</i>			<i>592</i>	<i>540</i>	<i>505</i>	<i>395</i>									12-31-2022	02-15-2022	12-31-2022	
Vanguard Mid-Cap Value Index Admiral	VMVAX	Mid-Cap Value	-7.90	6.74	6.39	10.98	✔️	24.01	0.96	16.38	✔️	🇺🇸	✔️	0.07	✔️	4	1-Low	Medium Risk
<i>percentile rank</i>			<i>47</i>	<i>50</i>	<i>40</i>	<i>13</i>												
<i># of funds in category</i>			<i>407</i>	<i>395</i>	<i>374</i>	<i>274</i>									12-31-2022	02-15-2022	12-31-2022	
State St Russell Sm Cap® Gr Indx NL CI C		Small Growth	-26.49	0.43	3.34	9.07	✔️	26.57	1.00	13.33	✔️	🇺🇸	✔️	0.05	✔️	2	–	Medium Risk
<i>percentile rank</i>			<i>45</i>	<i>84</i>	<i>88</i>	<i>78</i>												
<i># of funds in category</i>			<i>604</i>	<i>576</i>	<i>534</i>	<i>405</i>									12-31-2022	–	12-31-2022	
State St Russell Sm Cp® Val Indx NL CI C		Small Value	-14.57	4.77	4.15	8.46	✔️	27.47	0.99	13.33	✔️	🇺🇸	✔️	0.05	✔️	2	–	Medium Risk
<i>percentile rank</i>			<i>85</i>	<i>75</i>	<i>62</i>	<i>55</i>												
<i># of funds in category</i>			<i>483</i>	<i>455</i>	<i>428</i>	<i>324</i>									12-31-2022	–	12-31-2022	
Non-US Stock																		
Vanguard Emerging Mkts Stock Idx Adm	VEMAX	Diversified Emerging Mkts	-17.78	-1.50	-0.36	1.55	✔️	20.04	0.96	14.35	✔️	🇺🇸	✔️	0.14	✔️	2	1-Low	Medium Risk
<i>percentile rank</i>			<i>32</i>	<i>38</i>	<i>30</i>	<i>43</i>												
<i># of funds in category</i>			<i>820</i>	<i>736</i>	<i>652</i>	<i>397</i>									12-31-2022	02-15-2022	12-31-2022	
Vanguard Developed Markets Index Admiral	VTMGX	Foreign Large Blend Index	-15.32	1.33	1.67	4.92	✔️	21.45	1.08	9.86	✔️	🇺🇸	✔️	0.07	✔️	2	1-Low	Low Risk
<i>percentile rank</i>			<i>47</i>	<i>28</i>	<i>35</i>	<i>20</i>												
<i># of funds in category</i>			<i>763</i>	<i>723</i>	<i>630</i>	<i>440</i>									12-31-2022	02-15-2022	12-31-2022	
MFS International Equity R6	MIEIX	Foreign Large Growth	-14.83	2.91	4.57	6.19	✔️	19.92	0.99	13.26	✔️	🇺🇸	✔️	0.68	✔️	4	2-Basic	Low Risk
<i>percentile rank</i>			<i>39</i>	<i>11</i>	<i>4</i>	<i>5</i>												
<i># of funds in category</i>			<i>763</i>	<i>723</i>	<i>630</i>	<i>440</i>									12-31-2022	02-15-2022	12-31-2022	
DFA International Value I	DFIVX	Foreign Large Value	-3.48	3.88	1.36	4.61	✔️	24.88	1.15	12.85	✔️	🇺🇸	✔️	0.29	✔️	1	–	Medium Risk
<i>percentile rank</i>			<i>10</i>	<i>8</i>	<i>26</i>	<i>15</i>												
<i># of funds in category</i>			<i>356</i>	<i>326</i>	<i>303</i>	<i>180</i>									12-31-2022	–	12-31-2022	
Vanguard Total World Stock Index Admiral	VTWAX	Global Stock	-18.01	4.18	–	–	✔️	20.59	1.02	9.86	✔️	—	✔️	0.10	✔️	2	1-Low	Low Risk
<i>percentile rank</i>			<i>60</i>	<i>46</i>	<i>–</i>	<i>–</i>												
<i># of funds in category</i>			<i>370</i>	<i>340</i>	<i>290</i>	<i>180</i>									12-31-2022	02-15-2022	12-31-2022	

LE BERNARDIN INC 401K PLAN

Screens Summary (Data as of 12-31-2022)

⊖ Fund Removed from Approved List ⚠ Fund on Watch List

Name	Ticker	Asset Class	Trailing Performance and Risk				Management			Style		Expense		ESG Metrics				
			1 Yr	3 Yr	5 Yr	10 Yr	Pass/ Fail	Std Dev 3 Yr %	Beta 3 Yr %	Tenure	Pass/ Fail	Style Box	Pass/ Fail	Exp Ratio	Sustain. Rating	Commit. Level	Carbon Risk	
Alternative																		
PIMCO Commodity Real Ret Strat Instl	PCRIX	Commodities Broad Basket	8.85	13.57	7.23	-1.44	✓	22.31	1.17	4.17	✓	—	—	0.76	✓	3	—	—
<i>percentile rank</i>			91	49	36	71												
<i># of funds in category</i>			114	109	91	65									12-31-2022	—	—	
Vanguard Real Estate Index Admiral	VGSLX	Real Estate	-26.20	-0.41	3.68	6.42	✓	22.84	0.96	26.65	✓	—	✓	0.12	✓	3	1-Low	Low Risk
<i>percentile rank</i>			61	57	50	34												
<i># of funds in category</i>			257	238	214	155									12-31-2022	02-15-2022	12-31-2022	
Fixed Income																		
Loomis Sayles Core Plus Bond N	NERNX	Core Plus Bond	-12.65	-1.55	0.69	—	✓	6.53	1.08	26.02	✓	—	—	0.38	✓	3	1-Low	—
<i>percentile rank</i>			25	15	18	—												
<i># of funds in category</i>			623	565	513	370									12-31-2022	02-15-2022	—	
PIMCO International Bond (USD-Hdg) Instl	PFORX	Global Bond	-9.84	-2.00	0.72	2.61	✓	4.88	0.64	8.27	✓	—	—	0.51	✓	3	—	—
<i>percentile rank</i>			14	13	5	1												
<i># of funds in category</i>			130	112	98	59									12-31-2022	—	—	
Vanguard High-Yield Corporate Adm	VWEAX	High Yield Bond	-8.97	-0.15	2.31	3.75	✓	10.27	0.90	14.89	✓	—	—	0.13	✓	—	—	—
<i>percentile rank</i>			27	44	26	23												
<i># of funds in category</i>			687	630	584	417												
Vanguard Inflation-Protected Secs Adm	VAIPX	Inflation-Protected Bond	-11.89	1.09	1.96	1.00	✓	6.84	0.97	1.15	✘	—	—	0.10	✓	3	—	—
<i>percentile rank</i>			54	53	52	43												
<i># of funds in category</i>			217	204	195	138									12-31-2022	—	—	
Baird Aggregate Bond Inst	BAGIX	Intermediate-Term Bond	-13.35	-2.48	0.25	1.49	✓	6.23	1.05	22.27	✓	☒	—	0.30	✓	3	1-Low	—
<i>percentile rank</i>			49	31	22	9												
<i># of funds in category</i>			471	423	389	289									12-31-2022	02-15-2022	—	
Lincoln NY Stable Value Account -LYGPA		Stable Value	—	—	—	—	—	—	—	26.27	✓	—	—	—	—	—	—	—
<i>percentile rank</i>			—	—	—	—												
<i># of funds in category</i>			42	—	—	—												
Federated Hermes Govt Ultrashort R6	FGULX	Ultrashort Bond	0.45	0.63	1.19	—	✓	0.59	0.06	25.49	✓	—	—	0.24	✓	—	—	—
<i>percentile rank</i>			38	44	60	—												
<i># of funds in category</i>			237	218	180	107												
Target Date																		
Vanguard Target Retirement 2020 Fund	VTWNX	Target Date	-14.15	1.33	3.22	5.83	✓	11.48	0.91	9.86	✓	—	✓	0.08	✓	3	1-Low	—
<i>percentile rank</i>			39	55	44	29												
<i># of funds in category</i>			153	143	122	56									12-31-2022	02-15-2022	—	
Vanguard Target Retirement 2025 Fund	VTTVX	Target Date	-15.55	1.66	3.58	6.43	✓	13.38	0.96	9.86	✓	—	✓	0.08	✓	3	1-Low	Low Risk
<i>percentile rank</i>			52	46	39	18												
<i># of funds in category</i>			239	214	185	117									12-31-2022	02-15-2022	12-31-2022	
Vanguard Target Retirement 2030 Fund	VTHRX	Target Date	-16.27	2.09	3.94	6.99	✓	14.76	0.96	9.86	✓	—	✓	0.08	✓	3	1-Low	Low Risk
<i>percentile rank</i>			44	51	45	25												
<i># of funds in category</i>			241	214	185	110									12-31-2022	02-15-2022	12-31-2022	

LE BERNARDIN INC 401K PLAN

Screens Summary (Data as of 12-31-2022)

Fund Removed from Approved List
 Fund on Watch List

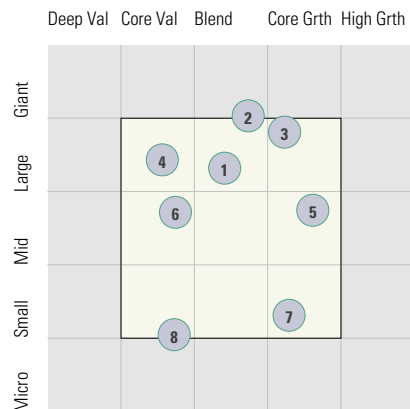
Name	Ticker	Asset Class	Trailing Performance and Risk				Management			Style		Expense		ESG Metrics				
			1 Yr	3 Yr	5 Yr	10 Yr	Pass/ Fail	Std Dev 3 Yr %	Beta 3 Yr %	Tenure	Pass/ Fail	Style Box	Pass/ Fail	Exp Ratio	Pass/ Fail	Sustain. Rating	Commit. Level	Carbon Risk
														Updated	Updated	Updated		
Vanguard Target Retirement 2035 Fund	VTHX	Target Date	-16.62	2.64	4.34	7.57	✓	16.04	0.95	9.86	✓	—	✓	0.08	✓	3	1-Low	Low Risk
<i>percentile rank</i>			<i>37</i>	<i>55</i>	<i>49</i>	<i>29</i>												
<i># of funds in category</i>			<i>232</i>	<i>207</i>	<i>182</i>	<i>114</i>									12-31-2022	02-15-2022	12-31-2022	
Vanguard Target Retirement 2040 Fund	VFORX	Target Date	-16.98	3.17	4.74	8.06	✓	17.33	0.94	9.86	✓	—	✓	0.08	✓	3	1-Low	Low Risk
<i>percentile rank</i>			<i>36</i>	<i>50</i>	<i>45</i>	<i>26</i>												
<i># of funds in category</i>			<i>236</i>	<i>208</i>	<i>185</i>	<i>110</i>									12-31-2022	02-15-2022	12-31-2022	
Vanguard Target Retirement 2045 Fund	VTIVX	Target Date	-17.36	3.74	5.14	8.34	✓	18.64	0.97	9.86	✓	—	✓	0.08	✓	3	1-Low	Low Risk
<i>percentile rank</i>			<i>31</i>	<i>37</i>	<i>34</i>	<i>21</i>												
<i># of funds in category</i>			<i>232</i>	<i>207</i>	<i>182</i>	<i>113</i>									12-31-2022	02-15-2022	12-31-2022	
Vanguard Target Retirement 2050 Fund	VFIFX	Target Date	-17.46	3.80	5.18	8.36	✓	18.82	0.96	9.86	✓	—	✓	0.08	✓	3	1-Low	Low Risk
<i>percentile rank</i>			<i>29</i>	<i>36</i>	<i>37</i>	<i>22</i>												
<i># of funds in category</i>			<i>233</i>	<i>208</i>	<i>185</i>	<i>109</i>									12-31-2022	02-15-2022	12-31-2022	
Vanguard Target Retirement 2055 Fund	VFFVX	Target Date	-17.46	3.79	5.18	8.34	✓	18.83	0.95	9.86	✓	—	✓	0.08	✓	3	1-Low	Low Risk
<i>percentile rank</i>			<i>24</i>	<i>38</i>	<i>39</i>	<i>25</i>												
<i># of funds in category</i>			<i>230</i>	<i>205</i>	<i>182</i>	<i>95</i>									12-31-2022	02-15-2022	12-31-2022	
Vanguard Target Retirement 2060 Fund	VTTSX	Target Date	-17.46	3.79	5.18	8.34	✓	18.81	1.35	9.86	✓	—	✓	0.08	✓	3	1-Low	Low Risk
<i>percentile rank</i>			<i>25</i>	<i>43</i>	<i>46</i>	<i>1</i>												
<i># of funds in category</i>			<i>228</i>	<i>198</i>	<i>171</i>	<i>1</i>									12-31-2022	02-15-2022	12-31-2022	
Vanguard Target Retirement 2065 Fund	VLXVX	Target Date	-17.39	3.78	5.15	—	✘	18.82	1.35	5.47	✓	—	✓	0.08	✓	3	1-Low	Low Risk
<i>percentile rank</i>			<i>16</i>	<i>47</i>	<i>49</i>	<i>—</i>												
<i># of funds in category</i>			<i>176</i>	<i>64</i>	<i>15</i>	<i>—</i>									12-31-2022	02-15-2022	12-31-2022	
Vanguard Target Retirement 2070 Fund	VSVNX	Target Date	—	—	—	—	—	—	—	0.51	✘	—	✓	0.08	✓	3	—	Low Risk
<i>percentile rank</i>			<i>—</i>	<i>—</i>	<i>—</i>	<i>—</i>												
<i># of funds in category</i>			<i>176</i>	<i>64</i>	<i>15</i>	<i>—</i>									12-31-2022	—	12-31-2022	
Vanguard Target Retirement Income Fund	VTINX	Target Date	-12.74	0.34	2.30	3.62	✓	8.59	0.88	9.86	✓	—	✓	0.08	✓	3	1-Low	—
<i>percentile rank</i>			<i>54</i>	<i>38</i>	<i>36</i>	<i>40</i>												
<i># of funds in category</i>			<i>178</i>	<i>161</i>	<i>142</i>	<i>96</i>									12-31-2022	02-15-2022	—	
Balanced																		
Vanguard LifeStrategy Cnsvr Gr Inv	VSCGX	Target Risk	-14.99	0.18	2.45	4.44	✓	10.44	1.02	0.85	✘	—	✓	0.12	✓	3	1-Low	—
<i>percentile rank</i>			<i>78</i>	<i>68</i>	<i>45</i>	<i>31</i>												
<i># of funds in category</i>			<i>467</i>	<i>433</i>	<i>406</i>	<i>300</i>									12-31-2022	02-15-2022	—	
Vanguard LifeStrategy Growth Inv	VASGX	Target Risk	-17.09	3.06	4.64	7.60	✓	17.09	1.02	0.85	✘	—	✓	0.14	✓	3	1-Low	Low Risk
<i>percentile rank</i>			<i>63</i>	<i>60</i>	<i>43</i>	<i>34</i>												
<i># of funds in category</i>			<i>322</i>	<i>296</i>	<i>279</i>	<i>224</i>									12-31-2022	02-15-2022	12-31-2022	
Vanguard LifeStrategy Income Inv	VASIX	Target Risk	-13.93	-1.45	1.20	2.77	✓	7.50	0.99	0.85	✘	—	✓	0.11	✓	4	1-Low	—
<i>percentile rank</i>			<i>85</i>	<i>84</i>	<i>64</i>	<i>42</i>												
<i># of funds in category</i>			<i>142</i>	<i>128</i>	<i>125</i>	<i>90</i>									12-31-2022	02-15-2022	—	
Vanguard LifeStrategy Moderate Gr Inv	VSMGX	Target Risk	-16.00	1.65	3.58	6.05	✓	13.71	0.99	0.85	✘	—	✓	0.13	✓	3	1-Low	Low Risk
<i>percentile rank</i>			<i>66</i>	<i>79</i>	<i>64</i>	<i>55</i>												
<i># of funds in category</i>			<i>758</i>	<i>698</i>	<i>658</i>	<i>495</i>									12-31-2022	02-15-2022	12-31-2022	

LE BERNARDIN INC 401K PLAN

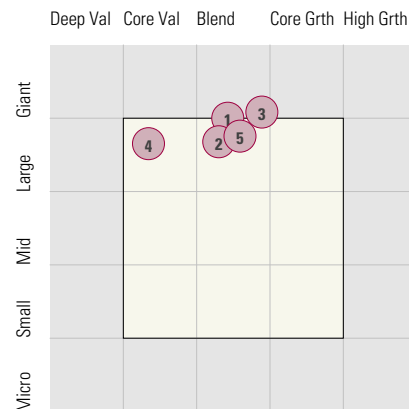
Style Analysis (Data as of 12-31-2022)

Style Analysis

Morningstar Style Box US Stock



Morningstar Style Box Non-US Stock



US Stock Funds

	Category	Super Sectors %			Asset Allocation %			Avg Mkt Cap M\$	
		Cyclical	Defensive	Sensitive	Cash	US Stock	Foreign		
1	DFA US Core Equity 1 I	Large Blend	31.11	23.44	45.45	0.93	97.84	1.22	57.32
2	Vanguard 500 Index Admiral	Large Blend Index	28.67	26.71	44.61	0.33	98.54	1.12	161.35
3	American Funds Growth Fund of Amer R6	Large Growth	29.80	22.23	47.96	8.62	79.13	11.64	99.09
4	DFA US Large Cap Value I	Large Value	33.43	23.40	43.16	0.86	97.29	1.86	70.78
5	Vanguard Mid-Cap Growth Index Admiral	Mid-Cap Growth	27.75	17.64	54.62	0.66	98.09	1.25	23.11
6	Vanguard Mid-Cap Value Index Admiral	Mid-Cap Value	43.78	28.95	27.26	0.41	97.96	1.63	21.77
7	State St Russell Sm Cap® Gr Indx NL CI C	Small Growth	22.71	29.84	47.46	0.92	97.19	1.90	2.51
8	State St Russell Sm Cp® Val Indx NL CI C	Small Value	53.43	19.23	27.35	0.33	98.10	1.57	1.82

Non-US Stock Funds

	Category	Super Sectors %			Regional Exposure %			Market Maturity %			
		Cyclical	Defensive	Sensitive	Americas	Greater Asia	Greater Europe	Developed	EM%	Avg Mkt Cap M\$	
1	Vanguard Emerging Mkts Stock Idx Adm	Diversified Emerging Mkts	47.33	15.11	37.56	9.72	75.93	14.35	21.09	78.91	20.09
2	Vanguard Developed Markets Index Admiral	Foreign Large Blend Index	41.39	22.98	35.64	10.76	36.24	53.00	99.43	0.57	27.03
3	MFS International Equity R6	Foreign Large Growth	36.13	31.60	32.27	6.71	23.40	69.89	95.26	4.74	58.33
4	DFA International Value I	Foreign Large Value	57.27	11.11	31.63	9.86	31.28	58.86	99.51	0.49	29.32
5	Vanguard Total World Stock Index Admiral	Global Stock	35.24	23.67	41.09	62.54	19.09	18.37	91.49	8.51	58.67

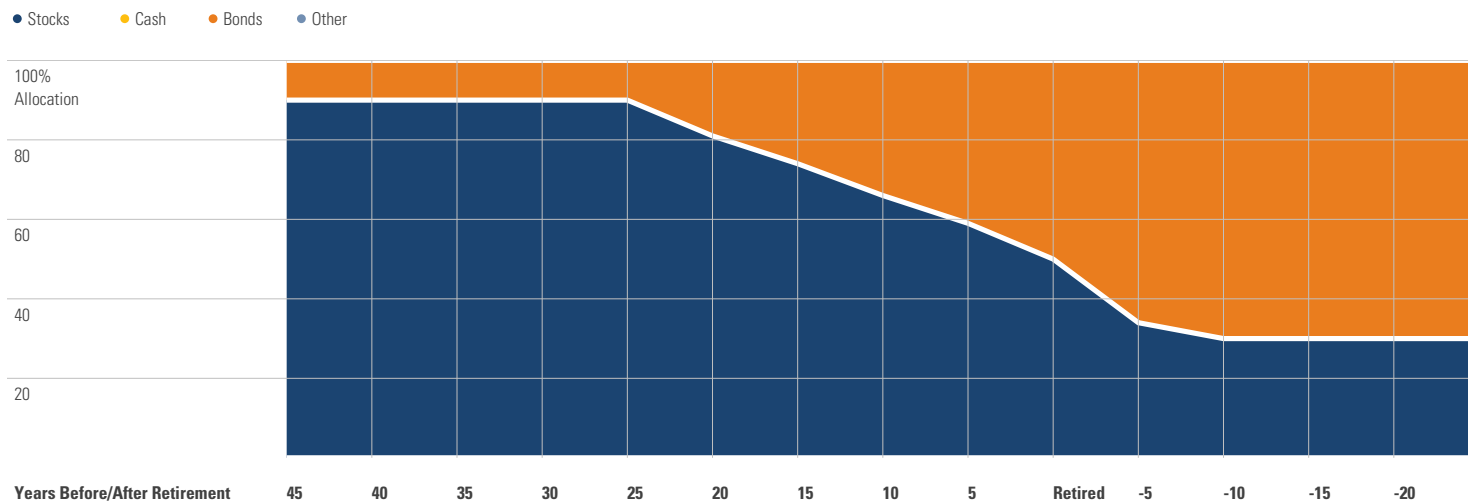
Fixed Income Funds

	Category	Super Sectors %				Avg Eff Duration	Credit Quality %			
		US Govt Debt	Mtg	US Credit	Non US		Inv Grade	Below Inv Grade	NR/NA	
1	Loomis Sayles Core Plus Bond N	Core Plus Bond	42.08	25.38	29.33	0.00	6.84	91.20	8.80	0.00
2	PIMCO International Bond (USD-Hdg) Instl	Global Bond	40.62	2.82	6.35	0.00	6.67	94.31	5.70	0.00
3	Vanguard High-Yield Corporate Adm	High Yield Bond	5.10	0.00	85.52	0.00	3.94	13.62	86.14	0.24
4	Vanguard Inflation-Protected Secs Adm	Inflation-Protected Bond	95.86	0.00	0.00	0.00	6.54	95.88	0.00	4.12
5	Baird Aggregate Bond Inst	Intermediate-Term Bond	25.92	25.01	47.20	0.00	6.17	99.70	0.30	0.00
6	Lincoln NY Stable Value Account -LYGPA	Stable Value	-	-	-	0.00	-	0.00	0.00	-
7	Federated Hermes Govt Ultrashort R6	Ultrashort Bond	7.01	31.43	0.00	0.00	0.30	100.00	0.00	0.00

LE BERNARDIN INC 401K PLAN

Target Date Analysis (Data as of 12-31-2022)

Target Date Allocation



Target Date Portfolio Data

	Asset Allocation %								
	Total Stock	US Stock	Non-US Stock	Total Bond	Infl Prot Bond	HY Bond	Cash	Other	Avg Mkt Cap \$M
Vanguard Target Retirement 2020 Fund	41.82	24.85	16.97	54.88	15.54	0.18	3.27	0.03	57.23
Vanguard Target Retirement 2025 Fund	54.03	31.84	22.19	42.94	6.25	0.15	2.99	0.03	56.84
Vanguard Target Retirement 2030 Fund	62.61	36.80	25.81	34.55	0.00	0.13	2.80	0.04	56.72
Vanguard Target Retirement 2035 Fund	69.63	40.88	28.75	27.40	0.00	0.10	2.93	0.04	56.67
Vanguard Target Retirement 2040 Fund	76.99	45.29	31.70	20.13	0.00	0.08	2.84	0.03	56.76
Vanguard Target Retirement 2045 Fund	84.31	49.69	34.62	12.96	0.00	0.05	2.69	0.04	56.84
Vanguard Target Retirement 2050 Fund	88.00	51.89	36.11	9.33	0.00	0.04	2.64	0.04	56.87
Vanguard Target Retirement 2055 Fund	87.93	51.89	36.04	9.30	0.00	0.04	2.73	0.04	56.90
Vanguard Target Retirement 2060 Fund	87.82	51.88	35.94	9.27	0.00	0.04	2.86	0.04	56.95
Vanguard Target Retirement 2065 Fund	87.85	52.34	35.51	9.12	0.00	0.04	2.99	0.04	57.35
Vanguard Target Retirement 2070 Fund	88.29	53.23	35.06	9.78	0.00	0.04	1.89	0.04	57.92
Vanguard Target Retirement Income Fund	28.79	16.96	11.83	67.58	19.62	0.20	3.60	0.02	56.82