



LAMBERTS LANDSCAPING 401K PLAN

Screens Summary (Data as of 12-31-2022)

Fund Removed from Approved List
 Fund on Watch List

Name	Ticker	Asset Class	Trailing Performance and Risk				Management			Style		Expense		ESG Metrics				
			1 Yr	3 Yr	5 Yr	10 Yr	Pass/ Fail	Std Dev 3 Yr %	Beta 3 Yr %	Tenure	Pass/ Fail	Style Box	Pass/ Fail	Exp Ratio	Pass/ Fail	Sustain. Rating <i>Updated</i>	Commit. Level <i>Updated</i>	Carbon Risk <i>Updated</i>
US Stock																		
Vanguard 500 Index Admiral	VFIAX	Large Blend Index	-18.15	7.62	9.39	12.52		21.17	1.00	6.68				0.04		3	1-Low	Low Risk
<i>percentile rank</i>			52	33	25	13												
<i># of funds in category</i>			1,379	1,247	1,137	837									11-30-2022	02-15-2022	09-30-2022	
American Funds Growth Fund of Amer R6	RGAGX	Large Growth	-30.49	4.78	7.57	11.93		22.77	0.94	29.18				0.30		1	1-Low	Low Risk
<i>percentile rank</i>			54	59	66	49												
<i># of funds in category</i>			1,237	1,133	1,056	807									11-30-2022	04-07-2022	09-30-2022	
Invesco Diversified Dividend R6	LCEFX	Large Value	-1.31	5.81	6.61	9.82		18.80	0.86	6.85				0.43		2	-	Medium Risk
<i>percentile rank</i>			18	73	65	68												
<i># of funds in category</i>			1,233	1,161	1,105	825									11-30-2022	-	09-30-2022	
Vanguard Mid-Cap Growth Index Admiral	VMGMX	Mid-Cap Growth	-28.84	4.86	7.81	10.90		24.98	1.00	9.86				0.07		3	1-Low	Medium Risk
<i>percentile rank</i>			64	42	40	45												
<i># of funds in category</i>			592	540	505	395									11-30-2022	02-15-2022	09-30-2022	
PGIM Jennison Small Company R6	PJSQX	Small Growth	-18.57	10.45	8.60	11.27		27.92	0.98	9.10				0.71		3	-	Medium Risk
<i>percentile rank</i>			10	6	19	21												
<i># of funds in category</i>			604	576	534	405									11-30-2022	-	09-30-2022	
Vanguard Small Cap Value Index Admiral	VSIAX	Small Value	-9.31	7.13	5.79	10.28		26.84	0.96	6.68				0.07		4	1-Low	Medium Risk
<i>percentile rank</i>			37	41	28	13												
<i># of funds in category</i>			483	455	428	324									11-30-2022	02-15-2022	09-30-2022	
Non-US Stock																		
American Funds New World R6	RNWXG	Diversified Emerging Mkts	-21.75	1.01	3.04	4.98		20.37	0.90	23.56				0.57		3	1-Low	Low Risk
<i>percentile rank</i>			58	17	3	2												
<i># of funds in category</i>			820	736	652	397									11-30-2022	02-15-2022	09-30-2022	
American Funds Intl Gr and Inc R6	RIGGX	Foreign Large Blend	-15.16	0.36	2.06	4.28		21.51	1.08	14.26				0.54		2	1-Low	Low Risk
<i>percentile rank</i>			44	56	22	48												
<i># of funds in category</i>			763	723	630	440									11-30-2022	02-15-2022	09-30-2022	
Vanguard Developed Markets Index Admiral	VTMGX	Foreign Large Blend Index	-15.32	1.33	1.67	4.92		21.45	1.08	9.86				0.07		2	1-Low	Low Risk
<i>percentile rank</i>			47	28	35	20												
<i># of funds in category</i>			763	723	630	440									11-30-2022	02-15-2022	09-30-2022	
Alternative																		
Vanguard Real Estate Index Admiral	VGSLX	Real Estate	-26.20	-0.41	3.68	6.42		22.84	0.96	26.65		-		0.12		3	1-Low	Low Risk
<i>percentile rank</i>			61	57	50	34												
<i># of funds in category</i>			257	238	214	155									11-30-2022	02-15-2022	09-30-2022	
Fixed Income																		
Vanguard Inflation-Protected Secs Adm	VAIPX	Inflation-Protected Bond	-11.89	1.09	1.96	1.00		6.84	0.97	1.15		-	-	0.10		3	-	-
<i>percentile rank</i>			54	53	52	43												
<i># of funds in category</i>			217	204	195	138									11-30-2022	-	-	

LAMBERTS LANDSCAPING 401K PLAN**Screens Summary (Data as of 12-31-2022)**
 Fund Removed from Approved List
  Fund on Watch List

Name	Ticker	Asset Class	Trailing Performance and Risk				Management			Style		Expense		ESG Metrics					
			1 Yr	3 Yr	5 Yr	10 Yr	Pass/ Fail	Std Dev 3 Yr %	Beta 3 Yr %	Tenure	Pass/ Fail	Style Box	Pass/ Fail	Exp Ratio	Sustain. Rating	Commit. Level	Carbon Risk		
														Updated	Updated	Updated			
Baird Aggregate Bond Inst	BAGIX	Intermediate-Term Bond	-13.35	-2.48	0.25	1.49	✓	6.23	1.05	22.27	✓	☒	—	0.30	✓	3	1-Low	—	
percentile rank			49	31	22	9													
# of funds in category			471	423	389	289											11-30-2022	02-15-2022	—
PIMCO Income Instl	PIMIX	Multisector Bond	-7.81	0.03	1.69	4.00	✓	7.35	0.92	15.77	✓	—	—	0.51	✓	—	—	—	
percentile rank			23	25	20	1													
# of funds in category			344	295	258	152											—	—	—
Lincoln Stable Value Account -LNTPA		Stable Value	—	—	—	—	—	—	—	—	—	—	—	—	—	—	—		
percentile rank			—	—	—	—													
# of funds in category			—	—	—	—											—	—	—
Federated Hermes Govt Ultrashort R6	FGULX	Ultrashort Bond	0.45	0.63	1.19	—	✓	0.59	0.06	25.49	✓	—	—	0.24	✓	—	—	—	
percentile rank			38	44	60	—													
# of funds in category			237	218	180	107											—	—	—

Target Date

BlackRock LifePath® Index 2025 K	LIBKX	Target Date	-15.77	1.04	3.17	5.57	✓	12.39	0.90	11.59	✓	—	✓	0.09	✓	3	1-Low	Low Risk	
percentile rank			61	71	62	63													
# of funds in category			239	214	185	117											09-30-2022	04-07-2022	09-30-2022
BlackRock LifePath® Index 2030 K	LINKX	Target Date	-16.41	1.73	3.78	6.29	✓	14.42	0.94	11.59	✓	—	✓	0.09	✓	3	1-Low	Low Risk	
percentile rank			48	68	53	62													
# of funds in category			241	214	185	110											09-30-2022	04-07-2022	09-30-2022
BlackRock LifePath® Index 2035 K	LJJKX	Target Date	-17.07	2.40	4.35	6.96	✓	16.32	0.96	11.59	✓	—	✓	0.09	✓	4	1-Low	Low Risk	
percentile rank			45	64	46	58													
# of funds in category			232	207	182	114											11-30-2022	04-07-2022	09-30-2022
BlackRock LifePath® Index 2040 K	LIKKX	Target Date	-17.65	2.93	4.84	7.56	✓	18.10	0.99	11.59	✓	—	✓	0.09	✓	4	1-Low	Low Risk	
percentile rank			45	63	33	48													
# of funds in category			236	208	185	110											11-30-2022	04-07-2022	09-30-2022
BlackRock LifePath® Index 2045 K	LIHXX	Target Date	-18.05	3.44	5.27	8.05	✓	19.51	1.01	11.59	✓	—	✓	0.09	✓	4	1-Low	Low Risk	
percentile rank			45	53	26	36													
# of funds in category			232	207	182	113											11-30-2022	04-07-2022	09-30-2022
BlackRock LifePath® Index 2050 K	LIPKX	Target Date	-18.33	3.72	5.45	8.32	✓	20.18	1.03	11.59	✓	—	✓	0.09	✓	4	1-Low	Low Risk	
percentile rank			53	41	19	24													
# of funds in category			233	208	185	109											11-30-2022	04-07-2022	09-30-2022
BlackRock LifePath® Index 2055 K	LIVKX	Target Date	-18.33	3.75	5.48	8.49	✓	20.27	1.03	11.59	✓	—	✓	0.09	✓	4	1-Low	Low Risk	
percentile rank			50	40	17	13													
# of funds in category			230	205	182	95											11-30-2022	04-07-2022	09-30-2022
BlackRock LifePath® Index 2060 K	LIZKX	Target Date	-18.32	3.74	5.48	—	✓	20.29	1.46	6.84	✓	—	✓	0.09	✓	3	1-Low	Low Risk	
percentile rank			50	46	18	—													
# of funds in category			228	198	171	1											11-30-2022	04-07-2022	09-30-2022
BlackRock LifePath® Index 2065 K	LIWKX	Target Date	-18.32	3.89	—	—	✓	19.99	1.44	3.17	✓	—	✓	0.09	✓	4	1-Low	Low Risk	
percentile rank			41	34	—	—													
# of funds in category			176	64	15	—											11-30-2022	04-07-2022	09-30-2022
BlackRock LifePath® Index Retire K	LIRKX	Target Date	-15.20	0.58	2.62	4.24	✓	10.68	1.10	11.59	✓	—	✓	0.09	✓	3	1-Low	—	
percentile rank			87	22	18	6													
# of funds in category			178	161	142	96											09-30-2022	04-07-2022	—

LAMBERTS LANDSCAPING 401K PLAN

Screens Summary (Data as of 12-31-2022)

- Fund Removed from Approved List
 ! Fund on Watch List

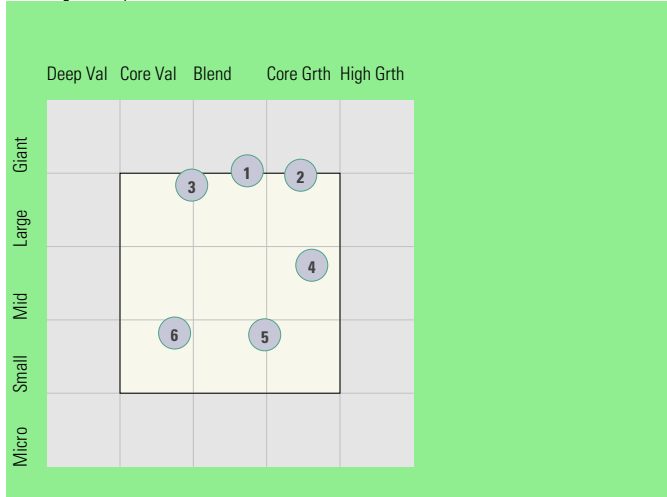
Name	Ticker	Asset Class	Trailing Performance and Risk				Management			Style		Expense		ESG Metrics				
			1 Yr	3 Yr	5 Yr	10 Yr	Pass/ Fail	Std Dev 3 Yr %	Beta 3 Yr %	Tenure	Pass/ Fail	Style Box	Pass/ Fail	Exp Ratio	Pass/ Fail	Sustain. Rating	Commit. Level	Carbon Risk
Balanced																		
Vanguard LifeStrategy Cnsvr Gr Inv	VSCGX	Target Risk	-14.99	0.18	2.45	4.44	✓	10.44	1.02	0.85	✗	—	✓	0.12	✓	3	1-Low	—
<i>percentile rank</i>			78	68	45	31												
<i># of funds in category</i>			467	433	406	300									11-30-2022	02-15-2022	—	
Vanguard LifeStrategy Growth Inv	VASGX	Target Risk	-17.09	3.06	4.64	7.60	✓	17.09	1.02	0.85	✗	—	✓	0.14	✓	3	1-Low	Low Risk
<i>percentile rank</i>			63	60	43	34												
<i># of funds in category</i>			322	296	279	224									11-30-2022	02-15-2022	09-30-2022	
Vanguard LifeStrategy Income Inv	VASIX	Target Risk	-13.93	-1.45	1.20	2.77	✓	7.50	0.99	0.85	✗	—	✓	0.11	✓	3	1-Low	—
<i>percentile rank</i>			85	84	64	42												
<i># of funds in category</i>			142	128	125	90									11-30-2022	02-15-2022	—	
Vanguard LifeStrategy Moderate Gr Inv	VSMGX	Target Risk	-16.00	1.65	3.58	6.05	✓	13.71	0.99	0.85	✗	—	✓	0.13	✓	3	1-Low	Low Risk
<i>percentile rank</i>			66	79	64	55												
<i># of funds in category</i>			758	698	658	495									11-30-2022	02-15-2022	09-30-2022	

LAMBERTS LANDSCAPING 401K PLAN

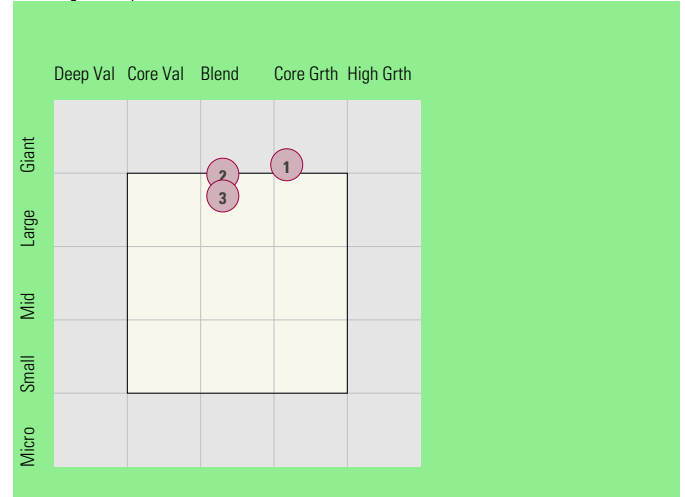
Style Analysis (Data as of 12-31-2022)

Style Analysis

Morningstar Style Box US Stock



Morningstar Style Box Non-US Stock



US Stock Funds

	Category	Super Sectors %			Asset Allocation %			Avg Mkt Cap M\$	
		Cyclical	Defensive	Sensitive	Cash	US Stock	Foreign		
1	Vanguard 500 Index Admiral	Large Blend Index	28.67	26.71	44.61	0.33	98.54	1.12	161.35
2	American Funds Growth Fund of Amer R6	Large Growth	35.16	21.14	43.69	6.77	82.80	9.80	123.81
3	Invesco Diversified Dividend R6	Large Value	29.52	36.65	33.84	4.50	91.56	3.94	126.23
4	Vanguard Mid-Cap Growth Index Admiral	Mid-Cap Growth	27.75	17.64	54.62	0.66	98.09	1.25	23.11
5	PGIM Jennison Small Company R6	Small Growth	36.28	24.48	39.23	4.05	90.14	5.81	4.75
6	Vanguard Small Cap Value Index Admiral	Small Value	50.02	15.31	34.67	0.65	98.65	0.70	4.90

Non-US Stock Funds

	Category	Super Sectors %			Regional Exposure %			Market Maturity %			
		Cyclical	Defensive	Sensitive	Americas	Greater Asia	Greater Europe	Developed	EM%	Avg Mkt Cap M\$	
1	American Funds New World R6	Diversified Emerging Mkts	38.94	24.45	36.60	39.27	39.96	20.78	59.14	40.86	49.35
2	American Funds Intl Gr and Inc R6	Foreign Large Blend	36.70	27.75	35.55	15.73	28.28	55.98	84.41	15.59	39.09
3	Vanguard Developed Markets Index Admiral	Foreign Large Blend Index	41.13	22.49	36.38	11.13	36.20	52.68	99.44	0.56	27.54

Fixed Income Funds

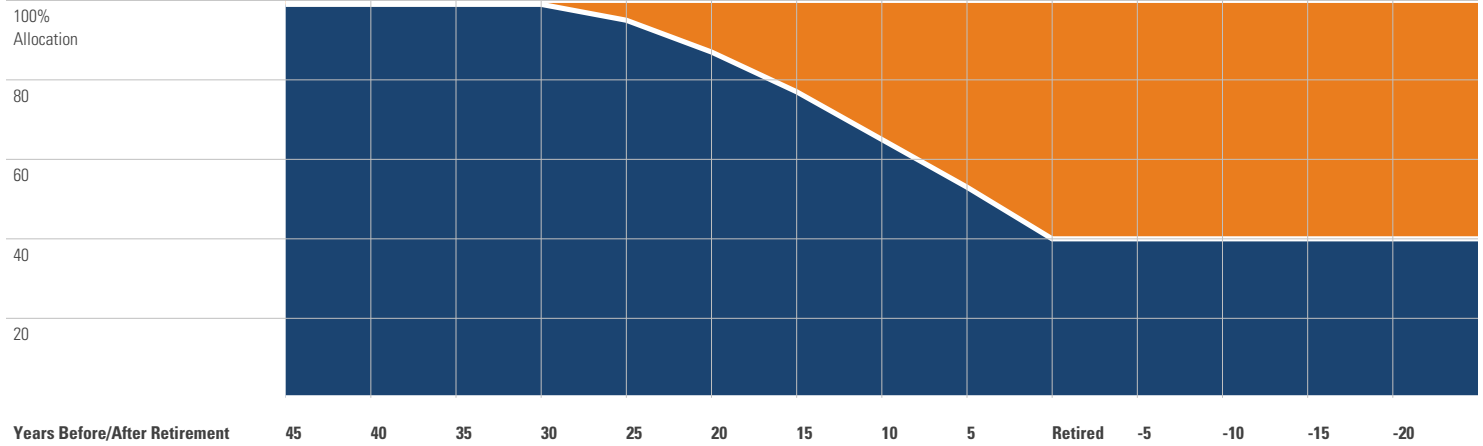
	Category	Super Sectors %				Other Stats		Credit Quality %		
		US Govt Debt	Mtg	US Credit	Non US	Avg Eff Duration	Inv Grade	Below Inv Grade	NR/NA	
1	Vanguard Inflation-Protected Secs Adm	Inflation-Protected Bond	99.60	0.00	0.00	0.00	6.81	98.21	0.00	1.79
2	Baird Aggregate Bond Inst	Intermediate-Term Bond	24.00	23.55	44.16	0.00	6.20	99.70	0.30	0.00
3	PIMCO Income Instl	Multisector Bond	27.36	2.53	12.71	0.00	3.22	71.23	28.78	0.00
4	Federated Hermes Govt Ultrashort R6	Ultrashort Bond	6.41	29.59	0.00	0.00	0.36	100.00	0.00	0.00

LAMBERTS LANDSCAPING 401K PLAN

Target Date Analysis (Data as of 12-31-2022)

Target Date Allocation

● Stocks ● Cash ● Bonds ● Other



Target Date Portfolio Data

Asset Allocation %

	Total Stock	US Stock	Non-US Stock	Total Bond	Infl Prot Bond	HY Bond	Cash	Other	Avg Mkt Cap \$M
BlackRock LifePath® Index 2025 K	21.42	4.19	17.23	7.55	94.61	0.00	0.37	70.65	17.60
BlackRock LifePath® Index 2030 K	26.09	4.14	21.95	6.63	93.12	0.00	0.43	66.85	19.38
BlackRock LifePath® Index 2035 K	30.30	4.04	26.26	5.40	91.22	0.00	0.46	63.83	20.74
BlackRock LifePath® Index 2040 K	34.33	3.94	30.39	3.92	87.70	0.00	0.49	61.26	21.79
BlackRock LifePath® Index 2045 K	37.90	3.95	33.95	2.22	78.45	0.00	0.53	59.35	22.40
BlackRock LifePath® Index 2050 K	40.31	4.14	36.17	0.76	55.47	0.00	0.53	58.40	22.49
BlackRock LifePath® Index 2055 K	40.93	4.16	36.77	0.22	25.00	0.00	0.58	58.29	22.55
BlackRock LifePath® Index 2060 K	97.65	59.91	37.74	0.14	9.52	0.00	1.26	0.97	5.85
BlackRock LifePath® Index 2065 K	97.71	60.71	37.00	0.00	0.00	0.00	1.19	1.10	65.91
BlackRock LifePath® Index Retire K	19.36	4.59	14.77	7.87	96.92	0.00	0.21	72.57	16.00