

MID SOUTH PULMONARY SPECIALISTS

Screens Summary (Data as of 12-31-2022)

🚫 Fund Removed from Approved List ⚠️ Fund on Watch List

| Name | Ticker | Asset Class | Trailing Performance and Risk | | | | Management | | | Style | | Expense | | ESG Metrics | | | | |
|--|--------|---------------------------|-------------------------------|-------|-------|-------|------------|----------------|-------------|--------|------------|-----------|------------|-------------|-----------------|---------------|-------------|-------------|
| | | | 1 Yr | 3 Yr | 5 Yr | 10 Yr | Pass/ Fail | Std Dev 3 Yr % | Beta 3 Yr % | Tenure | Pass/ Fail | Style Box | Pass/ Fail | Exp Ratio | Sustain. Rating | Commit. Level | Carbon Risk | |
| | | | | | | | | | | | | | | | | | | |
| US Stock | | | | | | | | | | | | | | | | | | |
| American Funds Invmt Co of Amer R6 | RICGX | Large Blend | -15.26 | 6.87 | 7.41 | 11.28 | ✓ | 19.53 | 0.91 | 30.85 | ✓ | 🇺🇸 | ✓ | 0.27 | ✓ | 1 | - | Low Risk |
| <i>percentile rank</i> | | | 31 | 61 | 76 | 63 | | | | | | | | | | | | |
| <i># of funds in category</i> | | | 1,379 | 1,247 | 1,137 | 837 | | | | | | | | | | | | |
| <hr/> | | | | | | | | | | | | | | | | | | |
| Vanguard 500 Index Admiral | VFIAX | Large Blend Index | -18.15 | 7.62 | 9.39 | 12.52 | ✓ | 21.17 | 1.00 | 6.68 | ✓ | 🇺🇸 | ✓ | 0.04 | ✓ | 3 | 1-Low | Low Risk |
| <i>percentile rank</i> | | | 52 | 33 | 25 | 13 | | | | | | | | | | | | |
| <i># of funds in category</i> | | | 1,379 | 1,247 | 1,137 | 837 | | | | | | | | | | | | |
| <hr/> | | | | | | | | | | | | | | | | | | |
| MFS Growth R4 | MFEJX | Large Growth | -31.15 | 3.86 | 9.62 | 12.97 | ✓ | 22.35 | 0.93 | 20.76 | ✓ | 🇺🇸 | ✓ | 0.59 | ✓ | 4 | 2-Basic | Low Risk |
| <i>percentile rank</i> | | | 58 | 66 | 34 | 26 | | | | | | | | | | | | |
| <i># of funds in category</i> | | | 1,237 | 1,133 | 1,056 | 807 | | | | | | | | | | | | |
| <hr/> | | | | | | | | | | | | | | | | | | |
| American Funds American Mutual R6 | RMFGX | Large Value | -4.19 | 8.07 | 8.64 | 11.19 | ✓ | 16.64 | 0.75 | 17.01 | ✓ | 🇺🇸 | ✓ | 0.27 | ✓ | 4 | - | Low Risk |
| <i>percentile rank</i> | | | 36 | 32 | 18 | 21 | | | | | | | | | | | | |
| <i># of funds in category</i> | | | 1,233 | 1,161 | 1,105 | 825 | | | | | | | | | | | | |
| <hr/> | | | | | | | | | | | | | | | | | | |
| Vanguard Mid-Cap Growth Index Admiral | VMGMX | Mid-Cap Growth | -28.84 | 4.86 | 7.81 | 10.90 | ✓ | 24.98 | 1.00 | 9.86 | ✓ | 🇺🇸 | ✓ | 0.07 | ✓ | 3 | 1-Low | Medium Risk |
| <i>percentile rank</i> | | | 64 | 42 | 40 | 45 | | | | | | | | | | | | |
| <i># of funds in category</i> | | | 592 | 540 | 505 | 395 | | | | | | | | | | | | |
| <hr/> | | | | | | | | | | | | | | | | | | |
| American Century Mid Cap Value I | AVUAX | Mid-Cap Value | -1.22 | 7.46 | 6.91 | 11.15 | ✓ | 21.24 | 0.84 | 18.76 | ✓ | 🇺🇸 | ✓ | 0.77 | ✓ | 4 | 1-Low | Medium Risk |
| <i>percentile rank</i> | | | 8 | 43 | 30 | 10 | | | | | | | | | | | | |
| <i># of funds in category</i> | | | 407 | 395 | 374 | 274 | | | | | | | | | | | | |
| <hr/> | | | | | | | | | | | | | | | | | | |
| MFS New Discovery R4 | MNDJX | Small Growth | -29.64 | 1.17 | 7.58 | 9.80 | ✓ | 25.48 | 0.93 | 9.01 | ✓ | 🇺🇸 | ✓ | 0.99 | ✓ | 4 | - | Low Risk |
| <i>percentile rank</i> | | | 65 | 75 | 34 | 58 | | | | | | | | | | | | |
| <i># of funds in category</i> | | | 604 | 576 | 534 | 405 | | | | | | | | | | | | |
| <hr/> | | | | | | | | | | | | | | | | | | |
| Delaware Small Cap Value Instl | DEVIX | Small Value | -12.20 | 5.20 | 4.28 | 9.06 | ✓ | 27.97 | 0.99 | 10.51 | ✓ | 🇺🇸 | ✓ | 0.86 | ✓ | 3 | - | Medium Risk |
| <i>percentile rank</i> | | | 64 | 70 | 60 | 43 | | | | | | | | | | | | |
| <i># of funds in category</i> | | | 483 | 455 | 428 | 324 | | | | | | | | | | | | |
| <hr/> | | | | | | | | | | | | | | | | | | |
| Non-US Stock | | | | | | | | | | | | | | | | | | |
| American Funds New World R6 | RNWXG | Diversified Emerging Mkts | -21.75 | 1.01 | 3.04 | 4.98 | ✓ | 20.37 | 0.90 | 23.56 | ✓ | 🇺🇸 | ✓ | 0.57 | ✓ | 3 | 1-Low | Low Risk |
| <i>percentile rank</i> | | | 58 | 17 | 3 | 2 | | | | | | | | | | | | |
| <i># of funds in category</i> | | | 820 | 736 | 652 | 397 | | | | | | | | | | | | |
| <hr/> | | | | | | | | | | | | | | | | | | |
| American Funds Intl Gr and Inc R6 | RIGGX | Foreign Large Blend | -15.16 | 0.36 | 2.06 | 4.28 | ✓ | 21.51 | 1.08 | 14.26 | ✓ | 🇺🇸 | ✓ | 0.54 | ✓ | 2 | 1-Low | Low Risk |
| <i>percentile rank</i> | | | 44 | 56 | 22 | 48 | | | | | | | | | | | | |
| <i># of funds in category</i> | | | 763 | 723 | 630 | 440 | | | | | | | | | | | | |
| <hr/> | | | | | | | | | | | | | | | | | | |
| Invesco Oppenheimer International Gr Y | OIGYX | Foreign Large Growth | -27.12 | -0.43 | 0.53 | 4.41 | ✓ | 22.86 | 1.05 | 26.79 | ✓ | 🇺🇸 | ✓ | 0.85 | ✓ | 3 | - | Low Risk |
| <i>percentile rank</i> | | | 66 | 63 | 78 | 74 | | | | | | | | | | | | |
| <i># of funds in category</i> | | | 443 | 399 | 346 | 230 | | | | | | | | | | | | |
| <hr/> | | | | | | | | | | | | | | | | | | |
| Vanguard International Value Inv | VTRIX | Foreign Large Value | -11.66 | 1.30 | 1.36 | 4.31 | ✓ | 21.95 | 1.04 | 12.60 | ✓ | 🇺🇸 | ✓ | 0.36 | ✓ | 2 | - | Medium Risk |
| <i>percentile rank</i> | | | 75 | 40 | 27 | 25 | | | | | | | | | | | | |
| <i># of funds in category</i> | | | 356 | 326 | 303 | 180 | | | | | | | | | | | | |
| <hr/> | | | | | | | | | | | | | | | | | | |
| American Funds Capital World Gr&Inc R6 | RWIGX | Global Stock | -17.01 | 3.43 | 4.61 | 7.94 | ✓ | 19.70 | 0.96 | 16.92 | ✓ | — | ✓ | 0.42 | ✓ | 2 | 1-Low | Low Risk |
| <i>percentile rank</i> | | | 44 | 60 | 60 | 54 | | | | | | | | | | | | |
| <i># of funds in category</i> | | | 370 | 340 | 290 | 180 | | | | | | | | | | | | |

MID SOUTH PULMONARY SPECIALISTS

Screens Summary (Data as of 12-31-2022)

⊖ Fund Removed from Approved List ⚠ Fund on Watch List

| Name | Ticker | Asset Class | Trailing Performance and Risk | | | | Management | | | Style | | | Expense | | | ESG Metrics | | | |
|--|--------|--------------------------|-------------------------------|-------|-------|-------|------------|----------------|-------------|--------|------------|-----------|------------|-----------|------------|-----------------|---------------|-------------|---------|
| | | | 1 Yr | 3 Yr | 5 Yr | 10 Yr | Pass/ Fail | Std Dev 3 Yr % | Beta 3 Yr % | Tenure | Pass/ Fail | Style Box | Pass/ Fail | Exp Ratio | Pass/ Fail | Sustain. Rating | Commit. Level | Carbon Risk | |
| | | | | | | | | | | | | | | | | | Updated | Updated | Updated |
| Alternative | | | | | | | | | | | | | | | | | | | |
| ⚠ Invesco Balanced-Risk Commodity Strat R6 | IBRFX | Commodities Broad Basket | 8.13 | 11.63 | 5.07 | -0.89 | ⊕ | 18.02 | 0.86 | 12.09 | ✓ | — | — | 1.11 | ✓ | — | — | — | |
| <i>percentile rank</i> | | | 93 | 76 | 83 | 55 | | | | | | | | | | | | | |
| <i># of funds in category</i> | | | 114 | 109 | 91 | 65 | | | | | | | | | | | | | |
| Vanguard Real Estate Index Admiral | VGSLX | Real Estate | -26.20 | -0.41 | 3.68 | 6.42 | ✓ | 22.84 | 0.96 | 26.65 | ✓ | — | ✓ | 0.12 | ✓ | 3 | 1-Low | Low Risk | |
| <i>percentile rank</i> | | | 61 | 57 | 50 | 34 | | | | | | | | | | | | | |
| <i># of funds in category</i> | | | 257 | 238 | 214 | 155 | | | | | | | | | | | | | |
| | | | | | | | | | | | | | | | 11-30-2022 | 02-15-2022 | 09-30-2022 | | |
| Fixed Income | | | | | | | | | | | | | | | | | | | |
| AB Global Bond I | ANAIX | Global Bond | -11.93 | -2.81 | -0.18 | 1.38 | ✓ | 6.16 | 0.88 | 17.35 | ✓ | — | — | 0.55 | ✓ | 3 | — | — | |
| <i>percentile rank</i> | | | 36 | 36 | 58 | 34 | | | | | | | | | | | | | |
| <i># of funds in category</i> | | | 130 | 112 | 98 | 59 | | | | | | | | | | | | | |
| | | | | | | | | | | | | | | | 11-30-2022 | — | — | | |
| BlackRock High Yield Bond Instl | BHYIX | High Yield Bond | -10.43 | 0.12 | 2.37 | 4.15 | ✓ | 11.42 | 1.01 | 15.01 | ✓ | — | — | 0.58 | ✓ | — | 2-Basic | — | |
| <i>percentile rank</i> | | | 42 | 37 | 24 | 12 | | | | | | | | | | | | | |
| <i># of funds in category</i> | | | 687 | 630 | 584 | 417 | | | | | | | | | | | | | |
| | | | | | | | | | | | | | | | — | 02-15-2022 | — | | |
| American Century Inflation Adjs Bond R5 | AIANX | Inflation-Protected Bond | -12.21 | 1.12 | 1.79 | 0.84 | ✓ | 7.22 | 1.02 | 21.10 | ✓ | — | — | 0.26 | ✓ | 3 | — | — | |
| <i>percentile rank</i> | | | 68 | 48 | 65 | 58 | | | | | | | | | | | | | |
| <i># of funds in category</i> | | | 217 | 204 | 195 | 138 | | | | | | | | | | | | | |
| | | | | | | | | | | | | | | | 11-30-2022 | — | — | | |
| Baird Aggregate Bond Inst | BAGIX | Intermediate-Term Bond | -13.35 | -2.48 | 0.25 | 1.49 | ✓ | 6.23 | 1.05 | 22.27 | ✓ | ⊠ | — | 0.30 | ✓ | 3 | 1-Low | — | |
| <i>percentile rank</i> | | | 49 | 31 | 22 | 9 | | | | | | | | | | | | | |
| <i># of funds in category</i> | | | 471 | 423 | 389 | 289 | | | | | | | | | | | | | |
| | | | | | | | | | | | | | | | 11-30-2022 | 02-15-2022 | — | | |
| Loomis Sayles Bond N | LSBNX | Multisector Bond | -12.46 | -2.62 | 0.05 | — | ✓ | 9.10 | 1.10 | 15.92 | ✓ | — | — | 0.61 | ✓ | 1 | 1-Low | — | |
| <i>percentile rank</i> | | | 73 | 83 | 83 | — | | | | | | | | | | | | | |
| <i># of funds in category</i> | | | 344 | 295 | 258 | 152 | | | | | | | | | | | | | |
| | | | | | | | | | | | | | | | 11-30-2022 | 02-15-2022 | — | | |
| Federated Hermes Govt Ultrashort IS | FGUSX | Ultrashort Bond | 0.43 | 0.61 | 1.17 | 0.77 | ⊕ | 0.60 | 0.06 | 25.49 | ✓ | — | — | 0.26 | ✓ | — | — | — | |
| <i>percentile rank</i> | | | 39 | 47 | 63 | 67 | | | | | | | | | | | | | |
| <i># of funds in category</i> | | | 237 | 218 | 180 | 107 | | | | | | | | | | | | | |
| | | | | | | | | | | | | | | | — | — | — | | |
| Target Date | | | | | | | | | | | | | | | | | | | |
| American Funds 2010 Trgt Date Retire R6 | RFTTX | Target Date | -9.15 | 2.76 | 3.80 | 5.47 | ✓ | 9.40 | 0.88 | 11.01 | ✓ | — | ✓ | 0.28 | ✓ | 2 | — | — | |
| <i>percentile rank</i> | | | 1 | 1 | 1 | 1 | | | | | | | | | | | | | |
| <i># of funds in category</i> | | | 128 | 113 | 82 | 50 | | | | | | | | | | | | | |
| | | | | | | | | | | | | | | | 11-30-2022 | — | — | | |
| American Funds 2015 Trgt Date Retire R6 | RFJTX | Target Date | -10.25 | 2.86 | 4.00 | 5.96 | ✓ | 10.26 | 0.88 | 11.01 | ✓ | — | ✓ | 0.30 | ✓ | 2 | — | — | |
| <i>percentile rank</i> | | | 1 | 1 | 1 | 1 | | | | | | | | | | | | | |
| <i># of funds in category</i> | | | 125 | 115 | 95 | 43 | | | | | | | | | | | | | |
| | | | | | | | | | | | | | | | 11-30-2022 | — | — | | |
| American Funds 2020 Trgt Date Retire R6 | RRCTX | Target Date | -11.01 | 3.00 | 4.21 | 6.55 | ✓ | 10.77 | 0.84 | 11.01 | ✓ | — | ✓ | 0.30 | ✓ | 2 | — | — | |
| <i>percentile rank</i> | | | 1 | 1 | 1 | 1 | | | | | | | | | | | | | |
| <i># of funds in category</i> | | | 153 | 143 | 122 | 56 | | | | | | | | | | | | | |
| | | | | | | | | | | | | | | | 11-30-2022 | — | — | | |
| American Funds 2025 Trgt Date Retire R6 | RFDTX | Target Date | -12.74 | 3.40 | 4.69 | 7.48 | ✓ | 12.08 | 0.87 | 11.01 | ✓ | — | ✓ | 0.32 | ✓ | 3 | — | Low Risk | |
| <i>percentile rank</i> | | | 8 | 1 | 1 | 1 | | | | | | | | | | | | | |
| <i># of funds in category</i> | | | 239 | 214 | 185 | 117 | | | | | | | | | | | | | |
| | | | | | | | | | | | | | | | 11-30-2022 | — | 06-30-2022 | | |

MID SOUTH PULMONARY SPECIALISTS

Screens Summary (Data as of 12-31-2022)

⊖ Fund Removed from Approved List ⚠ Fund on Watch List

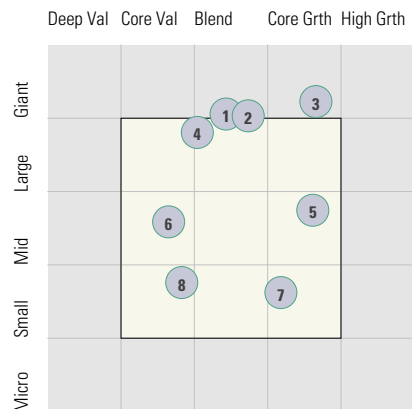
| Name | Ticker | Asset Class | Trailing Performance and Risk | | | | Management | | | Style | | Expense | | ESG Metrics | | | | | |
|---|--------|-------------------|-------------------------------|------|------|-------|------------|----------------|-------------|--------|------------|-----------|------------|-------------|-----------------|---------------|-------------|----------|---------|
| | | | 1 Yr | 3 Yr | 5 Yr | 10 Yr | Pass/ Fail | Std Dev 3 Yr % | Beta 3 Yr % | Tenure | Pass/ Fail | Style Box | Pass/ Fail | Exp Ratio | Sustain. Rating | Commit. Level | Carbon Risk | | |
| | | | | | | | | | | | | | | | | | Updated | Updated | Updated |
| American Funds 2030 Trgt Date Retire R6 | RFETX | Target Date | -14.50 | 3.67 | 5.09 | 8.25 | ✓ | 13.86 | 0.90 | 11.01 | ✓ | — | ✓ | 0.33 | ✓ | 3 | — | Low Risk | |
| percentile rank | | | 19 | 1 | 1 | 1 | | | | | | | | | | | | | |
| # of funds in category | | | 241 | 214 | 185 | 110 | | | | | | | | | 11-30-2022 | — | 09-30-2022 | | |
| American Funds 2035 Trgt Date Retire R6 | RFETX | Target Date | -16.24 | 4.39 | 5.88 | 8.96 | ✓ | 16.21 | 0.95 | 11.01 | ✓ | — | ✓ | 0.35 | ✓ | 3 | — | Low Risk | |
| percentile rank | | | 24 | 1 | 1 | 1 | | | | | | | | | | | | | |
| # of funds in category | | | 232 | 207 | 182 | 114 | | | | | | | | | 11-30-2022 | — | 09-30-2022 | | |
| American Funds 2040 Trgt Date Retire R6 | RFETX | Target Date | -17.55 | 4.59 | 6.10 | 9.23 | ✓ | 17.62 | 0.96 | 11.01 | ✓ | — | ✓ | 0.36 | ✓ | 3 | — | Low Risk | |
| percentile rank | | | 43 | 1 | 1 | 1 | | | | | | | | | | | | | |
| # of funds in category | | | 236 | 208 | 185 | 110 | | | | | | | | | 11-30-2022 | — | 09-30-2022 | | |
| American Funds 2045 Trgt Date Retire R6 | RFHTX | Target Date | -18.18 | 4.55 | 6.11 | 9.29 | ✓ | 18.05 | 0.93 | 11.01 | ✓ | — | ✓ | 0.37 | ✓ | 2 | — | Low Risk | |
| percentile rank | | | 52 | 6 | 1 | 1 | | | | | | | | | | | | | |
| # of funds in category | | | 232 | 207 | 182 | 113 | | | | | | | | | 11-30-2022 | — | 09-30-2022 | | |
| American Funds 2050 Trgt Date Retire R6 | RFITX | Target Date | -18.89 | 4.34 | 6.04 | 9.28 | ✓ | 18.35 | 0.93 | 11.01 | ✓ | — | ✓ | 0.38 | ✓ | 2 | — | Low Risk | |
| percentile rank | | | 71 | 7 | 1 | 1 | | | | | | | | | | | | | |
| # of funds in category | | | 233 | 208 | 185 | 109 | | | | | | | | | 11-30-2022 | — | 09-30-2022 | | |
| American Funds 2055 Trgt Date Retire R6 | RFKTX | Target Date | -19.50 | 4.07 | 5.87 | 9.19 | ✓ | 18.46 | 0.93 | 11.01 | ✓ | — | ✖ | 0.38 | ✓ | 2 | — | Low Risk | |
| percentile rank | | | 89 | 19 | 4 | 1 | | | | | | | | | | | | | |
| # of funds in category | | | 230 | 205 | 182 | 95 | | | | | | | | | 11-30-2022 | — | 09-30-2022 | | |
| American Funds 2060 Trgt Date Retire R6 | RFUTX | Target Date | -19.66 | 3.99 | 5.82 | — | ✓ | 18.45 | 1.32 | 7.77 | ✓ | — | ✖ | 0.38 | ✓ | 2 | — | Low Risk | |
| percentile rank | | | 93 | 29 | 11 | — | | | | | | | | | | | | | |
| # of funds in category | | | 228 | 198 | 171 | 1 | | | | | | | | | 11-30-2022 | — | 09-30-2022 | | |
| American Funds 2065 Trgt Date Retire R6 | RFVTX | Target Date | -19.64 | — | — | — | — | — | — | 3.00 | ✓ | — | ✖ | 0.38 | ✓ | 2 | — | Low Risk | |
| percentile rank | | | 92 | — | — | — | | | | | | | | | | | | | |
| # of funds in category | | | 176 | 64 | 15 | — | | | | | | | | | 11-30-2022 | — | 09-30-2022 | | |
| Balanced | | | | | | | | | | | | | | | | | | | |
| American Funds Capital Income Bldr R6 | RIRGX | Global Allocation | -6.83 | 3.66 | 4.11 | 6.07 | ✓ | 14.15 | 0.93 | 31.02 | ✓ | ☒ | ✓ | 0.26 | ✓ | 3 | — | Low Risk | |
| percentile rank | | | 15 | 17 | 12 | 8 | | | | | | | | | | | | | |
| # of funds in category | | | 430 | 408 | 375 | 269 | | | | | | | | | 11-30-2022 | — | 09-30-2022 | | |

MID SOUTH PULMONARY SPECIALISTS

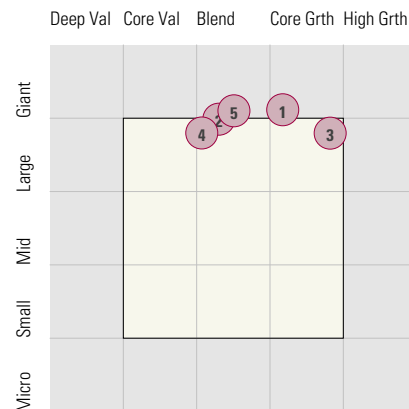
Style Analysis (Data as of 12-31-2022)

Style Analysis

Morningstar Style Box US Stock



Morningstar Style Box Non-US Stock



US Stock Funds

| | Category | Super Sectors % | | | Asset Allocation % | | | Avg Mkt Cap M\$ | |
|---|---------------------------------------|-------------------|-----------|-----------|--------------------|----------|---------|-----------------|--------|
| | | Cyclical | Defensive | Sensitive | Cash | US Stock | Foreign | | |
| 1 | American Funds Invmt Co of Amer R6 | Large Blend | 26.41 | 27.43 | 46.16 | 8.72 | 80.44 | 10.38 | 145.64 |
| 2 | Vanguard 500 Index Admiral | Large Blend Index | 28.67 | 26.71 | 44.61 | 0.33 | 98.54 | 1.12 | 161.35 |
| 3 | MFS Growth R4 | Large Growth | 30.72 | 19.92 | 49.36 | 3.38 | 93.02 | 3.60 | 220.66 |
| 4 | American Funds American Mutual R6 | Large Value | 26.28 | 37.81 | 35.91 | 9.92 | 81.08 | 8.69 | 101.58 |
| 5 | Vanguard Mid-Cap Growth Index Admiral | Mid-Cap Growth | 27.75 | 17.64 | 54.62 | 0.66 | 98.09 | 1.25 | 23.11 |
| 6 | American Century Mid Cap Value I | Mid-Cap Value | 39.35 | 31.49 | 29.17 | 3.20 | 85.80 | 11.01 | 14.52 |
| 7 | MFS New Discovery R4 | Small Growth | 32.46 | 20.28 | 47.25 | 5.38 | 80.84 | 13.78 | 3.47 |
| 8 | Delaware Small Cap Value Instl | Small Value | 51.60 | 9.80 | 38.60 | 2.63 | 94.78 | 2.59 | 4.60 |

Non-US Stock Funds

| | Category | Super Sectors % | | | Regional Exposure % | | | Market Maturity % | | | |
|---|--|---------------------------|-----------|-----------|---------------------|--------------|----------------|-------------------|-------|-----------------|-------|
| | | Cyclical | Defensive | Sensitive | Americas | Greater Asia | Greater Europe | Developed | EM% | Avg Mkt Cap M\$ | |
| 1 | American Funds New World R6 | Diversified Emerging Mkts | 38.94 | 24.45 | 36.60 | 39.27 | 39.96 | 20.78 | 59.14 | 40.86 | 49.35 |
| 2 | American Funds Intl Gr and Inc R6 | Foreign Large Blend | 36.70 | 27.75 | 35.55 | 15.73 | 28.28 | 55.98 | 84.41 | 15.59 | 39.09 |
| 3 | Invesco Oppenheimer International Gr Y | Foreign Large Growth | 34.57 | 27.76 | 37.67 | 14.63 | 18.33 | 67.04 | 93.98 | 6.02 | 39.74 |
| 4 | Vanguard International Value Inv | Foreign Large Value | 43.14 | 16.58 | 40.29 | 12.02 | 37.77 | 50.23 | 79.69 | 20.31 | 25.32 |
| 5 | American Funds Capital World Gr&Inc R6 | Global Stock | 31.64 | 27.90 | 40.46 | 58.85 | 18.19 | 22.95 | 90.59 | 9.41 | 82.63 |

Fixed Income Funds

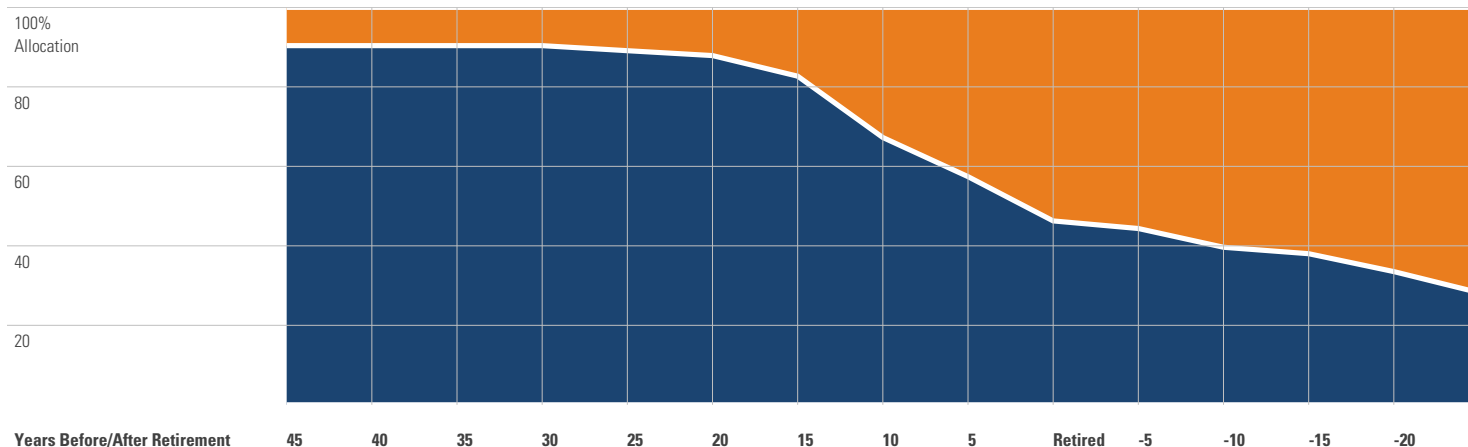
| | Category | Super Sectors % | | | | Other Stats | Credit Quality % | | | |
|---|---|--------------------------|-------|-----------|--------|-------------|------------------|-----------|-----------------|-------|
| | | US Govt Debt | Mtg | US Credit | Non US | | Avg Eff Duration | Inv Grade | Below Inv Grade | NR/NA |
| 1 | AB Global Bond I | Global Bond | 19.12 | 0.72 | 7.80 | 0.00 | 6.01 | 92.26 | 4.87 | 2.87 |
| 2 | BlackRock High Yield Bond Instl | High Yield Bond | 0.01 | 0.00 | 83.79 | 0.00 | 3.83 | 15.22 | 78.60 | 6.18 |
| 3 | American Century Inflation Adjs Bond R5 | Inflation-Protected Bond | 90.52 | 0.01 | 4.92 | 0.00 | 7.19 | 97.17 | 0.09 | 2.74 |
| 4 | Baird Aggregate Bond Inst | Intermediate-Term Bond | 24.00 | 23.55 | 44.16 | 0.00 | 6.20 | 99.70 | 0.30 | 0.00 |
| 5 | Loomis Sayles Bond N | Multisector Bond | 15.10 | 0.00 | 77.14 | 0.00 | 5.40 | 65.42 | 24.16 | 10.42 |
| 6 | Federated Hermes Govt Ultrashort IS | Ultrashort Bond | 6.41 | 29.59 | 0.00 | 0.00 | 0.36 | 100.00 | 0.00 | 0.00 |

MID SOUTH PULMONARY SPECIALISTS

Target Date Analysis (Data as of 12-31-2022)

Target Date Allocation

● Stocks ● Cash ● Bonds ● Other



Target Date Portfolio Data

Asset Allocation %

| | Total Stock | US Stock | Non-US Stock | Total Bond | Infl Prot Bond | HY Bond | Cash | Other | Avg Mkt Cap \$M |
|---|-------------|----------|--------------|------------|----------------|---------|------|-------|-----------------|
| American Funds 2010 Trgt Date Retire R6 | 37.62 | 28.00 | 9.62 | 55.47 | 18.47 | 4.11 | 5.58 | 1.34 | 86.50 |
| American Funds 2015 Trgt Date Retire R6 | 40.22 | 29.76 | 10.46 | 53.12 | 19.55 | 5.21 | 5.40 | 1.28 | 87.82 |
| American Funds 2020 Trgt Date Retire R6 | 43.12 | 31.67 | 11.45 | 50.40 | 20.54 | 4.95 | 5.28 | 1.21 | 88.32 |
| American Funds 2025 Trgt Date Retire R6 | 48.11 | 34.82 | 13.29 | 45.25 | 20.43 | 3.44 | 5.52 | 1.12 | 85.62 |
| American Funds 2030 Trgt Date Retire R6 | 57.59 | 41.46 | 16.13 | 35.37 | 20.00 | 1.72 | 6.02 | 1.03 | 80.24 |
| American Funds 2035 Trgt Date Retire R6 | 68.83 | 49.15 | 19.68 | 23.63 | 19.85 | 1.25 | 6.60 | 0.95 | 75.66 |
| American Funds 2040 Trgt Date Retire R6 | 78.57 | 55.47 | 23.10 | 13.31 | 15.84 | 0.57 | 7.17 | 0.94 | 72.89 |
| American Funds 2045 Trgt Date Retire R6 | 81.50 | 57.45 | 24.05 | 10.18 | 10.43 | 0.24 | 7.41 | 0.91 | 71.62 |
| American Funds 2050 Trgt Date Retire R6 | 82.40 | 57.78 | 24.62 | 9.30 | 10.28 | 0.13 | 7.48 | 0.82 | 70.15 |
| American Funds 2055 Trgt Date Retire R6 | 82.79 | 57.72 | 25.07 | 8.89 | 10.08 | 0.08 | 7.54 | 0.77 | 68.32 |
| American Funds 2060 Trgt Date Retire R6 | 82.79 | 57.72 | 25.07 | 8.87 | 10.03 | 0.08 | 7.55 | 0.78 | 67.43 |
| American Funds 2065 Trgt Date Retire R6 | 82.91 | 57.82 | 25.09 | 8.77 | 9.94 | 0.08 | 7.55 | 0.78 | 67.53 |