

RIVER CITY MEDICAL GROUP 401K

Screens Summary (Data as of 12-31-2022)

Fund Removed from Approved List Fund on Watch List

Name	Ticker	Asset Class	Trailing Performance and Risk				Management			Style		Expense		ESG Metrics				
			1 Yr	3 Yr	5 Yr	10 Yr	Pass/ Fail	Std Dev 3 Yr %	Beta 3 Yr %	Tenure	Pass/ Fail	Style Box	Pass/ Fail	Exp Ratio	Pass/ Fail	Sustain. Rating	Commit. Level	Carbon Risk
															Updated	Updated	Updated	
US Stock																		
Vanguard Dividend Growth Inv	VDIGX	Large Blend	-4.88	9.99	11.79	12.96		18.06	0.81	16.92				0.27		4	2-Basic	Low Risk
<i>percentile rank</i>			2	4	2	5												
<i># of funds in category</i>			1,379	1,247	1,137	837									12-31-2022	02-15-2022	12-31-2022	
Vanguard 500 Index Admiral	VFIAX	Large Blend Index	-18.15	7.62	9.39	12.52		21.17	1.00	6.68				0.04		3	1-Low	Low Risk
<i>percentile rank</i>			52	33	25	13												
<i># of funds in category</i>			1,379	1,247	1,137	837									12-31-2022	02-15-2022	12-31-2022	
Vanguard Mid Cap Index Admiral	VIMAX	Mid-Cap Blend	-18.71	6.17	7.32	11.10		23.61	0.98	24.63				0.05		4	1-Low	Medium Risk
<i>percentile rank</i>			86	56	30	17												
<i># of funds in category</i>			413	378	350	227									12-31-2022	02-15-2022	12-31-2022	
DFA US Small Cap I	DFSTX	Small Blend	-13.53	7.88	5.84	10.14		25.76	0.95	10.85				0.27		3	-	Medium Risk
<i>percentile rank</i>			23	15	32	21												
<i># of funds in category</i>			627	600	558	375									12-31-2022	-	12-31-2022	
Non-US Stock																		
American Funds Intl Gr and Inc R6	RIGGX	Foreign Large Blend	-15.16	0.36	2.06	4.28		21.51	1.08	14.26				0.54		2	1-Low	Low Risk
<i>percentile rank</i>			44	56	22	48												
<i># of funds in category</i>			763	723	630	440									12-31-2022	02-15-2022	12-31-2022	
Fixed Income																		
Vanguard Inflation-Protected Secs Adm	VAIPX	Inflation-Protected Bond	-11.89	1.09	1.96	1.00		6.84	0.97	1.15		-	-	0.10		3	-	-
<i>percentile rank</i>			54	53	52	43												
<i># of funds in category</i>			217	204	195	138									12-31-2022	-	-	
Baird Aggregate Bond Inst	BAGIX	Intermediate-Term Bond	-13.35	-2.48	0.25	1.49		6.23	1.05	22.27			-	0.30		3	1-Low	-
<i>percentile rank</i>			49	31	22	9												
<i># of funds in category</i>			471	423	389	289									12-31-2022	02-15-2022	-	
Federated Hermes Govt Ultrashort R6	FGULX	Ultrashort Bond	0.45	0.63	1.19	-		0.59	0.06	25.49		-	-	0.24		-	-	-
<i>percentile rank</i>			38	44	60	-												
<i># of funds in category</i>			237	218	180	107									-	-	-	
Target Date																		
T. Rowe Price Retirement I 2010 I	TRPAX	Target Date	-13.86	1.70	3.36	-		11.56	1.09	7.26		-		0.34		2	1-Low	-
<i>percentile rank</i>			87	10	7	-												
<i># of funds in category</i>			128	113	82	50									12-31-2022	02-15-2022	-	
T. Rowe Price Retirement I 2015 I	TRFGX	Target Date	-14.17	2.05	3.68	-		12.34	1.05	7.26		-		0.36		2	1-Low	-
<i>percentile rank</i>			59	10	5	-												
<i># of funds in category</i>			125	115	95	43									12-31-2022	02-15-2022	-	
T. Rowe Price Retirement I 2020 I	TRBRX	Target Date	-14.46	2.34	4.03	-		13.33	1.04	7.26		-		0.37		2	1-Low	-
<i>percentile rank</i>			50	5	4	-												
<i># of funds in category</i>			153	143	122	56									12-31-2022	02-15-2022	-	

RIVER CITY MEDICAL GROUP 401K

Screens Summary (Data as of 12-31-2022)

⊖ Fund Removed from Approved List ⚠ Fund on Watch List

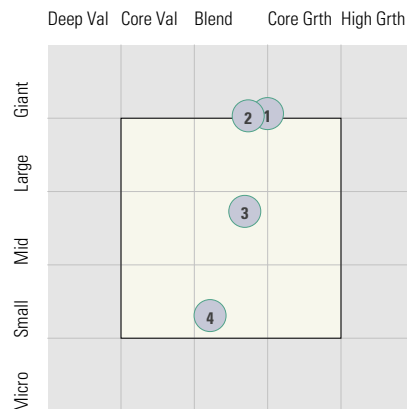
Name	Ticker	Asset Class	Trailing Performance and Risk						Management			Style		Expense		ESG Metrics			
			1 Yr	3 Yr	5 Yr	10 Yr	Pass/ Fail	Std Dev 3 Yr %	Beta 3 Yr %	Tenure	Pass/ Fail	Style Box	Pass/ Fail	Exp Ratio	Pass/ Fail	Sustain. Rating	Commit. Level	Carbon Risk	
																	Updated	Updated	Updated
T. Rowe Price Retirement I 2025 I	TRPHX	Target Date	-15.46	2.78	4.44	–	✔	14.68	1.04	7.26	✔	–	✔	0.39	✔	3	1-Low	Low Risk	
<i>percentile rank</i>			47	4	3	–													
<i># of funds in category</i>			239	214	185	117									12-31-2022	02-15-2022	12-31-2021		
T. Rowe Price Retirement I 2030 I	TRPCX	Target Date	-16.86	3.11	4.77	–	✔	16.23	1.05	7.26	✔	–	✔	0.41	✔	3	1-Low	Low Risk	
<i>percentile rank</i>			69	7	4	–													
<i># of funds in category</i>			241	214	185	110									12-31-2022	02-15-2022	12-31-2022		
T. Rowe Price Retirement I 2035 I	TRPJX	Target Date	-17.85	3.49	5.06	–	✔	17.54	1.03	7.26	✔	–	✔	0.42	✔	3	1-Low	Low Risk	
<i>percentile rank</i>			72	9	11	–													
<i># of funds in category</i>			232	207	182	114									12-31-2022	02-15-2022	12-31-2022		
T. Rowe Price Retirement I 2040 I	TRPDX	Target Date	-18.72	3.84	5.35	–	✔	18.69	1.02	7.26	✔	–	✔	0.43	✔	3	1-Low	Low Risk	
<i>percentile rank</i>			85	15	14	–													
<i># of funds in category</i>			236	208	185	110									12-31-2022	02-15-2022	12-31-2022		
T. Rowe Price Retirement I 2045 I	TRPKX	Target Date	-18.98	4.14	5.57	–	✔	19.34	1.00	7.26	✔	–	✔	0.44	✔	3	1-Low	Low Risk	
<i>percentile rank</i>			83	12	15	–													
<i># of funds in category</i>			232	207	182	113									12-31-2022	02-15-2022	12-31-2022		
T. Rowe Price Retirement I 2050 I	TRPMX	Target Date	-19.09	4.13	5.57	–	✔	19.45	0.99	7.26	✔	–	✔	0.45	✔	3	1-Low	Low Risk	
<i>percentile rank</i>			78	13	16	–													
<i># of funds in category</i>			233	208	185	109									12-31-2022	02-15-2022	12-31-2022		
T. Rowe Price Retirement I 2055 I	TRPNX	Target Date	-19.12	4.11	5.55	–	✔	19.48	0.99	7.26	✔	–	✔	0.46	✔	3	1-Low	Low Risk	
<i>percentile rank</i>			79	16	13	–													
<i># of funds in category</i>			230	205	182	95									12-31-2022	02-15-2022	12-31-2022		
T. Rowe Price Retirement I 2060 I	TRPLX	Target Date	-19.10	4.15	5.58	–	✔	19.48	1.39	7.26	✔	–	✔	0.46	✔	3	1-Low	Low Risk	
<i>percentile rank</i>			77	16	15	–													
<i># of funds in category</i>			228	198	171	1									12-31-2022	02-15-2022	12-31-2022		
Balanced																			
American Funds American Balanced R6	RLBGX	Moderate Allocation	-11.83	4.42	5.84	8.59	✔	13.31	0.95	24.01	✔	–	✔	0.25	✔	2	1-Low	Low Risk	
<i>percentile rank</i>			24	18	17	5													
<i># of funds in category</i>			758	698	658	495									12-31-2022	02-15-2022	12-31-2022		

RIVER CITY MEDICAL GROUP 401K

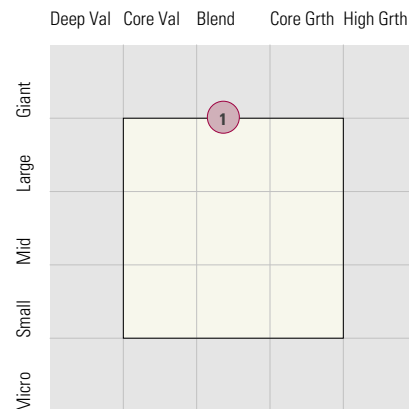
Style Analysis (Data as of 12-31-2022)

Style Analysis

Morningstar Style Box US Stock



Morningstar Style Box Non-US Stock



US Stock Funds

Fund	Category	Super Sectors %			Asset Allocation %			Avg Mkt Cap M\$
		Cyclical	Defensive	Sensitive	Cash	US Stock	Foreign	
1 Vanguard Dividend Growth Inv	Large Blend	34.24	34.55	31.20	2.97	87.92	9.11	156.30
2 Vanguard 500 Index Admiral	Large Blend Index	28.67	26.71	44.61	0.33	98.54	1.12	161.35
3 Vanguard Mid Cap Index Admiral	Mid-Cap Blend	36.29	23.70	40.00	1.15	97.41	1.44	22.38
4 DFA US Small Cap I	Small Blend	40.36	18.25	41.40	0.62	97.70	1.66	2.60

Non-US Stock Funds

Fund	Category	Super Sectors %			Regional Exposure %			Market Maturity %		
		Cyclical	Defensive	Sensitive	Americas	Greater Asia	Greater Europe	Developed	EM%	Avg Mkt Cap M\$
1 American Funds Intl Gr and Inc R6	Foreign Large Blend	37.80	26.38	35.82	14.47	28.83	56.70	85.71	14.29	45.50

Fixed Income Funds

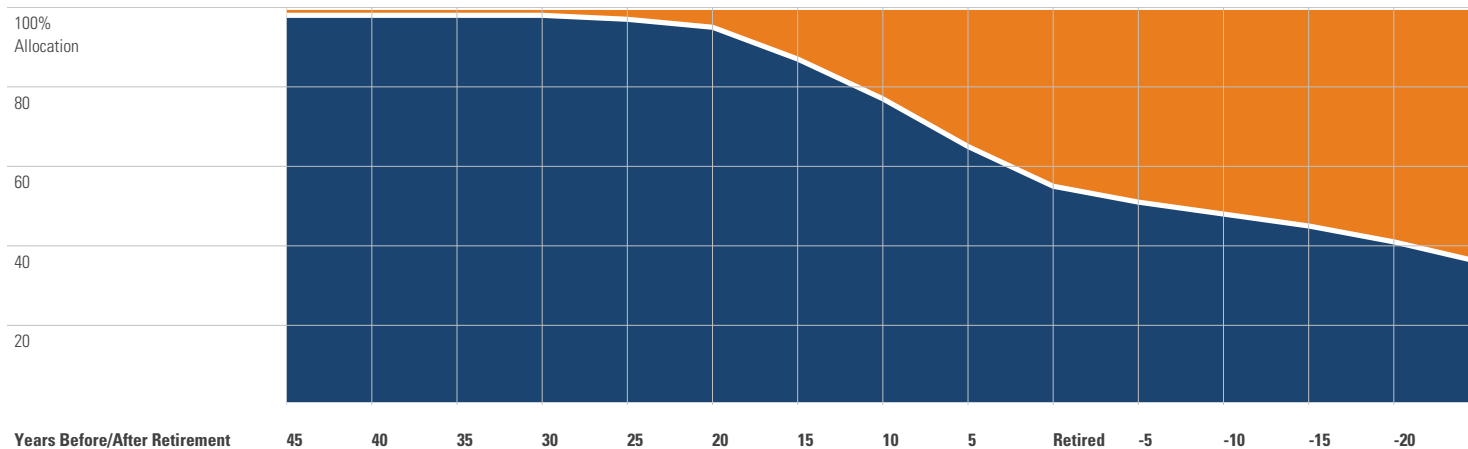
Fund	Category	Super Sectors %				Other Stats		Credit Quality %		
		US Govt Debt	Mtg	US Credit	Non US	Avg Eff Duration	Inv Grade	Below Inv Grade	NR/NA	
1 Vanguard Inflation-Protected Secs Adm	Inflation-Protected Bond	95.86	0.00	0.00	0.00	6.54	95.88	0.00	4.12	
2 Baird Aggregate Bond Inst	Intermediate-Term Bond	25.92	25.01	47.20	0.00	6.17	99.70	0.30	0.00	
3 Federated Hermes Govt Ultrashort R6	Ultrashort Bond	7.01	31.43	0.00	0.00	0.30	100.00	0.00	0.00	

RIVER CITY MEDICAL GROUP 401K

Target Date Analysis (Data as of 12-31-2022)

Target Date Allocation

● Stocks ● Cash ● Bonds ● Other



Target Date Portfolio Data

Asset Allocation %

	Total Stock	US Stock	Non-US Stock	Total Bond	Infl Prot Bond	HY Bond	Cash	Other	Avg Mkt Cap \$M
T. Rowe Price Retirement 2010 I	43.30	28.14	15.16	47.11	18.73	6.82	9.08	0.52	61.33
T. Rowe Price Retirement 2015 I	46.19	29.92	16.27	44.31	17.20	6.54	9.00	0.50	61.24
T. Rowe Price Retirement 2020 I	49.59	32.35	17.24	41.11	15.69	6.17	8.82	0.50	61.41
T. Rowe Price Retirement 2025 I	56.31	36.42	19.89	34.23	12.37	5.02	9.02	0.43	61.20
T. Rowe Price Retirement 2030 I	66.92	43.21	23.71	23.90	5.72	3.36	8.82	0.36	61.29
T. Rowe Price Retirement 2035 I	77.56	50.11	27.45	14.21	1.46	1.69	7.97	0.26	61.34
T. Rowe Price Retirement 2040 I	86.32	56.01	30.31	6.29	1.05	0.46	7.20	0.19	61.41
T. Rowe Price Retirement 2045 I	91.21	59.26	31.95	2.11	0.55	0.02	6.55	0.14	61.38
T. Rowe Price Retirement 2050 I	92.67	60.23	32.44	0.89	0.40	0.01	6.30	0.14	61.57
T. Rowe Price Retirement 2055 I	93.10	60.62	32.48	0.89	0.42	0.01	5.86	0.13	61.61
T. Rowe Price Retirement 2060 I	93.13	60.62	32.51	0.90	0.42	0.01	5.83	0.13	61.62