

THE REGAL PRESS INC EMPLOYEE 401K

Screens Summary (Data as of 12-31-2022)

🚫 Fund Removed from Approved List ⚠️ Fund on Watch List

Name	Ticker	Asset Class	Trailing Performance and Risk				Management			Style		Expense		ESG Metrics				
			1 Yr	3 Yr	5 Yr	10 Yr	Pass/ Fail	Std Dev 3 Yr %	Beta 3 Yr %	Tenure	Pass/ Fail	Style Box	Pass/ Fail	Exp Ratio	Sustain. Rating	Commit. Level	Carbon Risk	
US Stock																		
American Funds Invmt Co of Amer R6	RICGX	Large Blend	-15.26	6.87	7.41	11.28	✔️	19.53	0.91	30.85	✔️	🇺🇸	✔️	0.27	✔️	1	-	Low Risk
percentile rank			31	61	76	63												
# of funds in category			1,379	1,247	1,137	837												
<hr/>																		
Vanguard 500 Index Admiral	VFIAX	Large Blend Index	-18.15	7.62	9.39	12.52	✔️	21.17	1.00	6.68	✔️	🇺🇸	✔️	0.04	✔️	3	1-Low	Low Risk
percentile rank			52	33	25	13												
# of funds in category			1,379	1,247	1,137	837												
<hr/>																		
American Funds Growth Fund of Amer R6	RGAGX	Large Growth	-30.49	4.78	7.57	11.93	✔️	22.77	0.94	29.18	✔️	🇺🇸	✔️	0.30	✔️	1	1-Low	Low Risk
percentile rank			54	59	66	49												
# of funds in category			1,237	1,133	1,056	807												
<hr/>																		
American Funds Washington Mutual R6	RWMGX	Large Value	-8.18	8.55	9.41	12.25	✔️	19.43	0.89	25.52	✔️	🇺🇸	✖️	0.26	✔️	2	1-Low	Low Risk
percentile rank			5	16	22	26												
# of funds in category			1,379	1,247	1,137	837												
<hr/>																		
Vanguard Mid-Cap Growth Index Admiral	VMGMX	Mid-Cap Growth	-28.84	4.86	7.81	10.90	✔️	24.98	1.00	9.86	✔️	🇺🇸	✔️	0.07	✔️	3	1-Low	Medium Risk
percentile rank			64	42	40	45												
# of funds in category			592	540	505	395												
<hr/>																		
Allspring Special Mid Cap Value R6	WFPRX	Mid-Cap Value	-4.50	8.33	8.45	-	✔️	23.90	0.95	13.95	✔️	🇺🇸	✔️	0.70	✔️	3	-	Medium Risk
percentile rank			20	24	8	-												
# of funds in category			407	395	374	274												
<hr/>																		
Vanguard Small Cap Growth Index Admiral	VSGAX	Small Growth	-28.39	0.79	5.10	9.27	✔️	25.67	0.95	18.01	✔️	🇺🇸	✖️	0.07	✔️	4	1-Low	Medium Risk
percentile rank			55	80	71	72												
# of funds in category			604	576	534	405												
<hr/>																		
Delaware Small Cap Value R6	DVZRX	Small Value	-12.06	5.37	4.46	-	✔️	27.96	0.99	10.51	✔️	🇺🇸	✔️	0.69	✔️	3	-	Medium Risk
percentile rank			63	68	57	-												
# of funds in category			483	455	428	324												
<hr/>																		
Non-US Stock																		
Vanguard Emerging Mkts Stock Idx Adm	VEMAX	Diversified Emerging Mkts	-17.78	-1.50	-0.36	1.55	✔️	20.04	0.96	14.35	✔️	🇺🇸	✔️	0.14	✔️	2	1-Low	Medium Risk
percentile rank			32	38	30	43												
# of funds in category			820	736	652	397												
<hr/>																		
Vanguard Developed Markets Index Admiral	VTMGX	Foreign Large Blend Index	-15.32	1.33	1.67	4.92	✔️	21.45	1.08	9.86	✔️	🇺🇸	✔️	0.07	✔️	2	1-Low	Low Risk
percentile rank			47	28	35	20												
# of funds in category			763	723	630	440												
<hr/>																		
Invesco Oppenheimer International Gr R6	OIGIX	Foreign Large Growth	-27.00	-0.28	0.68	4.60	✔️	22.86	1.05	26.79	✔️	🇺🇸	✔️	0.70	✔️	3	-	Low Risk
percentile rank			66	60	74	66												
# of funds in category			443	399	346	230												
<hr/>																		
Vanguard International Value Inv	VTRIX	Foreign Large Value	-11.66	1.30	1.36	4.31	✔️	21.95	1.04	12.60	✔️	🇺🇸	✔️	0.36	✔️	2	-	Medium Risk
percentile rank			75	40	27	25												
# of funds in category			356	326	303	180												
<hr/>																		
⚠️ Invesco Global R6	OGLIX	Global Stock	-31.89	0.33	2.98	8.06	✔️	24.77	1.19	5.76	✔️	—	✔️	0.66	✔️	4	1-Low	Low Risk
percentile rank			75	80	87	65												
# of funds in category			366	309	272	179												

THE REGAL PRESS INC EMPLOYEE 401K

Screens Summary (Data as of 12-31-2022)

⊖ Fund Removed from Approved List ⚠ Fund on Watch List

Name	Ticker	Asset Class	Trailing Performance and Risk				Management			Style		Expense		ESG Metrics				
			1 Yr	3 Yr	5 Yr	10 Yr	Pass/ Fail	Std Dev 3 Yr %	Beta 3 Yr %	Tenure	Pass/ Fail	Style Box	Pass/ Fail	Exp Ratio	Sustain. Rating	Commit. Level	Carbon Risk	
Alternative																		
PIMCO Commodity Real Ret Strat Instl	PCRIX	Commodities Broad Basket	8.85	13.57	7.23	-1.44	✓	22.31	1.17	4.17	✓	—	—	0.76	✓	3	—	—
<i>percentile rank</i>			91	49	36	71												
<i># of funds in category</i>			114	109	91	65									12-31-2022	—	—	
Vanguard Real Estate Index Admiral	VGSLX	Real Estate	-26.20	-0.41	3.68	6.42	✓	22.84	0.96	26.65	✓	—	✓	0.12	✓	3	1-Low	Low Risk
<i>percentile rank</i>			61	57	50	34												
<i># of funds in category</i>			257	238	214	155									12-31-2022	02-15-2022	12-31-2022	
Fixed Income																		
⚠ Western Asset Core Plus Bond IS	WAPSX	Core Plus Bond	-18.83	-4.45	-0.70	1.58	✓	9.06	1.45	16.01	✓	—	—	0.42	✓	2	—	—
<i>percentile rank</i>			99	96	89	25												
<i># of funds in category</i>			623	565	513	370									12-31-2022	—	—	
PIMCO International Bond (USD-Hdg) Instl	PFORX	Global Bond	-9.84	-2.00	0.72	2.61	✓	4.88	0.64	8.27	✓	—	—	0.51	✓	3	—	—
<i>percentile rank</i>			14	13	5	1												
<i># of funds in category</i>			130	112	98	59									12-31-2022	—	—	
Vanguard High-Yield Corporate Adm	VWEAX	High Yield Bond	-8.97	-0.15	2.31	3.75	✓	10.27	0.90	14.89	✓	—	—	0.13	✓	—	—	—
<i>percentile rank</i>			27	44	26	23												
<i># of funds in category</i>			687	630	584	417												
Vanguard Inflation-Protected Secs Adm	VAIPX	Inflation-Protected Bond	-11.89	1.09	1.96	1.00	✓	6.84	0.97	1.15	✖	—	—	0.10	✓	3	—	—
<i>percentile rank</i>			54	53	52	43												
<i># of funds in category</i>			217	204	195	138									12-31-2022	—	—	
Baird Aggregate Bond Inst	BAGIX	Intermediate-Term Bond	-13.35	-2.48	0.25	1.49	✓	6.23	1.05	22.27	✓	☒	—	0.30	✓	3	1-Low	—
<i>percentile rank</i>			49	31	22	9												
<i># of funds in category</i>			471	423	389	289									12-31-2022	02-15-2022	—	
Lincoln Stable Value Account -LNGPA		Stable Value	—	—	—	—	—	—	—	39.69	✓	—	—	—	—	—	—	—
<i>percentile rank</i>			—	—	—	—												
<i># of funds in category</i>			42	—	—	—												
Federated Hermes Govt Ultrashort R6	FGULX	Ultrashort Bond	0.45	0.63	1.19	—	✓	0.59	0.06	25.49	✓	—	—	0.24	✓	—	—	—
<i>percentile rank</i>			38	44	60	—												
<i># of funds in category</i>			237	218	180	107												
Target Date																		
BlackRock LifePath® Index 2025 K	LIBKX	Target Date	-15.77	1.04	3.17	5.57	✓	12.39	0.90	11.59	✓	—	✓	0.09	✓	3	1-Low	Low Risk
<i>percentile rank</i>			61	71	62	63												
<i># of funds in category</i>			239	214	185	117									12-31-2022	04-07-2022	09-30-2022	
BlackRock LifePath® Index 2030 K	LINKX	Target Date	-16.41	1.73	3.78	6.29	✓	14.42	0.94	11.59	✓	—	✓	0.09	✓	3	1-Low	Low Risk
<i>percentile rank</i>			48	68	53	62												
<i># of funds in category</i>			241	214	185	110									12-31-2022	04-07-2022	12-31-2022	
BlackRock LifePath® Index 2035 K	LJJKX	Target Date	-17.07	2.40	4.35	6.96	✓	16.32	0.96	11.59	✓	—	✓	0.09	✓	4	1-Low	Low Risk
<i>percentile rank</i>			45	64	46	58												
<i># of funds in category</i>			232	207	182	114									12-31-2022	04-07-2022	12-31-2022	

THE REGAL PRESS INC EMPLOYEE 401K

Screens Summary (Data as of 12-31-2022)

⊖ Fund Removed from Approved List ⚠ Fund on Watch List

Name	Ticker	Asset Class	Trailing Performance and Risk				Management			Style		Expense		ESG Metrics					
			1 Yr	3 Yr	5 Yr	10 Yr	Pass/ Fail	Std Dev 3 Yr %	Beta 3 Yr %	Tenure	Pass/ Fail	Style Box	Pass/ Fail	Exp Ratio	Pass/ Fail	Sustain. Rating	Commit. Level	Carbon Risk	
																	Updated	Updated	Updated
BlackRock LifePath® Index 2040 K	LIKXX	Target Date	-17.65	2.93	4.84	7.56	✔	18.10	0.99	11.59	✔	—	✔	0.09	✔	4	1-Low	Low Risk	
<i>percentile rank</i>			45	63	33	48													
<i># of funds in category</i>			236	208	185	110									12-31-2022	04-07-2022	12-31-2022		
BlackRock LifePath® Index 2045 K	LHKX	Target Date	-18.05	3.44	5.27	8.05	✔	19.51	1.01	11.59	✔	—	✔	0.09	✔	4	1-Low	Low Risk	
<i>percentile rank</i>			45	53	26	36													
<i># of funds in category</i>			232	207	182	113									12-31-2022	04-07-2022	12-31-2022		
BlackRock LifePath® Index 2050 K	LIPKX	Target Date	-18.33	3.72	5.45	8.32	✔	20.18	1.03	11.59	✔	—	✔	0.09	✔	4	1-Low	Low Risk	
<i>percentile rank</i>			53	41	19	24													
<i># of funds in category</i>			233	208	185	109									12-31-2022	04-07-2022	12-31-2022		
BlackRock LifePath® Index 2055 K	LIVKX	Target Date	-18.33	3.75	5.48	8.49	✔	20.27	1.03	11.59	✔	—	✔	0.09	✔	4	1-Low	Low Risk	
<i>percentile rank</i>			50	40	17	13													
<i># of funds in category</i>			230	205	182	95									12-31-2022	04-07-2022	12-31-2022		
BlackRock LifePath® Index 2060 K	LIZKX	Target Date	-18.32	3.74	5.48	—	✔	20.29	1.46	6.84	✔	—	✔	0.09	✔	3	1-Low	Low Risk	
<i>percentile rank</i>			50	46	18	—													
<i># of funds in category</i>			228	198	171	1									12-31-2022	04-07-2022	12-31-2022		
BlackRock LifePath® Index 2065 K	LIWKX	Target Date	-18.32	3.89	—	—	✔	19.99	1.44	3.17	✔	—	✔	0.09	✔	4	1-Low	Low Risk	
<i>percentile rank</i>			41	34	—	—													
<i># of funds in category</i>			176	64	15	—									12-31-2022	04-07-2022	12-31-2022		
BlackRock LifePath® Index Retire K	LIRKX	Target Date	-15.20	0.58	2.62	4.24	✔	10.68	1.10	11.59	✔	—	✔	0.09	✔	3	1-Low	—	
<i>percentile rank</i>			87	22	18	6													
<i># of funds in category</i>			178	161	142	96									12-31-2022	04-07-2022	—		

Balanced

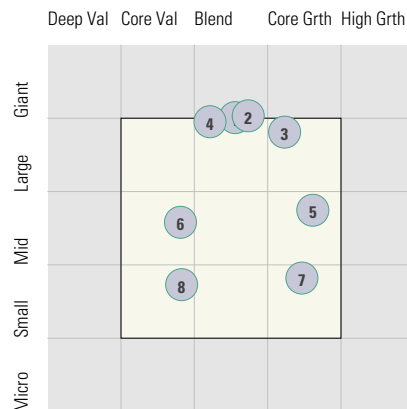
Vanguard LifeStrategy Cnsvr Gr Inv	VSCGX	Target Risk	-14.99	0.18	2.45	4.44	✔	10.44	1.02	0.85	✖	—	✔	0.12	✔	3	1-Low	—
<i>percentile rank</i>			78	68	45	31												
<i># of funds in category</i>			467	433	406	300									12-31-2022	02-15-2022	—	
Vanguard LifeStrategy Growth Inv	VASGX	Target Risk	-17.09	3.06	4.64	7.60	✔	17.09	1.02	0.85	✖	—	✔	0.14	✔	3	1-Low	Low Risk
<i>percentile rank</i>			63	60	43	34												
<i># of funds in category</i>			322	296	279	224									12-31-2022	02-15-2022	12-31-2022	
Vanguard LifeStrategy Income Inv	VASIX	Target Risk	-13.93	-1.45	1.20	2.77	✔	7.50	0.99	0.85	✖	—	✔	0.11	✔	4	1-Low	—
<i>percentile rank</i>			85	84	64	42												
<i># of funds in category</i>			142	128	125	90									12-31-2022	02-15-2022	—	
Vanguard LifeStrategy Moderate Gr Inv	VSMGX	Target Risk	-16.00	1.65	3.58	6.05	✔	13.71	0.99	0.85	✖	—	✔	0.13	✔	3	1-Low	Low Risk
<i>percentile rank</i>			66	79	64	55												
<i># of funds in category</i>			758	698	658	495									12-31-2022	02-15-2022	12-31-2022	

THE REGAL PRESS INC EMPLOYEE 401K

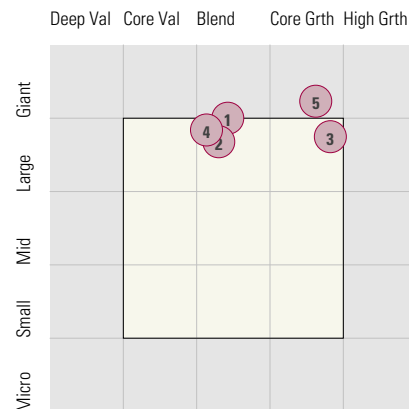
Style Analysis (Data as of 12-31-2022)

Style Analysis

Morningstar Style Box US Stock



Morningstar Style Box Non-US Stock



US Stock Funds

	Category	Super Sectors %			Asset Allocation %			Avg Mkt Cap M\$	
		Cyclical	Defensive	Sensitive	Cash	US Stock	Foreign		
1	American Funds Invmt Co of Amer R6	Large Blend	25.76	28.02	46.22	5.72	82.37	11.44	138.42
2	Vanguard 500 Index Admiral	Large Blend Index	28.67	26.71	44.61	0.33	98.54	1.12	161.35
3	American Funds Growth Fund of Amer R6	Large Growth	29.80	22.23	47.96	8.62	79.13	11.64	99.09
4	American Funds Washington Mutual R6	Large Value	26.35	34.24	39.41	4.25	87.59	7.90	134.77
5	Vanguard Mid-Cap Growth Index Admiral	Mid-Cap Growth	27.75	17.64	54.62	0.66	98.09	1.25	23.11
6	Allspring Special Mid Cap Value R6	Mid-Cap Value	42.80	22.17	35.02	3.77	92.42	3.81	17.62
7	Vanguard Small Cap Growth Index Admiral	Small Growth	24.85	25.72	49.44	1.98	97.36	0.66	4.85
8	Delaware Small Cap Value R6	Small Value	51.11	10.20	38.70	2.23	95.63	2.14	4.23

Non-US Stock Funds

	Category	Super Sectors %			Regional Exposure %			Market Maturity %			
		Cyclical	Defensive	Sensitive	Americas	Greater Asia	Greater Europe	Developed	EM%	Avg Mkt Cap M\$	
1	Vanguard Emerging Mkts Stock Idx Adm	Diversified Emerging Mkts	47.33	15.11	37.56	9.72	75.93	14.35	21.09	78.91	20.09
2	Vanguard Developed Markets Index Admiral	Foreign Large Blend Index	41.39	22.98	35.64	10.76	36.24	53.00	99.43	0.57	27.03
3	Invesco Oppenheimer International Gr R6	Foreign Large Growth	33.65	28.72	37.63	14.64	18.08	67.29	94.34	5.66	37.31
4	Vanguard International Value Inv	Foreign Large Value	43.79	16.66	39.54	9.51	40.34	50.14	79.78	20.22	28.83
5	Invesco Global R6	Global Stock	31.17	12.28	56.56	53.21	18.50	28.28	87.72	12.28	116.48

Fixed Income Funds

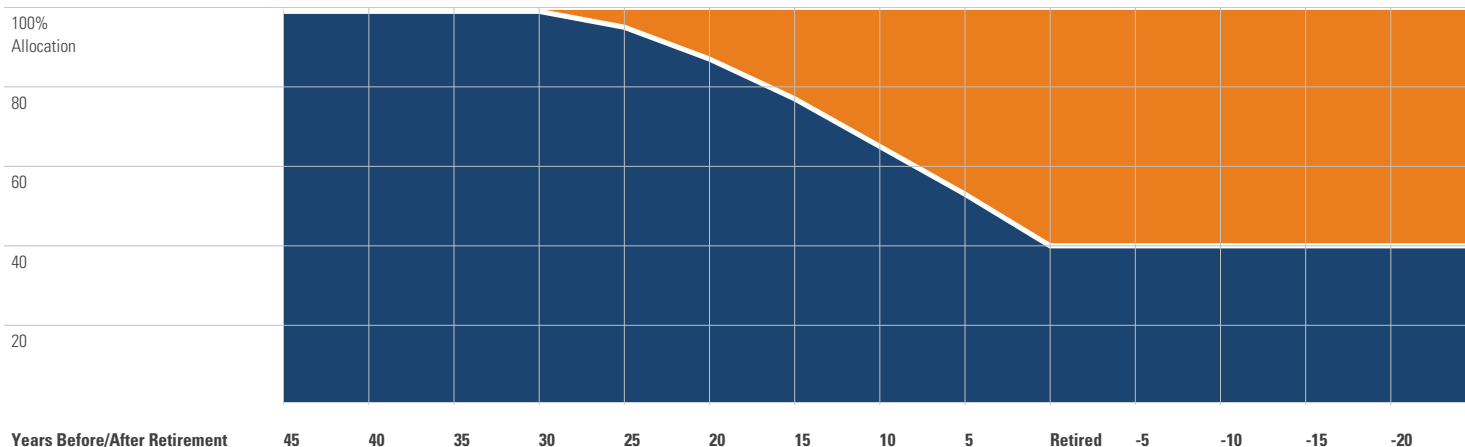
	Category	Super Sectors %				Avg Eff Duration	Credit Quality %			
		US Govt Debt	Mtg	US Credit	Non US		Inv Grade	Below Inv Grade	NR/NA	
1	Western Asset Core Plus Bond IS	Core Plus Bond	15.65	15.77	36.10	0.00	7.66	90.71	11.64	-2.36
2	PIMCO International Bond (USD-Hdg) Instl	Global Bond	40.62	2.82	6.35	0.00	6.67	94.31	5.70	0.00
3	Vanguard High-Yield Corporate Adm	High Yield Bond	5.10	0.00	85.52	0.00	3.94	13.62	86.14	0.24
4	Vanguard Inflation-Protected Secs Adm	Inflation-Protected Bond	95.86	0.00	0.00	0.00	6.54	95.88	0.00	4.12
5	Baird Aggregate Bond Inst	Intermediate-Term Bond	25.92	25.01	47.20	0.00	6.17	99.70	0.30	0.00
6	Lincoln Stable Value Account -LNGPA	Stable Value	-	-	-	0.00	-	0.00	0.00	-
7	Federated Hermes Govt Ultrashort R6	Ultrashort Bond	7.01	31.43	0.00	0.00	0.30	100.00	0.00	0.00

THE REGAL PRESS INC EMPLOYEE 401K

Target Date Analysis (Data as of 12-31-2022)

Target Date Allocation

● Stocks ● Cash ● Bonds ● Other



Target Date Portfolio Data

Asset Allocation %

	Total Stock	US Stock	Non-US Stock	Total Bond	Infl Prot Bond	HY Bond	Cash	Other	Avg Mkt Cap \$M
BlackRock LifePath® Index 2025 K	45.57	28.45	17.12	53.07	14.22	1.53	1.32	0.05	49.73
BlackRock LifePath® Index 2030 K	58.01	36.12	21.89	40.84	16.27	0.94	1.08	0.06	54.48
BlackRock LifePath® Index 2035 K	69.62	43.27	26.35	29.47	18.27	0.53	0.85	0.06	57.36
BlackRock LifePath® Index 2040 K	80.43	49.91	30.52	18.39	20.87	0.25	1.11	0.07	59.99
BlackRock LifePath® Index 2045 K	90.66	56.28	34.38	8.77	24.22	0.09	0.48	0.09	60.68
BlackRock LifePath® Index 2050 K	96.82	60.05	36.77	2.74	23.33	0.00	0.36	0.09	60.79
BlackRock LifePath® Index 2055 K	98.44	61.05	37.39	1.00	12.23	0.01	0.47	0.09	60.85
BlackRock LifePath® Index 2060 K	98.50	61.02	37.48	1.01	7.53	0.01	0.40	0.09	60.78
BlackRock LifePath® Index 2065 K	98.21	60.74	37.47	1.04	0.00	0.01	0.68	0.09	60.71
BlackRock LifePath® Index Retire K	39.70	24.94	14.76	58.79	13.37	1.82	1.46	0.05	46.47