

RHODE ISLAND CONSTRUCTION MGMT

Screens Summary (Data as of 12-31-2022)

🔴 Fund Removed from Approved List ⚠️ Fund on Watch List

Name	Ticker	Asset Class	Trailing Performance and Risk				Management			Style		Expense		ESG Metrics				
			1 Yr	3 Yr	5 Yr	10 Yr	Pass/ Fail	Std Dev 3 Yr %	Beta 3 Yr %	Tenure	Pass/ Fail	Style Box	Pass/ Fail	Exp Ratio	Sustain. Rating	Commit. Level	Carbon Risk	
US Stock																		
American Funds Invmt Co of Amer R6	RICGX	Large Blend	-15.26	6.87	7.41	11.28	✔️	19.53	0.91	30.85	✔️	🇺🇸	✔️	0.27	✔️	1	–	Low Risk
<i>percentile rank</i>			31	61	76	63												
<i># of funds in category</i>			1,379	1,247	1,137	837												
<hr/>																		
Vanguard 500 Index Admiral	VFIAX	Large Blend Index	-18.15	7.62	9.39	12.52	✔️	21.17	1.00	6.68	✔️	🇺🇸	✔️	0.04	✔️	3	1-Low	Low Risk
<i>percentile rank</i>			52	33	25	13												
<i># of funds in category</i>			1,379	1,247	1,137	837												
<hr/>																		
American Funds Growth Fund of Amer R6	RGAGX	Large Growth	-30.49	4.78	7.57	11.93	✔️	22.77	0.94	29.18	✔️	🇺🇸	✔️	0.30	✔️	1	1-Low	Low Risk
<i>percentile rank</i>			54	59	66	49												
<i># of funds in category</i>			1,237	1,133	1,056	807												
<hr/>																		
⚠️ Vanguard Equity-Income Adm	VEIRX	Large Value	0.00	9.02	8.91	11.79	✔️	19.29	0.88	1.84	❌	🇺🇸	✔️	0.19	✔️	2	–	Medium Risk
<i>percentile rank</i>			11	16	13	10												
<i># of funds in category</i>			1,233	1,161	1,105	825												
<hr/>																		
Vanguard Mid-Cap Growth Index Admiral	VMGMX	Mid-Cap Growth	-28.84	4.86	7.81	10.90	✔️	24.98	1.00	9.86	✔️	🇺🇸	✔️	0.07	✔️	3	1-Low	Medium Risk
<i>percentile rank</i>			64	42	40	45												
<i># of funds in category</i>			592	540	505	395												
<hr/>																		
Vanguard Selected Value Inv	VASVX	Mid-Cap Value	-7.44	7.77	5.41	10.15	✔️	28.87	1.14	17.86	✔️	🇺🇸	✔️	0.32	✔️	3	–	Medium Risk
<i>percentile rank</i>			45	37	63	37												
<i># of funds in category</i>			407	395	374	274												
<hr/>																		
Vanguard Small Cap Growth Index Admiral	VSGAX	Small Growth	-28.39	0.79	5.10	9.27	✔️	25.67	0.95	18.01	✔️	🇺🇸	❌	0.07	✔️	4	1-Low	Medium Risk
<i>percentile rank</i>			55	80	71	72												
<i># of funds in category</i>			604	576	534	405												
<hr/>																		
Vanguard Small Cap Value Index Admiral	VSIAX	Small Value	-9.31	7.13	5.79	10.28	✔️	26.84	0.96	6.68	✔️	🇺🇸	✔️	0.07	✔️	4	1-Low	Medium Risk
<i>percentile rank</i>			37	41	28	13												
<i># of funds in category</i>			483	455	428	324												
<hr/>																		
Non-US Stock																		
American Funds New World R6	RNWGX	Diversified Emerging Mkts	-21.75	1.01	3.04	4.98	✔️	20.37	0.90	23.56	✔️	🇺🇸	✔️	0.57	✔️	3	1-Low	Medium Risk
<i>percentile rank</i>			58	17	3	2												
<i># of funds in category</i>			820	736	652	397												
<hr/>																		
Vanguard Developed Markets Index Admiral	VTMGX	Foreign Large Blend Index	-15.32	1.33	1.67	4.92	✔️	21.45	1.08	9.86	✔️	🇺🇸	✔️	0.07	✔️	2	1-Low	Low Risk
<i>percentile rank</i>			47	28	35	20												
<i># of funds in category</i>			763	723	630	440												
<hr/>																		
Invesco Oppenheimer International Gr R6	OIGIX	Foreign Large Growth	-27.00	-0.28	0.68	4.60	✔️	22.86	1.05	26.79	✔️	🇺🇸	✔️	0.70	✔️	3	–	Low Risk
<i>percentile rank</i>			66	60	74	66												
<i># of funds in category</i>			443	399	346	230												
<hr/>																		
DFA International Value I	DFIVX	Foreign Large Value	-3.48	3.88	1.36	4.61	✔️	24.88	1.15	12.85	✔️	🇺🇸	✔️	0.29	✔️	1	–	Medium Risk
<i>percentile rank</i>			10	8	26	15												
<i># of funds in category</i>			356	326	303	180												
<hr/>																		
American Funds Capital World Gr&Inc R6	RWIGX	Global Stock	-17.01	3.43	4.61	7.94	✔️	19.70	0.96	16.92	✔️	—	✔️	0.42	✔️	2	1-Low	Low Risk
<i>percentile rank</i>			44	60	60	54												
<i># of funds in category</i>			370	340	290	180												

RHODE ISLAND CONSTRUCTION MGMT


Screens Summary (Data as of 12-31-2022)

🔴 Fund Removed from Approved List ⚠️ Fund on Watch List

Name	Ticker	Asset Class	Trailing Performance and Risk				Management			Style			Expense			ESG Metrics			
			1 Yr	3 Yr	5 Yr	10 Yr	Pass/ Fail	Std Dev 3 Yr %	Beta 3 Yr %	Tenure	Pass/ Fail	Style Box	Pass/ Fail	Exp Ratio	Pass/ Fail	Sustain. Rating	Commit. Level	Carbon Risk	
																	Updated	Updated	Updated
Alternative																			
PIMCO Commodity Real Ret Strat Instl	PCRIX	Commodities Broad Basket	8.85	13.57	7.23	-1.44	✔️	22.31	1.17	4.17	✔️	—	—	0.76	✔️	3	—	—	
<i>percentile rank</i>			91	49	36	71													
<i># of funds in category</i>			114	109	91	65									12-31-2022	—	—		
DFA Global Real Estate Securities Port	DFGEX	Global Real Estate	-23.83	-2.37	2.42	5.13	✔️	22.83	0.97	12.85	✔️	📊	✔️	0.24	✔️	4	—	Low Risk	
<i>percentile rank</i>			22	21	15	9													
<i># of funds in category</i>			193	186	175	111									12-31-2022	—	12-31-2022		
Fixed Income																			
Loomis Sayles Global Bond N	LSGNX	Global Bond	-17.13	-3.62	-1.37	—	✔️	8.84	0.94	22.35	✔️	—	—	0.64	✔️	2	—	—	
<i>percentile rank</i>			70	37	32	—													
<i># of funds in category</i>			202	193	174	139									12-31-2022	—	—		
Eaton Vance Income Fund of Boston R6	EIBRX	High Yield Bond	-7.84	0.88	2.62	—	✔️	10.30	0.91	8.16	✔️	—	—	0.66	✔️	—	—	—	
<i>percentile rank</i>			20	22	17	—													
<i># of funds in category</i>			687	630	584	417									—	—	—		
Vanguard Inflation-Protected Secs Adm	VAIPX	Inflation-Protected Bond	-11.89	1.09	1.96	1.00	✔️	6.84	0.97	1.15	❌	—	—	0.10	✔️	3	—	—	
<i>percentile rank</i>			54	53	52	43													
<i># of funds in category</i>			217	204	195	138									12-31-2022	—	—		
Baird Aggregate Bond Inst	BAGIX	Intermediate-Term Bond	-13.35	-2.48	0.25	1.49	✔️	6.23	1.05	22.27	✔️	📊	—	0.30	✔️	3	1-Low	—	
<i>percentile rank</i>			49	31	22	9													
<i># of funds in category</i>			471	423	389	289									12-31-2022	02-15-2022	—		
PIMCO Diversified Inc Instl	PDIIX	Multisector Bond	-13.76	-2.72	0.55	2.48	✔️	9.39	1.31	6.81	✔️	—	—	0.75	✔️	—	—	—	
<i>percentile rank</i>			90	84	65	38													
<i># of funds in category</i>			344	295	258	152									—	—	—		
Lincoln Stable Value Account -LNGPA		Stable Value	—	—	—	—	—	—	—	39.69	✔️	—	—	—	—	—	—	—	
<i>percentile rank</i>			—	—	—	—													
<i># of funds in category</i>			42	—	—	—									—	—	—		
PIMCO Short-Term Instl	PTSHX	Ultrashort Bond	-0.33	0.80	1.32	1.48	✔️	2.44	0.10	12.01	✔️	—	—	0.45	✔️	3	—	—	
<i>percentile rank</i>			59	27	42	7													
<i># of funds in category</i>			237	218	180	107									12-31-2022	—	—		
Target Date																			
American Funds 2010 Trgt Date Retire R6	RFTTX	Target Date	-9.15	2.76	3.80	5.47	✔️	9.40	0.88	11.01	✔️	—	✔️	0.28	✔️	2	—	—	
<i>percentile rank</i>			1	1	1	1													
<i># of funds in category</i>			128	113	82	50									12-31-2022	—	—		
American Funds 2015 Trgt Date Retire R6	RFJTX	Target Date	-10.25	2.86	4.00	5.96	✔️	10.26	0.88	11.01	✔️	—	✔️	0.30	✔️	2	—	—	
<i>percentile rank</i>			1	1	1	1													
<i># of funds in category</i>			125	115	95	43									12-31-2022	—	—		
American Funds 2020 Trgt Date Retire R6	RRCTX	Target Date	-11.01	3.00	4.21	6.55	✔️	10.77	0.84	11.01	✔️	—	✔️	0.30	✔️	2	—	—	
<i>percentile rank</i>			1	1	1	1													
<i># of funds in category</i>			153	143	122	56									12-31-2022	—	—		

RHODE ISLAND CONSTRUCTION MGMT

Screens Summary (Data as of 12-31-2022)

 Fund Removed from Approved List
  Fund on Watch List

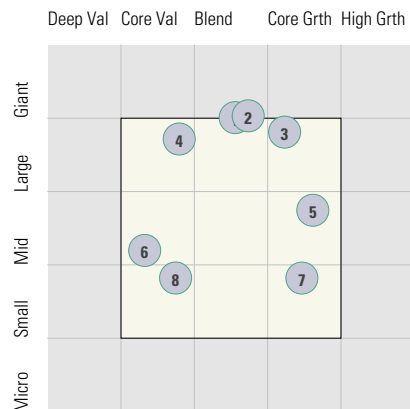
Name	Ticker	Asset Class	Trailing Performance and Risk				Management			Style		Expense		ESG Metrics				
			1 Yr	3 Yr	5 Yr	10 Yr	Pass/ Fail	Std Dev 3 Yr %	Beta 3 Yr %	Tenure	Pass/ Fail	Style Box	Pass/ Fail	Exp Ratio	Pass/ Fail	Sustain. Rating	Commit. Level	Carbon Risk
														Updated	Updated	Updated		
American Funds 2025 Trgt Date Retire R6	RFDTX	Target Date	-12.74	3.40	4.69	7.48	✓	12.08	0.87	11.01	✓	—	✓	0.32	✓	2	—	Low Risk
<i>percentile rank</i>			8	1	1	1												
<i># of funds in category</i>			239	214	185	117									12-31-2022	—	06-30-2022	
American Funds 2030 Trgt Date Retire R6	RFETX	Target Date	-14.50	3.67	5.09	8.25	✓	13.86	0.90	11.01	✓	—	✓	0.33	✓	3	—	Low Risk
<i>percentile rank</i>			19	1	1	1												
<i># of funds in category</i>			241	214	185	110									12-31-2022	—	12-31-2022	
American Funds 2035 Trgt Date Retire R6	RFFTX	Target Date	-16.24	4.39	5.88	8.96	✓	16.21	0.95	11.01	✓	—	✓	0.35	✓	3	—	Low Risk
<i>percentile rank</i>			24	1	1	1												
<i># of funds in category</i>			232	207	182	114									12-31-2022	—	12-31-2022	
American Funds 2040 Trgt Date Retire R6	RFGTK	Target Date	-17.55	4.59	6.10	9.23	✓	17.62	0.96	11.01	✓	—	✓	0.36	✓	2	—	Low Risk
<i>percentile rank</i>			43	1	1	1												
<i># of funds in category</i>			236	208	185	110									12-31-2022	—	12-31-2022	
American Funds 2045 Trgt Date Retire R6	RFHTX	Target Date	-18.18	4.55	6.11	9.29	✓	18.05	0.93	11.01	✓	—	✓	0.37	✓	2	—	Low Risk
<i>percentile rank</i>			52	6	1	1												
<i># of funds in category</i>			232	207	182	113									12-31-2022	—	12-31-2022	
American Funds 2050 Trgt Date Retire R6	RFITX	Target Date	-18.89	4.34	6.04	9.28	✓	18.35	0.93	11.01	✓	—	✓	0.38	✓	2	—	Low Risk
<i>percentile rank</i>			71	7	1	1												
<i># of funds in category</i>			233	208	185	109									12-31-2022	—	12-31-2022	
American Funds 2055 Trgt Date Retire R6	RFKTX	Target Date	-19.50	4.07	5.87	9.19	✓	18.46	0.93	11.01	✓	—	✗	0.38	✓	2	—	Low Risk
<i>percentile rank</i>			89	19	4	1												
<i># of funds in category</i>			230	205	182	95									12-31-2022	—	12-31-2022	
American Funds 2060 Trgt Date Retire R6	RFUTX	Target Date	-19.66	3.99	5.82	—	✓	18.45	1.32	7.77	✓	—	✗	0.38	✓	2	—	Low Risk
<i>percentile rank</i>			93	29	11	—												
<i># of funds in category</i>			228	198	171	1									12-31-2022	—	12-31-2022	
American Funds 2065 Trgt Date Retire R6	RFVTX	Target Date	-19.64	—	—	—	—	—	—	3.00	✓	—	✗	0.38	✓	2	—	Low Risk
<i>percentile rank</i>			92	—	—	—												
<i># of funds in category</i>			176	64	15	—									12-31-2022	—	12-31-2022	
Balanced																		
Vanguard LifeStrategy Cnsvr Gr Inv	VSCGX	Target Risk	-14.99	0.18	2.45	4.44	✓	10.44	1.02	0.85	✗	—	✓	0.12	✓	3	1-Low	—
<i>percentile rank</i>			78	68	45	31												
<i># of funds in category</i>			467	433	406	300									12-31-2022	02-15-2022	—	
Vanguard LifeStrategy Growth Inv	VASGX	Target Risk	-17.09	3.06	4.64	7.60	✓	17.09	1.02	0.85	✗	—	✓	0.14	✓	3	1-Low	Low Risk
<i>percentile rank</i>			63	60	43	34												
<i># of funds in category</i>			322	296	279	224									12-31-2022	02-15-2022	12-31-2022	
Vanguard LifeStrategy Income Inv	VASIX	Target Risk	-13.93	-1.45	1.20	2.77	✓	7.50	0.99	0.85	✗	—	✓	0.11	✓	4	1-Low	—
<i>percentile rank</i>			85	84	64	42												
<i># of funds in category</i>			142	128	125	90									12-31-2022	02-15-2022	—	
Vanguard LifeStrategy Moderate Gr Inv	VSMGX	Target Risk	-16.00	1.65	3.58	6.05	✓	13.71	0.99	0.85	✗	—	✓	0.13	✓	3	1-Low	Low Risk
<i>percentile rank</i>			66	79	64	55												
<i># of funds in category</i>			758	698	658	495									12-31-2022	02-15-2022	12-31-2022	

RHODE ISLAND CONSTRUCTION MGMT

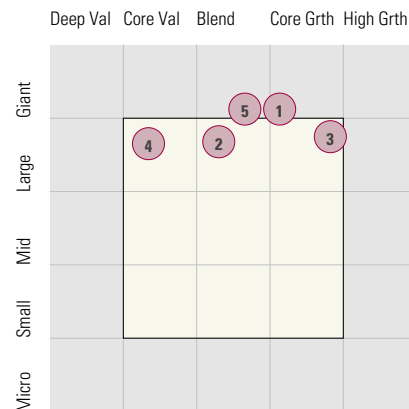
Style Analysis (Data as of 12-31-2022)

Style Analysis

Morningstar Style Box US Stock



Morningstar Style Box Non-US Stock



US Stock Funds

	Category	Super Sectors %			Asset Allocation %			Avg Mkt Cap M\$
		Cyclical	Defensive	Sensitive	Cash	US Stock	Foreign	
1	American Funds Invmt Co of Amer R6	25.76	28.02	46.22	5.72	82.37	11.44	138.42
2	Vanguard 500 Index Admiral	28.67	26.71	44.61	0.33	98.54	1.12	161.35
3	American Funds Growth Fund of Amer R6	29.80	22.23	47.96	8.62	79.13	11.64	99.09
4	Vanguard Equity-Income Adm	29.90	38.75	31.35	2.17	89.04	8.79	95.12
5	Vanguard Mid-Cap Growth Index Admiral	27.75	17.64	54.62	0.66	98.09	1.25	23.11
6	Vanguard Selected Value Inv	50.72	13.53	35.75	3.89	87.24	8.87	8.07
7	Vanguard Small Cap Growth Index Admiral	24.85	25.72	49.44	1.98	97.36	0.66	4.85
8	Vanguard Small Cap Value Index Admiral	50.02	15.31	34.67	0.65	98.65	0.70	4.90

Non-US Stock Funds

	Category	Super Sectors %			Regional Exposure %			Market Maturity %		
		Cyclical	Defensive	Sensitive	Americas	Greater Asia	Greater Europe	Developed	EM%	Avg Mkt Cap M\$
1	American Funds New World R6	40.45	23.60	35.96	36.28	39.06	24.67	60.61	39.39	52.53
2	Vanguard Developed Markets Index Admiral	41.39	22.98	35.64	10.76	36.24	53.00	99.43	0.57	27.03
3	Invesco Oppenheimer International Gr R6	33.65	28.72	37.63	14.64	18.08	67.29	94.34	5.66	37.31
4	DFA International Value I	57.27	11.11	31.63	9.86	31.28	58.86	99.51	0.49	29.32
5	American Funds Capital World Gr&Inc R6	31.28	27.78	40.94	56.46	18.25	25.29	91.05	8.95	88.68

Fixed Income Funds

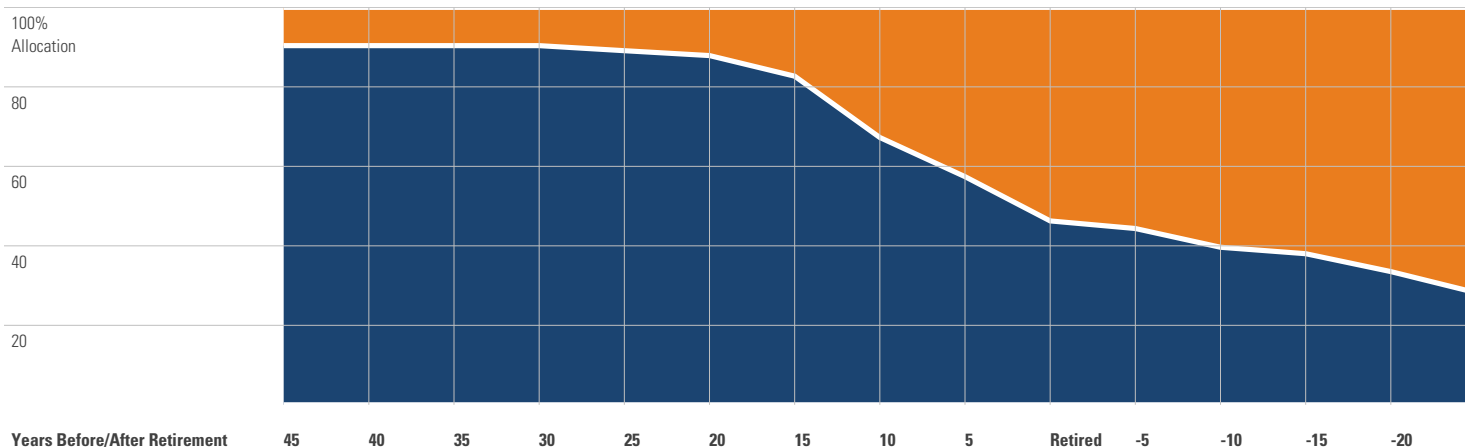
	Category	Super Sectors %				Other Stats	Credit Quality %		
		US Govt Debt	Mtg	US Credit	Non US		Avg Eff Duration	Inv Grade	Below Inv Grade
1	Loomis Sayles Global Bond N	65.83	10.26	19.87	0.00	6.36	95.21	4.79	0.01
2	Eaton Vance Income Fund of Boston R6	0.00	0.00	92.59	0.00	4.16	3.49	90.82	5.68
3	Vanguard Inflation-Protected Secs Adm	95.86	0.00	0.00	0.00	6.54	95.88	0.00	4.12
4	Baird Aggregate Bond Inst	25.92	25.01	47.20	0.00	6.17	99.70	0.30	0.00
5	PIMCO Diversified Inc Instl	30.54	0.17	32.89	0.00	4.95	65.30	34.71	0.00
6	Lincoln Stable Value Account -LNGPA	-	-	-	0.00	-	0.00	0.00	-
7	PIMCO Short-Term Instl	8.85	1.89	38.88	0.00	0.00	98.77	1.23	0.00

RHODE ISLAND CONSTRUCTION MGMT

Target Date Analysis (Data as of 12-31-2022)

Target Date Allocation

● Stocks ● Cash ● Bonds ● Other



Target Date Portfolio Data

Asset Allocation %

	Total Stock	US Stock	Non-US Stock	Total Bond	Infl Prot Bond	HY Bond	Cash	Other	Avg Mkt Cap \$M
American Funds 2010 Trgt Date Retire R6	37.02	28.15	8.87	55.28	16.26	4.00	6.42	1.28	98.24
American Funds 2015 Trgt Date Retire R6	39.52	29.81	9.71	52.95	17.23	5.27	6.25	1.26	99.43
American Funds 2020 Trgt Date Retire R6	42.89	32.11	10.78	49.78	18.34	4.93	6.13	1.22	99.75
American Funds 2025 Trgt Date Retire R6	48.02	35.30	12.72	44.57	18.43	3.43	6.26	1.13	95.48
American Funds 2030 Trgt Date Retire R6	57.18	41.77	15.41	35.11	18.04	1.72	6.65	1.04	88.54
American Funds 2035 Trgt Date Retire R6	67.80	49.19	18.61	23.98	18.08	1.29	7.24	0.98	83.00
American Funds 2040 Trgt Date Retire R6	77.78	55.85	21.93	13.50	14.45	0.63	7.75	0.96	79.60
American Funds 2045 Trgt Date Retire R6	80.90	57.97	22.93	10.28	8.70	0.26	7.89	0.92	78.11
American Funds 2050 Trgt Date Retire R6	81.87	58.37	23.50	9.37	8.69	0.14	7.92	0.84	76.33
American Funds 2055 Trgt Date Retire R6	82.37	58.39	23.98	8.89	8.63	0.08	7.95	0.79	74.08
American Funds 2060 Trgt Date Retire R6	82.37	58.39	23.98	8.89	8.63	0.08	7.94	0.81	72.90
American Funds 2065 Trgt Date Retire R6	82.37	58.39	23.98	8.89	8.63	0.08	7.94	0.81	72.90