

REESE CENTRAL WHOLESALE INC

Screens Summary (Data as of 12-31-2022)

🔴 Fund Removed from Approved List 🟡 Fund on Watch List

Name	Ticker	Asset Class	Trailing Performance and Risk				Management			Style		Expense		ESG Metrics				
			1 Yr	3 Yr	5 Yr	10 Yr	Pass/ Fail	Std Dev 3 Yr %	Beta 3 Yr %	Tenure	Pass/ Fail	Style Box	Pass/ Fail	Exp Ratio	Sustain. Rating	Commit. Level	Carbon Risk	
																Updated	Updated	Updated
Alternative																		
PIMCO Commodity Real Return Strat I2	PCRPX	Commodities Broad Basket	9.02	13.51	7.16	-1.52	✔	22.32	1.17	4.17	✔	—	—	0.86	✔	3	—	—
<i>percentile rank</i>			90	51	41	73												
<i># of funds in category</i>			114	109	91	65												

Vanguard Real Estate Index Admiral	VGSLX	Real Estate	-26.20	-0.41	3.68	6.42	✔	22.84	0.96	26.65	✔	—	✔	0.12	✔	3	1-Low	Low Risk
<i>percentile rank</i>			61	57	50	34												
<i># of funds in category</i>			257	238	214	155												

Fixed Income																		
PIMCO International Bond (USD-Hdg) I-2	PFBPX	Global Bond	-9.93	-2.10	0.62	2.50	✔	4.88	0.64	8.27	✔	—	—	0.61	✔	3	—	—
<i>percentile rank</i>			14	14	6	3												
<i># of funds in category</i>			130	112	98	59												

Eaton Vance Income Fund of Boston I	EIBIX	High Yield Bond	-7.93	0.78	2.52	3.95	✔	10.30	0.91	8.16	✔	—	—	0.75	✔	—	—	—
<i>percentile rank</i>			21	24	20	15												
<i># of funds in category</i>			687	630	584	417												

BlackRock Inflation Protected Bond Instl	BPRIX	Inflation-Protected Bond	-11.49	1.51	2.13	0.97	✔	7.28	1.03	5.88	✔	—	—	0.35	✔	3	—	—
<i>percentile rank</i>			47	37	37	48												
<i># of funds in category</i>			217	204	195	138												

Baird Aggregate Bond Inst	BAGIX	Intermediate-Term Bond	-13.35	-2.48	0.25	1.49	✔	6.23	1.05	22.27	✔	📊	—	0.30	✔	3	1-Low	—
<i>percentile rank</i>			49	31	22	9												
<i># of funds in category</i>			471	423	389	289												

PIMCO Income I2	PONPX	Multisector Bond	-7.90	-0.07	1.59	3.90	✔	7.35	0.92	15.77	✔	—	—	0.61	✔	—	—	—
<i>percentile rank</i>			23	26	23	1												
<i># of funds in category</i>			344	295	258	152												

Federated Hermes Govt Ultrashort IS	FGUSX	Ultrashort Bond	0.43	0.61	1.17	0.77	✖	0.60	0.06	25.49	✔	—	—	0.26	✔	—	—	—
<i>percentile rank</i>			39	47	63	67												
<i># of funds in category</i>			237	218	180	107												

Target Date																		
Vanguard Target Retirement 2020 Fund	VTWNX	Target Date	-14.15	1.33	3.22	5.83	✔	11.48	0.91	9.86	✔	—	✔	0.08	✔	3	1-Low	—
<i>percentile rank</i>			39	55	44	29												
<i># of funds in category</i>			153	143	122	56												

Vanguard Target Retirement 2025 Fund	VTVX	Target Date	-15.55	1.66	3.58	6.43	✔	13.38	0.96	9.86	✔	—	✔	0.08	✔	3	1-Low	Low Risk
<i>percentile rank</i>			52	46	39	18												
<i># of funds in category</i>			239	214	185	117												

Vanguard Target Retirement 2030 Fund	VTHRX	Target Date	-16.27	2.09	3.94	6.99	✔	14.76	0.96	9.86	✔	—	✔	0.08	✔	3	1-Low	Low Risk
<i>percentile rank</i>			44	51	45	25												
<i># of funds in category</i>			241	214	185	110												

Vanguard Target Retirement 2035 Fund	VTHX	Target Date	-16.62	2.64	4.34	7.57	✔	16.04	0.95	9.86	✔	—	✔	0.08	✔	3	1-Low	Low Risk
<i>percentile rank</i>			37	55	49	29												
<i># of funds in category</i>			232	207	182	114												

REESE CENTRAL WHOLESALE INC

Screens Summary (Data as of 12-31-2022)

⊖ Fund Removed from Approved List ⚠ Fund on Watch List

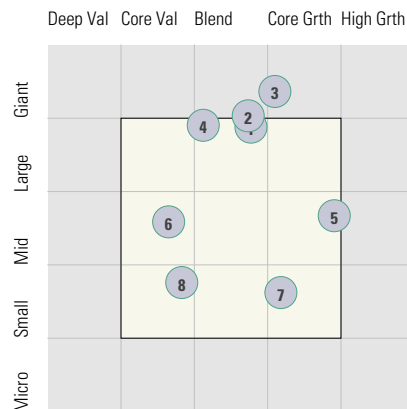
Name	Ticker	Asset Class	Trailing Performance and Risk				Management			Style		Expense		ESG Metrics					
			1 Yr	3 Yr	5 Yr	10 Yr	Pass/ Fail	Std Dev 3 Yr %	Beta 3 Yr %	Tenure	Pass/ Fail	Style Box	Pass/ Fail	Exp Ratio	Pass/ Fail	Sustain. Rating	Commit. Level	Carbon Risk	
																	Updated	Updated	Updated
Vanguard Target Retirement 2040 Fund	VFORX	Target Date	-16.98	3.17	4.74	8.06	✓	17.33	0.94	9.86	✓	—	✓	0.08	✓	3	1-Low	Low Risk	
<i>percentile rank</i>			36	50	45	26													
<i># of funds in category</i>			236	208	185	110									11-30-2022	02-15-2022	09-30-2022		
Vanguard Target Retirement 2045 Fund	VTIVX	Target Date	-17.36	3.74	5.14	8.34	✓	18.64	0.97	9.86	✓	—	✓	0.08	✓	3	1-Low	Low Risk	
<i>percentile rank</i>			31	37	34	21													
<i># of funds in category</i>			232	207	182	113									11-30-2022	02-15-2022	09-30-2022		
Vanguard Target Retirement 2050 Fund	VFIX	Target Date	-17.46	3.80	5.18	8.36	✓	18.82	0.96	9.86	✓	—	✓	0.08	✓	3	1-Low	Low Risk	
<i>percentile rank</i>			29	36	37	22													
<i># of funds in category</i>			233	208	185	109									11-30-2022	02-15-2022	09-30-2022		
Vanguard Target Retirement 2055 Fund	VFFVX	Target Date	-17.46	3.79	5.18	8.34	✓	18.83	0.95	9.86	✓	—	✓	0.08	✓	3	1-Low	Low Risk	
<i>percentile rank</i>			24	38	39	25													
<i># of funds in category</i>			230	205	182	95									11-30-2022	02-15-2022	09-30-2022		
Vanguard Target Retirement 2060 Fund	VTTX	Target Date	-17.46	3.79	5.18	8.34	✓	18.81	1.35	9.86	✓	—	✓	0.08	✓	3	1-Low	Low Risk	
<i>percentile rank</i>			25	43	46	1													
<i># of funds in category</i>			228	198	171	1									11-30-2022	02-15-2022	09-30-2022		
Vanguard Target Retirement 2065 Fund	VLXVX	Target Date	-17.39	3.78	5.15	—	✖	18.82	1.35	5.47	✓	—	✓	0.08	✓	3	1-Low	Low Risk	
<i>percentile rank</i>			16	47	49	—													
<i># of funds in category</i>			176	64	15	—									11-30-2022	02-15-2022	09-30-2022		
Vanguard Target Retirement 2070 Fund	VSVNX	Target Date	—	—	—	—	—	—	—	0.51	✖	—	✓	0.08	✓	3	—	Low Risk	
<i>percentile rank</i>			—	—	—	—													
<i># of funds in category</i>			176	64	15	—									11-30-2022	—	09-30-2022		
Vanguard Target Retirement Income Fund	VTINX	Target Date	-12.74	0.34	2.30	3.62	✓	8.59	0.88	9.86	✓	—	✓	0.08	✓	3	1-Low	—	
<i>percentile rank</i>			54	38	36	40													
<i># of funds in category</i>			178	161	142	96									11-30-2022	02-15-2022	—		
Balanced																			
BlackRock Global Allocation Instl	MALOX	Global Allocation	-15.83	2.85	3.45	4.99	✓	14.32	0.99	6.00	✓	☒	✓	0.84	✓	3	—	Low Risk	
<i>percentile rank</i>			63	29	24	28													
<i># of funds in category</i>			430	408	375	269									11-30-2022	—	09-30-2022		

REESE CENTRAL WHOLESALE INC

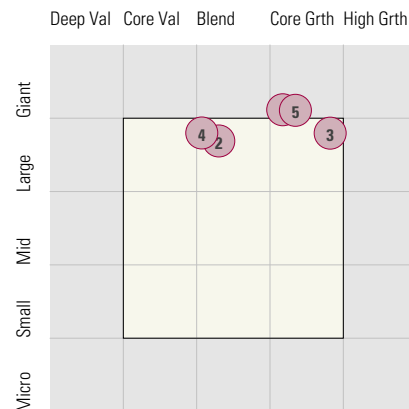
Style Analysis (Data as of 12-31-2022)

Style Analysis

Morningstar Style Box US Stock



Morningstar Style Box Non-US Stock



US Stock Funds

Fund	Category	Super Sectors %			Asset Allocation %			Avg Mkt Cap M\$
		Cyclical	Defensive	Sensitive	Cash	US Stock	Foreign	
1 T. Rowe Price Dividend Growth	Large Blend	30.33	34.24	35.43	4.04	88.28	7.68	117.21
2 Vanguard 500 Index Admiral	Large Blend Index	28.67	26.71	44.61	0.33	98.54	1.12	161.35
3 Fidelity® Contrafund®	Large Growth	32.21	21.88	45.92	2.73	89.77	5.61	255.82
4 American Funds Washington Mutual R6	Large Value	26.94	33.10	39.96	4.63	87.39	7.73	121.35
5 Neuberger Berman Mid Cap Growth Inst	Mid-Cap Growth	24.75	18.74	56.50	4.42	91.99	3.59	21.04
6 American Century Mid Cap Value I	Mid-Cap Value	39.35	31.49	29.17	3.20	85.80	11.01	14.52
7 MFS New Discovery R4	Small Growth	32.46	20.28	47.25	5.38	80.84	13.78	3.47
8 Delaware Small Cap Value Instl	Small Value	51.60	9.80	38.60	2.63	94.78	2.59	4.60

Non-US Stock Funds

Fund	Category	Super Sectors %			Regional Exposure %			Market Maturity %		
		Cyclical	Defensive	Sensitive	Americas	Greater Asia	Greater Europe	Developed	EM%	Avg Mkt Cap M\$
1 American Funds New World R6	Diversified Emerging Mkts	38.94	24.45	36.60	39.27	39.96	20.78	59.14	40.86	49.35
2 Vanguard Developed Markets Index Admiral	Foreign Large Blend Index	41.13	22.49	36.38	11.13	36.20	52.68	99.44	0.56	27.54
3 Invesco Oppenheimer International Gr Y	Foreign Large Growth	34.57	27.76	37.67	14.63	18.33	67.04	93.98	6.02	39.74
4 Vanguard International Value Inv	Foreign Large Value	43.14	16.58	40.29	12.02	37.77	50.23	79.69	20.31	25.32
5 American Funds New Perspective R6	Global Stock	36.38	25.93	37.69	62.73	11.29	25.97	95.40	4.60	100.40

Fixed Income Funds

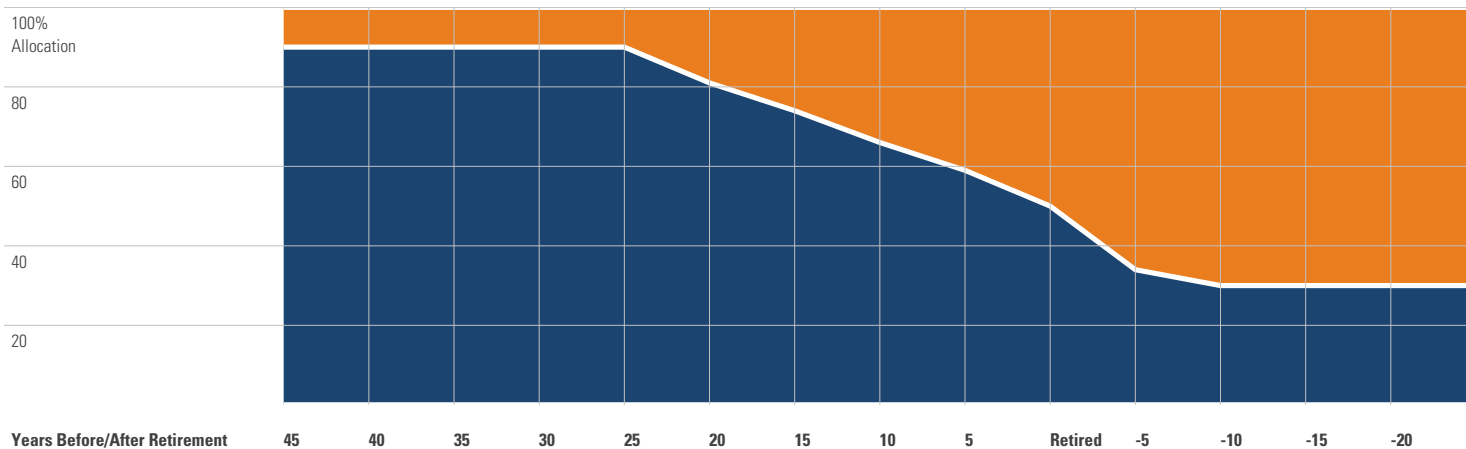
Fund	Category	Super Sectors %				Other Stats	Credit Quality %		
		US Govt Debt	Mtg	US Credit	Non US		Avg Eff Duration	Inv Grade	Below Inv Grade
1 PIMCO International Bond (USD-Hdg) I-2	Global Bond	40.62	2.82	6.35	0.00	6.67	94.31	5.70	0.00
2 Eaton Vance Income Fund of Boston I	High Yield Bond	0.00	0.00	92.59	0.00	4.16	3.49	90.82	5.68
3 BlackRock Inflation Protected Bond Instl	Inflation-Protected Bond	81.46	0.00	1.87	0.00	6.74	97.38	0.58	2.04
4 Baird Aggregate Bond Inst	Intermediate-Term Bond	24.00	23.55	44.16	0.00	6.20	99.70	0.30	0.00
5 PIMCO Income I2	Multisector Bond	27.36	2.53	12.71	0.00	3.22	71.23	28.78	0.00
6 Federated Hermes Govt Ultrashort IS	Ultrashort Bond	6.41	29.59	0.00	0.00	0.36	100.00	0.00	0.00

REESE CENTRAL WHOLESALE INC

Target Date Analysis (Data as of 12-31-2022)

Target Date Allocation

● Stocks ● Cash ● Bonds ● Other



Target Date Portfolio Data

Asset Allocation %

	Total Stock	US Stock	Non-US Stock	Total Bond	Infl Prot Bond	HY Bond	Cash	Other	Avg Mkt Cap \$M
Vanguard Target Retirement 2020 Fund	41.82	24.85	16.97	54.88	15.54	0.18	3.27	0.03	57.23
Vanguard Target Retirement 2025 Fund	54.03	31.84	22.19	42.94	6.25	0.15	2.99	0.03	56.84
Vanguard Target Retirement 2030 Fund	62.61	36.80	25.81	34.55	0.00	0.13	2.80	0.04	56.72
Vanguard Target Retirement 2035 Fund	69.63	40.88	28.75	27.40	0.00	0.10	2.93	0.04	56.67
Vanguard Target Retirement 2040 Fund	76.99	45.29	31.70	20.13	0.00	0.08	2.84	0.03	56.76
Vanguard Target Retirement 2045 Fund	84.31	49.69	34.62	12.96	0.00	0.05	2.69	0.04	56.84
Vanguard Target Retirement 2050 Fund	88.00	51.89	36.11	9.33	0.00	0.04	2.64	0.04	56.87
Vanguard Target Retirement 2055 Fund	87.93	51.89	36.04	9.30	0.00	0.04	2.73	0.04	56.90
Vanguard Target Retirement 2060 Fund	87.82	51.88	35.94	9.27	0.00	0.04	2.86	0.04	56.95
Vanguard Target Retirement 2065 Fund	87.85	52.34	35.51	9.12	0.00	0.04	2.99	0.04	57.35
Vanguard Target Retirement 2070 Fund	88.29	53.23	35.06	9.78	0.00	0.04	1.89	0.04	57.92
Vanguard Target Retirement Income Fund	28.79	16.96	11.83	67.58	19.62	0.20	3.60	0.02	56.82