

SABRE88 LLC 401K PROFIT SHARING

Screens Summary (Data as of 12-31-2022)

🟡 Fund Removed from Approved List

🟡 Fund on Watch List

Name	Ticker	Asset Class	Trailing Performance and Risk								Management Style			Expense		ESG Metrics		
			1 Yr	3 Yr	5 Yr	10 Yr	Pass/ Fail	Std Dev 3 Yr %	Beta 3 Yr %	Tenure	Pass/ Fail	Style Box	Pass/ Fail	Exp Ratio	Pass/ Fail	Sustain. Rating	Commit. Level	Carbon Risk
			Updated															
US Stock																		
JPMorgan US Equity R6 <i>percentile rank</i> <i># of funds in category</i>	JUEMX	Large Blend	-18.77 63 1,379	9.86 5 1,247	10.55 5 1,137	13.32 1 837	✔️	21.34	1.00	8.38	✔️	🇺🇸	✔️	0.44	✔️	3	2-Basic	Low Risk
																12-31-2022	03-11-2022	12-31-2022
Vanguard 500 Index Admiral <i>percentile rank</i> <i># of funds in category</i>	VFIAX	Large Blend Index	-18.15 52 1,379	7.62 33 1,247	9.39 25 1,137	12.52 13 837	✔️	21.17	1.00	6.68	✔️	🇺🇸	✔️	0.04	✔️	3	1-Low	Low Risk
																12-31-2022	02-15-2022	12-31-2022
American Funds Growth Fund of Amer R6 <i>percentile rank</i> <i># of funds in category</i>	RGAGX	Large Growth	-30.49 54 1,237	4.78 59 1,133	7.57 66 1,056	11.93 49 807	✔️	22.77	0.94	29.18	✔️	🇺🇸	✔️	0.30	✔️	1	1-Low	Low Risk
																12-31-2022	04-07-2022	12-31-2022
American Funds Washington Mutual R6 <i>percentile rank</i> <i># of funds in category</i>	RWMGX	Large Value	-8.18 5 1,379	8.55 16 1,247	9.41 22 1,137	12.25 26 837	✔️	19.43	0.89	25.52	✔️	🇺🇸	✖️	0.26	✔️	2	1-Low	Low Risk
																12-31-2022	02-15-2022	12-31-2022
Vanguard Mid-Cap Growth Index Admiral <i>percentile rank</i> <i># of funds in category</i>	VMGMX	Mid-Cap Growth	-28.84 64 592	4.86 42 540	7.81 40 505	10.90 45 395	✔️	24.98	1.00	9.86	✔️	🇺🇸	✔️	0.07	✔️	3	1-Low	Medium Risk
																12-31-2022	02-15-2022	12-31-2022
Vanguard Mid-Cap Value Index Admiral <i>percentile rank</i> <i># of funds in category</i>	VMVAX	Mid-Cap Value	-7.90 47 407	6.74 50 395	6.39 40 374	10.98 13 274	✔️	24.01	0.96	16.38	✔️	🇺🇸	✔️	0.07	✔️	4	1-Low	Medium Risk
																12-31-2022	02-15-2022	12-31-2022
Vanguard Small Cap Growth Index Admiral <i>percentile rank</i> <i># of funds in category</i>	VSGAX	Small Growth	-28.39 55 604	0.79 80 576	5.10 71 534	9.27 72 405	✔️	25.67	0.95	18.01	✔️	🇺🇸	✖️	0.07	✔️	4	1-Low	Medium Risk
																12-31-2022	02-15-2022	12-31-2022
Vanguard Small Cap Value Index Admiral <i>percentile rank</i> <i># of funds in category</i>	VSIAX	Small Value	-9.31 37 483	7.13 41 455	5.79 28 428	10.28 13 324	✔️	26.84	0.96	6.68	✔️	🇺🇸	✔️	0.07	✔️	4	1-Low	Medium Risk
																12-31-2022	02-15-2022	12-31-2022
Non-US Stock																		
American Funds New World R6 <i>percentile rank</i> <i># of funds in category</i>	RNWXG	Diversified Emerging Mkts	-21.75 58 820	1.01 17 736	3.04 3 652	4.98 2 397	✔️	20.37	0.90	23.56	✔️	🇺🇸	✔️	0.57	✔️	3	1-Low	Medium Risk
																12-31-2022	02-15-2022	12-31-2022
Vanguard Developed Markets Index Admiral <i>percentile rank</i> <i># of funds in category</i>	VTMGX	Foreign Large Blend Index	-15.32 47 763	1.33 28 723	1.67 35 630	4.92 20 440	✔️	21.45	1.08	9.86	✔️	🇺🇸	✔️	0.07	✔️	2	1-Low	Low Risk
																12-31-2022	02-15-2022	12-31-2022
Fidelity Advisor® International Growth Z <i>percentile rank</i> <i># of funds in category</i>	FZAJX	Foreign Large Growth	-23.11 42 443	1.34 31 399	4.35 15 346	– – 230	✔️	20.91	0.96	15.18	✔️	🇺🇸	✔️	0.89	✔️	5	–	Low Risk
																12-31-2022	–	12-31-2022
Vanguard International Value Inv <i>percentile rank</i> <i># of funds in category</i>	VTRIAX	Foreign Large Value	-11.66 75 356	1.30 40 326	1.36 27 303	4.31 25 180	✔️	21.95	1.04	12.60	✔️	🇺🇸	✔️	0.36	✔️	2	–	Medium Risk
																12-31-2022	–	12-31-2022
American Funds Capital World Gr&Inc R6 <i>percentile rank</i> <i># of funds in category</i>	RWIGX	Global Stock	-17.01 44 370	3.43 60 340	4.61 60 290	7.94 54 180	✔️	19.70	0.96	16.92	✔️	–	✔️	0.42	✔️	2	1-Low	Low Risk
																12-31-2022	05-18-2022	12-31-2022

©2023 Morningstar Investment Management LLC. All Rights Reserved. Morningstar Investment Management LLC is a registered investment adviser and subsidiary of Morningstar, Inc. The services are either performed by Morningstar Investment Management or an affiliate. The data shown represents past performance which is no guarantee of future performance. The Morningstar name and logo are registered marks of Morningstar, Inc. This report is not complete without the accompanying disclosure. Please visit https://fiduciaryservices.morningstar.com/Disclosures/Fiduciary_Services_Report_Disclosure.pdf to view these disclosures.



SABRE88 LLC 401K PROFIT SHARING

Screens Summary (Data as of 12-31-2022)

⊖ Fund Removed from Approved List ⚠ Fund on Watch List

Name	Ticker	Asset Class	Trailing Performance and Risk				Management			Style			Expense			ESG Metrics			
			1 Yr	3 Yr	5 Yr	10 Yr	Pass/ Fail	Std Dev 3 Yr %	Beta 3 Yr %	Tenure	Pass/ Fail	Style Box	Pass/ Fail	Exp Ratio	Pass/ Fail	Sustain. Rating	Commit. Level	Carbon Risk	
																	Updated	Updated	Updated
Alternative																			
PIMCO Commodity Real Ret Strat Instl	PCRIX	Commodities Broad Basket	8.85	13.57	7.23	-1.44	✔	22.31	1.17	4.17	✔	—	—	0.76	✔	3	—	—	
<i>percentile rank</i>			91	49	36	71													
<i># of funds in category</i>			114	109	91	65									12-31-2022	—	—		
Invesco Global Real Estate R6	FGREX	Global Real Estate	-24.86	-5.98	-0.74	2.68	✔	21.64	0.91	16.13	✔	☒	✔	0.83	✔	3	—	Low Risk	
<i>percentile rank</i>			37	76	69	68													
<i># of funds in category</i>			193	186	175	111									12-31-2022	—	12-31-2022		
Fixed Income																			
Lord Abbett Total Return R6	LTRHX	Core Plus Bond	-13.78	-2.38	0.11	—	✔	6.47	1.02	22.35	✔	—	—	0.35	✔	2	—	—	
<i>percentile rank</i>			57	47	51	—													
<i># of funds in category</i>			623	565	513	370									12-31-2022	—	—		
PGIM Global Total Return R6	PGTQX	Global Bond	-21.80	-6.73	-2.15	0.47	✔	11.47	1.13	20.27	✔	—	—	0.52	✔	1	—	—	
<i>percentile rank</i>			94	87	51	16													
<i># of funds in category</i>			202	193	174	139									09-30-2022	—	—		
PIMCO High Yield Instl	PHIYX	High Yield Bond	-10.78	-0.75	1.85	3.55	✔	10.44	0.92	12.98	✔	—	—	0.56	✔	—	—	—	
<i>percentile rank</i>			51	64	47	31													
<i># of funds in category</i>			687	630	584	417													
PIMCO Real Return Instl	PRRIX	Inflation-Protected Bond	-11.86	1.44	2.12	1.04	✔	7.33	1.04	3.98	✔	—	—	0.47	✔	3	—	—	
<i>percentile rank</i>			53	39	37	38													
<i># of funds in category</i>			217	204	195	138									12-31-2022	—	—		
Baird Aggregate Bond Inst	BAGIX	Intermediate-Term Bond	-13.35	-2.48	0.25	1.49	✔	6.23	1.05	22.27	✔	☒	—	0.30	✔	3	1-Low	—	
<i>percentile rank</i>			49	31	22	9													
<i># of funds in category</i>			471	423	389	289									12-31-2022	02-15-2022	—		
Lincoln Stable Value Account -LNGPA		Stable Value	—	—	—	—	—	—	—	39.69	✔	—	—	—	—	—	—	—	
<i>percentile rank</i>			—	—	—	—													
<i># of funds in category</i>			42	—	—	—													
PIMCO Short-Term Instl	PTSHX	Ultrashort Bond	-0.33	0.80	1.32	1.48	✔	2.44	0.10	12.01	✔	—	—	0.45	✔	3	—	—	
<i>percentile rank</i>			59	27	42	7													
<i># of funds in category</i>			237	218	180	107									12-31-2022	—	—		
Target Date																			
American Funds 2010 Trgt Date Retire R6	RFTTX	Target Date	-9.15	2.76	3.80	5.47	✔	9.40	0.88	11.01	✔	—	✔	0.28	✔	2	—	—	
<i>percentile rank</i>			1	1	1	1													
<i># of funds in category</i>			128	113	82	50									12-31-2022	—	—		
American Funds 2015 Trgt Date Retire R6	RFJTX	Target Date	-10.25	2.86	4.00	5.96	✔	10.26	0.88	11.01	✔	—	✔	0.30	✔	2	—	—	
<i>percentile rank</i>			1	1	1	1													
<i># of funds in category</i>			125	115	95	43									12-31-2022	—	—		
American Funds 2020 Trgt Date Retire R6	RRCTX	Target Date	-11.01	3.00	4.21	6.55	✔	10.77	0.84	11.01	✔	—	✔	0.30	✔	2	—	—	
<i>percentile rank</i>			1	1	1	1													
<i># of funds in category</i>			153	143	122	56									12-31-2022	—	—		

SABRE88 LLC 401K PROFIT SHARING

Screens Summary (Data as of 12-31-2022)

Fund Removed from Approved List Fund on Watch List

Name	Ticker	Asset Class	Trailing Performance and Risk				Management			Style	Expense		ESG Metrics					
			1 Yr	3 Yr	5 Yr	10 Yr	Pass/ Fail	Std Dev 3 Yr %	Beta 3 Yr %	Tenure	Pass/ Fail	Style Box	Pass/ Fail	Exp Ratio	Pass/ Fail	Sustain. Rating	Commit. Level	Carbon Risk
															Updated	Updated	Updated	
American Funds 2025 Trgt Date Retire R6	RFDTX	Target Date	-12.74	3.40	4.69	7.48		12.08	0.87	11.01		—		0.32		2	—	Low Risk
<i>percentile rank</i>			8	1	1	1												
<i># of funds in category</i>			239	214	185	117									12-31-2022	—	06-30-2022	
American Funds 2030 Trgt Date Retire R6	RFETX	Target Date	-14.50	3.67	5.09	8.25		13.86	0.90	11.01		—		0.33		3	—	Low Risk
<i>percentile rank</i>			19	1	1	1												
<i># of funds in category</i>			241	214	185	110									12-31-2022	—	12-31-2022	
American Funds 2035 Trgt Date Retire R6	RFCTX	Target Date	-16.24	4.39	5.88	8.96		16.21	0.95	11.01		—		0.35		3	—	Low Risk
<i>percentile rank</i>			24	1	1	1												
<i># of funds in category</i>			232	207	182	114									12-31-2022	—	12-31-2022	
American Funds 2040 Trgt Date Retire R6	RFCTX	Target Date	-17.55	4.59	6.10	9.23		17.62	0.96	11.01		—		0.36		2	—	Low Risk
<i>percentile rank</i>			43	1	1	1												
<i># of funds in category</i>			236	208	185	110									12-31-2022	—	12-31-2022	
American Funds 2045 Trgt Date Retire R6	RFHTX	Target Date	-18.18	4.55	6.11	9.29		18.05	0.93	11.01		—		0.37		2	—	Low Risk
<i>percentile rank</i>			52	6	1	1												
<i># of funds in category</i>			232	207	182	113									12-31-2022	—	12-31-2022	
American Funds 2050 Trgt Date Retire R6	RFITX	Target Date	-18.89	4.34	6.04	9.28		18.35	0.93	11.01		—		0.38		2	—	Low Risk
<i>percentile rank</i>			71	7	1	1												
<i># of funds in category</i>			233	208	185	109									12-31-2022	—	12-31-2022	
American Funds 2055 Trgt Date Retire R6	RFKTX	Target Date	-19.50	4.07	5.87	9.19		18.46	0.93	11.01		—		0.38		2	—	Low Risk
<i>percentile rank</i>			89	19	4	1												
<i># of funds in category</i>			230	205	182	95									12-31-2022	—	12-31-2022	
American Funds 2060 Trgt Date Retire R6	RFUTX	Target Date	-19.66	3.99	5.82	—		18.45	1.32	7.77		—		0.38		2	—	Low Risk
<i>percentile rank</i>			93	29	11	—												
<i># of funds in category</i>			228	198	171	1									12-31-2022	—	12-31-2022	
American Funds 2065 Trgt Date Retire R6	RFVTX	Target Date	-19.64	—	—	—	—	—	—	3.00		—		0.38		2	—	Low Risk
<i>percentile rank</i>			92	—	—	—												
<i># of funds in category</i>			176	64	15	—									12-31-2022	—	12-31-2022	

Balanced

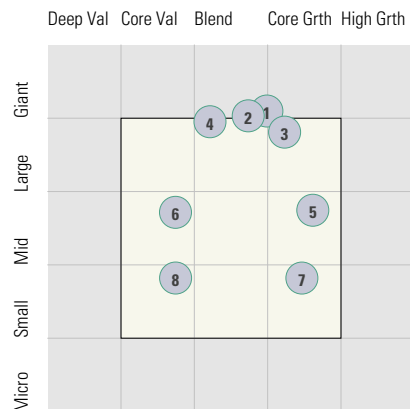
American Funds American Balanced R6	RLBGX	Moderate Allocation	-11.83	4.42	5.84	8.59		13.31	0.95	24.01		—		0.25		2	1-Low	Low Risk
<i>percentile rank</i>			24	18	17	5												
<i># of funds in category</i>			758	698	658	495									12-31-2022	02-15-2022	12-31-2022	

SABRE88 LLC 401K PROFIT SHARING

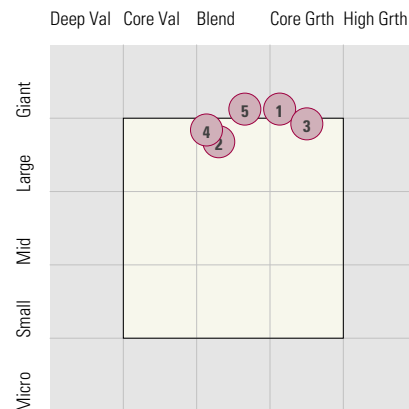
Style Analysis (Data as of 12-31-2022)

Style Analysis

Morningstar Style Box US Stock



Morningstar Style Box Non-US Stock



US Stock Funds

	Category	Super Sectors %			Asset Allocation %			Avg Mkt Cap M\$	
		Cyclical	Defensive	Sensitive	Cash	US Stock	Foreign		
1	JPMorgan US Equity R6	Large Blend	31.47	25.40	43.13	0.35	95.96	3.69	173.90
2	Vanguard 500 Index Admiral	Large Blend Index	28.67	26.71	44.61	0.33	98.54	1.12	161.35
3	American Funds Growth Fund of Amer R6	Large Growth	29.80	22.23	47.96	8.62	79.13	11.64	99.09
4	American Funds Washington Mutual R6	Large Value	26.35	34.24	39.41	4.25	87.59	7.90	134.77
5	Vanguard Mid-Cap Growth Index Admiral	Mid-Cap Growth	27.75	17.64	54.62	0.66	98.09	1.25	23.11
6	Vanguard Mid-Cap Value Index Admiral	Mid-Cap Value	43.78	28.95	27.26	0.41	97.96	1.63	21.77
7	Vanguard Small Cap Growth Index Admiral	Small Growth	24.85	25.72	49.44	1.98	97.36	0.66	4.85
8	Vanguard Small Cap Value Index Admiral	Small Value	50.02	15.31	34.67	0.65	98.65	0.70	4.90

Non-US Stock Funds

	Category	Super Sectors %			Regional Exposure %			Market Maturity %			
		Cyclical	Defensive	Sensitive	Americas	Greater Asia	Greater Europe	Developed	EM%	Avg Mkt Cap M\$	
1	American Funds New World R6	Diversified Emerging Mkts	40.45	23.60	35.96	36.28	39.06	24.67	60.61	39.39	52.53
2	Vanguard Developed Markets Index Admiral	Foreign Large Blend Index	41.39	22.98	35.64	10.76	36.24	53.00	99.43	0.57	27.03
3	Fidelity Advisor® International Growth Z	Foreign Large Growth	40.52	14.47	45.02	22.92	19.30	57.77	97.47	2.53	54.73
4	Vanguard International Value Inv	Foreign Large Value	43.79	16.66	39.54	9.51	40.34	50.14	79.78	20.22	28.83
5	American Funds Capital World Gr&Inc R6	Global Stock	31.28	27.78	40.94	56.46	18.25	25.29	91.05	8.95	88.68

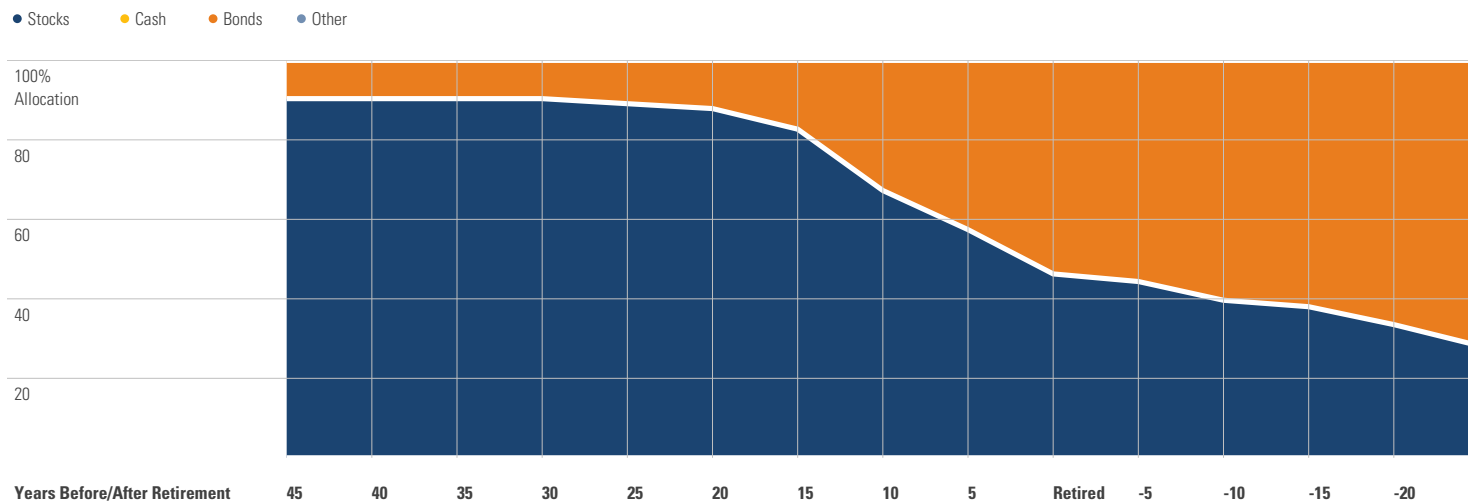
Fixed Income Funds

	Category	Super Sectors %				Avg Eff Duration	Credit Quality %			
		US Govt Debt	Mtg	US Credit	Non US		Inv Grade	Below Inv Grade	NR/NA	
1	Lord Abbett Total Return R6	Core Plus Bond	18.64	13.02	66.41	0.00	—	91.38	7.64	0.98
2	PGIM Global Total Return R6	Global Bond	24.44	0.00	31.92	0.00	6.94	75.08	21.96	2.95
3	PIMCO High Yield Instl	High Yield Bond	3.55	0.00	82.07	0.00	3.78	16.54	83.46	0.00
4	PIMCO Real Return Instl	Inflation-Protected Bond	77.28	0.29	4.62	0.00	6.48	97.21	2.79	0.00
5	Baird Aggregate Bond Inst	Intermediate-Term Bond	25.92	25.01	47.20	0.00	6.17	99.70	0.30	0.00
6	Lincoln Stable Value Account -LNGPA	Stable Value	—	—	—	0.00	—	0.00	0.00	—
7	PIMCO Short-Term Instl	Ultrashort Bond	8.85	1.89	38.88	0.00	0.00	98.77	1.23	0.00

SABRE88 LLC 401K PROFIT SHARING

Target Date Analysis (Data as of 12-31-2022)

Target Date Allocation



Target Date Portfolio Data

	Asset Allocation %								
	Total Stock	US Stock	Non-US Stock	Total Bond	Infl Prot Bond	HY Bond	Cash	Other	Avg Mkt Cap \$M
American Funds 2010 Trgt Date Retire R6	37.02	28.15	8.87	55.28	16.26	4.00	6.42	1.28	98.24
American Funds 2015 Trgt Date Retire R6	39.52	29.81	9.71	52.95	17.23	5.27	6.25	1.26	99.43
American Funds 2020 Trgt Date Retire R6	42.89	32.11	10.78	49.78	18.34	4.93	6.13	1.22	99.75
American Funds 2025 Trgt Date Retire R6	48.02	35.30	12.72	44.57	18.43	3.43	6.26	1.13	95.48
American Funds 2030 Trgt Date Retire R6	57.18	41.77	15.41	35.11	18.04	1.72	6.65	1.04	88.54
American Funds 2035 Trgt Date Retire R6	67.80	49.19	18.61	23.98	18.08	1.29	7.24	0.98	83.00
American Funds 2040 Trgt Date Retire R6	77.78	55.85	21.93	13.50	14.45	0.63	7.75	0.96	79.60
American Funds 2045 Trgt Date Retire R6	80.90	57.97	22.93	10.28	8.70	0.26	7.89	0.92	78.11
American Funds 2050 Trgt Date Retire R6	81.87	58.37	23.50	9.37	8.69	0.14	7.92	0.84	76.33
American Funds 2055 Trgt Date Retire R6	82.37	58.39	23.98	8.89	8.63	0.08	7.95	0.79	74.08
American Funds 2060 Trgt Date Retire R6	82.37	58.39	23.98	8.89	8.63	0.08	7.94	0.81	72.90
American Funds 2065 Trgt Date Retire R6	82.37	58.39	23.98	8.89	8.63	0.08	7.94	0.81	72.90