

SACHEM DENTAL GROUP LLP 401K

Screens Summary (Data as of 12-31-2022)

🚫 Fund Removed from Approved List ⚠️ Fund on Watch List

Name	Ticker	Asset Class	Trailing Performance and Risk				Management			Style		Expense		ESG Metrics				
			1 Yr	3 Yr	5 Yr	10 Yr	Pass/ Fail	Std Dev 3 Yr %	Beta 3 Yr %	Tenure Yr %	Pass/ Fail	Style Box	Pass/ Fail	Exp Ratio	Pass/ Fail	Sustain. Rating <i>Updated</i>	Commit. Level <i>Updated</i>	Carbon Risk <i>Updated</i>
US Stock																		
JPMorgan US Equity R6	JUEMX	Large Blend	-18.77	9.86	10.55	13.32	✔️	21.34	1.00	8.38	✔️	🇺🇸	✔️	0.44	✔️	3	2-Basic	Low Risk
<i>percentile rank</i>			63	5	5	1												
<i># of funds in category</i>			1,379	1,247	1,137	837									11-30-2022	03-11-2022	09-30-2022	
Vanguard 500 Index Admiral	VFIAX	Large Blend Index	-18.15	7.62	9.39	12.52	✔️	21.17	1.00	6.68	✔️	🇺🇸	✔️	0.04	✔️	3	1-Low	Low Risk
<i>percentile rank</i>			52	33	25	13												
<i># of funds in category</i>			1,379	1,247	1,137	837									11-30-2022	02-15-2022	09-30-2022	
JPMorgan Large Cap Growth R6	JLGMX	Large Growth	-25.21	11.59	14.27	15.50	✔️	23.75	0.98	18.42	✔️	🇺🇸	✔️	0.44	✔️	3	2-Basic	Low Risk
<i>percentile rank</i>			29	2	2	3												
<i># of funds in category</i>			1,237	1,133	1,056	807									11-30-2022	04-07-2022	09-30-2022	
Vanguard Value Index Adm	VVIAX	Large Value	-2.08	8.21	8.56	11.91	✔️	20.48	0.94	28.02	✔️	🇺🇸	✔️	0.05	✔️	2	1-Low	Medium Risk
<i>percentile rank</i>			21	29	20	9												
<i># of funds in category</i>			1,233	1,161	1,105	825									11-30-2022	02-15-2022	09-30-2022	
Vanguard Mid-Cap Growth Index Admiral	VMGMX	Mid-Cap Growth	-28.84	4.86	7.81	10.90	✔️	24.98	1.00	9.86	✔️	🇺🇸	✔️	0.07	✔️	3	1-Low	Medium Risk
<i>percentile rank</i>			64	42	40	45												
<i># of funds in category</i>			592	540	505	395									11-30-2022	02-15-2022	09-30-2022	
Vanguard Selected Value Inv	VASVX	Mid-Cap Value	-7.44	7.77	5.41	10.15	✔️	28.87	1.14	17.86	✔️	🇺🇸	✔️	0.32	✔️	3	-	Medium Risk
<i>percentile rank</i>			45	37	63	37												
<i># of funds in category</i>			407	395	374	274									11-30-2022	-	09-30-2022	
MFS New Discovery R4	MNDJX	Small Growth	-29.64	1.17	7.58	9.80	✔️	25.48	0.93	9.01	✔️	🇺🇸	✔️	0.99	✔️	4	-	Low Risk
<i>percentile rank</i>			65	75	34	58												
<i># of funds in category</i>			604	576	534	405									11-30-2022	-	09-30-2022	
Delaware Small Cap Value Instl	DEVIX	Small Value	-12.20	5.20	4.28	9.06	✔️	27.97	0.99	10.51	✔️	🇺🇸	✔️	0.86	✔️	3	-	Medium Risk
<i>percentile rank</i>			64	70	60	43												
<i># of funds in category</i>			483	455	428	324									11-30-2022	-	09-30-2022	
Non-US Stock																		
Delaware Emerging Markets Instl	DEMIX	Diversified Emerging Mkts	-28.66	-4.18	-1.94	3.20	✔️	24.40	1.15	16.28	✔️	🇺🇸	✔️	1.23	✔️	2	-	Medium Risk
<i>percentile rank</i>			91	75	61	14												
<i># of funds in category</i>			820	736	652	397									11-30-2022	-	09-30-2022	
American Funds Intl Gr and Inc R6	RIGGX	Foreign Large Blend	-15.16	0.36	2.06	4.28	✔️	21.51	1.08	14.26	✔️	🇺🇸	✔️	0.54	✔️	2	1-Low	Low Risk
<i>percentile rank</i>			44	56	22	48												
<i># of funds in category</i>			763	723	630	440									11-30-2022	02-15-2022	09-30-2022	
Vanguard International Growth Adm	VWILX	Foreign Large Growth	-30.79	3.14	4.75	7.84	✔️	24.95	1.05	13.02	✔️	🇺🇸	✔️	0.34	✔️	3	-	Low Risk
<i>percentile rank</i>			82	9	13	4												
<i># of funds in category</i>			443	399	346	230									11-30-2022	-	09-30-2022	
Vanguard International Value Inv	VTRIX	Foreign Large Value	-11.66	1.30	1.36	4.31	✔️	21.95	1.04	12.60	✔️	🇺🇸	✔️	0.36	✔️	2	-	Medium Risk
<i>percentile rank</i>			75	40	27	25												
<i># of funds in category</i>			356	326	303	180									11-30-2022	-	09-30-2022	
American Funds New Perspective R6	RNPGX	Global Stock	-25.61	5.54	7.69	10.29	✔️	22.44	1.09	22.10	✔️	—	✔️	0.41	✔️	2	2-Basic	Low Risk
<i>percentile rank</i>			46	17	17	11												
<i># of funds in category</i>			366	309	272	179									11-30-2022	02-15-2022	09-30-2022	

SACHEM DENTAL GROUP LLP 401K

Screens Summary (Data as of 12-31-2022)

⊖ Fund Removed from Approved List ⚠ Fund on Watch List

Name	Ticker	Asset Class	Trailing Performance and Risk				Management			Style		Expense		ESG Metrics				
			1 Yr	3 Yr	5 Yr	10 Yr	Pass/ Fail	Std Dev 3 Yr %	Beta 3 Yr %	Tenure	Pass/ Fail	Style Box	Pass/ Fail	Exp Ratio	Sustain. Rating Updated	Commit. Level Updated	Carbon Risk Updated	
Alternative																		
⚠ Invesco Balanced-Risk Commodity Strat R6	IBRFX	Commodities Broad Basket	8.13	11.63	5.07	-0.89	⊕	18.02	0.86	12.09	✓	—	—	1.11	✓	—	—	—
<i>percentile rank</i>			93	76	83	55												
<i># of funds in category</i>			114	109	91	65												
Invesco Global Real Estate R6	FGREX	Global Real Estate	-24.86	-5.98	-0.74	2.68	✓	21.64	0.91	16.13	✓	⊠	✓	0.83	✓	3	—	Medium Risk
<i>percentile rank</i>			37	76	69	68												
<i># of funds in category</i>			193	186	175	111									11-30-2022	—	09-30-2022	
Fixed Income																		
PIMCO International Bond (USD-Hdg) I-2	PFBPX	Global Bond	-9.93	-2.10	0.62	2.50	✓	4.88	0.64	8.27	✓	—	—	0.61	✓	3	—	—
<i>percentile rank</i>			14	14	6	3												
<i># of funds in category</i>			130	112	98	59									11-30-2022	—	—	
BlackRock High Yield Bond Instl	BHYIX	High Yield Bond	-10.43	0.12	2.37	4.15	✓	11.42	1.01	15.01	✓	—	—	0.58	✓	—	2-Basic	—
<i>percentile rank</i>			42	37	24	12												
<i># of funds in category</i>			687	630	584	417									—	02-15-2022	—	
BlackRock Inflation Protected Bond Instl	BPRIX	Inflation-Protected Bond	-11.49	1.51	2.13	0.97	✓	7.28	1.03	5.88	✓	—	—	0.35	✓	3	—	—
<i>percentile rank</i>			47	37	37	48												
<i># of funds in category</i>			217	204	195	138									09-30-2022	—	—	
Metropolitan West Total Return Bd I	MWTIX	Intermediate-Term Bond	-14.79	-2.76	0.09	1.29	✓	6.50	1.10	25.77	✓	—	—	0.44	✓	3	—	—
<i>percentile rank</i>			82	66	52	48												
<i># of funds in category</i>			623	565	513	370									11-30-2022	—	—	
PIMCO Income I2	PONPX	Multisector Bond	-7.90	-0.07	1.59	3.90	✓	7.35	0.92	15.77	✓	—	—	0.61	✓	—	—	—
<i>percentile rank</i>			23	26	23	1												
<i># of funds in category</i>			344	295	258	152									—	—	—	
PIMCO Short-Term I2	PTSPX	Ultrashort Bond	-0.42	0.70	1.22	1.38	✓	2.45	0.10	12.01	✓	—	—	0.55	✓	3	—	—
<i>percentile rank</i>			61	37	58	13												
<i># of funds in category</i>			237	218	180	107									11-30-2022	—	—	
Target Date																		
Vanguard Target Retirement 2020 Fund	VTWNX	Target Date	-14.15	1.33	3.22	5.83	✓	11.48	0.91	9.86	✓	—	✓	0.08	✓	3	1-Low	—
<i>percentile rank</i>			39	55	44	29												
<i># of funds in category</i>			153	143	122	56									11-30-2022	02-15-2022	—	
Vanguard Target Retirement 2025 Fund	VTVX	Target Date	-15.55	1.66	3.58	6.43	✓	13.38	0.96	9.86	✓	—	✓	0.08	✓	3	1-Low	Low Risk
<i>percentile rank</i>			52	46	39	18												
<i># of funds in category</i>			239	214	185	117									11-30-2022	02-15-2022	06-30-2022	
Vanguard Target Retirement 2030 Fund	VTHRX	Target Date	-16.27	2.09	3.94	6.99	✓	14.76	0.96	9.86	✓	—	✓	0.08	✓	3	1-Low	Low Risk
<i>percentile rank</i>			44	51	45	25												
<i># of funds in category</i>			241	214	185	110									11-30-2022	02-15-2022	09-30-2022	
Vanguard Target Retirement 2035 Fund	VTHX	Target Date	-16.62	2.64	4.34	7.57	✓	16.04	0.95	9.86	✓	—	✓	0.08	✓	3	1-Low	Low Risk
<i>percentile rank</i>			37	55	49	29												
<i># of funds in category</i>			232	207	182	114									11-30-2022	02-15-2022	09-30-2022	

SACHEM DENTAL GROUP LLP 401K

Screens Summary (Data as of 12-31-2022)

⊖ Fund Removed from Approved List ⚠ Fund on Watch List

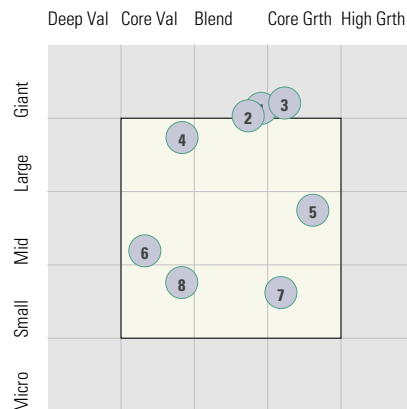
Name	Ticker	Asset Class	Trailing Performance and Risk				Management			Style		Expense		ESG Metrics				
			1 Yr	3 Yr	5 Yr	10 Yr	Pass/ Fail	Std Dev 3 Yr %	Beta 3 Yr %	Tenure	Pass/ Fail	Style Box	Pass/ Fail	Exp Ratio	Pass/ Fail	Sustain. Rating	Commit. Level	Carbon Risk
															Updated	Updated	Updated	
Vanguard Target Retirement 2040 Fund	VFORX	Target Date	-16.98	3.17	4.74	8.06	✔	17.33	0.94	9.86	✔	—	✔	0.08	✔	3	1-Low	Low Risk
<i>percentile rank</i>			36	50	45	26												
<i># of funds in category</i>			236	208	185	110									11-30-2022	02-15-2022	09-30-2022	
Vanguard Target Retirement 2045 Fund	VTIVX	Target Date	-17.36	3.74	5.14	8.34	✔	18.64	0.97	9.86	✔	—	✔	0.08	✔	3	1-Low	Low Risk
<i>percentile rank</i>			31	37	34	21												
<i># of funds in category</i>			232	207	182	113									11-30-2022	02-15-2022	09-30-2022	
Vanguard Target Retirement 2050 Fund	VFIX	Target Date	-17.46	3.80	5.18	8.36	✔	18.82	0.96	9.86	✔	—	✔	0.08	✔	3	1-Low	Low Risk
<i>percentile rank</i>			29	36	37	22												
<i># of funds in category</i>			233	208	185	109									11-30-2022	02-15-2022	09-30-2022	
Vanguard Target Retirement 2055 Fund	VFFVX	Target Date	-17.46	3.79	5.18	8.34	✔	18.83	0.95	9.86	✔	—	✔	0.08	✔	3	1-Low	Low Risk
<i>percentile rank</i>			24	38	39	25												
<i># of funds in category</i>			230	205	182	95									11-30-2022	02-15-2022	09-30-2022	
Vanguard Target Retirement 2060 Fund	VTTX	Target Date	-17.46	3.79	5.18	8.34	✔	18.81	1.35	9.86	✔	—	✔	0.08	✔	3	1-Low	Low Risk
<i>percentile rank</i>			25	43	46	1												
<i># of funds in category</i>			228	198	171	1									11-30-2022	02-15-2022	09-30-2022	
Vanguard Target Retirement 2065 Fund	VLXVX	Target Date	-17.39	3.78	5.15	—	✖	18.82	1.35	5.47	✔	—	✔	0.08	✔	3	1-Low	Low Risk
<i>percentile rank</i>			16	47	49	—												
<i># of funds in category</i>			176	64	15	—									11-30-2022	02-15-2022	09-30-2022	
Vanguard Target Retirement 2070 Fund	VSVNX	Target Date	—	—	—	—	—	—	—	0.51	✖	—	✔	0.08	✔	3	—	Low Risk
<i>percentile rank</i>			—	—	—	—												
<i># of funds in category</i>			176	64	15	—									11-30-2022	—	09-30-2022	
Vanguard Target Retirement Income Fund	VTINX	Target Date	-12.74	0.34	2.30	3.62	✔	8.59	0.88	9.86	✔	—	✔	0.08	✔	3	1-Low	—
<i>percentile rank</i>			54	38	36	40												
<i># of funds in category</i>			178	161	142	96									11-30-2022	02-15-2022	—	
Balanced																		
Vanguard LifeStrategy Cnsvr Gr Inv	VSCGX	Target Risk	-14.99	0.18	2.45	4.44	✔	10.44	1.02	0.85	✖	—	✔	0.12	✔	3	1-Low	—
<i>percentile rank</i>			78	68	45	31												
<i># of funds in category</i>			467	433	406	300									11-30-2022	02-15-2022	—	
Vanguard LifeStrategy Growth Inv	VASGX	Target Risk	-17.09	3.06	4.64	7.60	✔	17.09	1.02	0.85	✖	—	✔	0.14	✔	3	1-Low	Low Risk
<i>percentile rank</i>			63	60	43	34												
<i># of funds in category</i>			322	296	279	224									11-30-2022	02-15-2022	09-30-2022	
Vanguard LifeStrategy Income Inv	VASIX	Target Risk	-13.93	-1.45	1.20	2.77	✔	7.50	0.99	0.85	✖	—	✔	0.11	✔	3	1-Low	—
<i>percentile rank</i>			85	84	64	42												
<i># of funds in category</i>			142	128	125	90									11-30-2022	02-15-2022	—	
Vanguard LifeStrategy Moderate Gr Inv	VSMGX	Target Risk	-16.00	1.65	3.58	6.05	✔	13.71	0.99	0.85	✖	—	✔	0.13	✔	3	1-Low	Low Risk
<i>percentile rank</i>			66	79	64	55												
<i># of funds in category</i>			758	698	658	495									11-30-2022	02-15-2022	09-30-2022	

SACHEM DENTAL GROUP LLP 401K

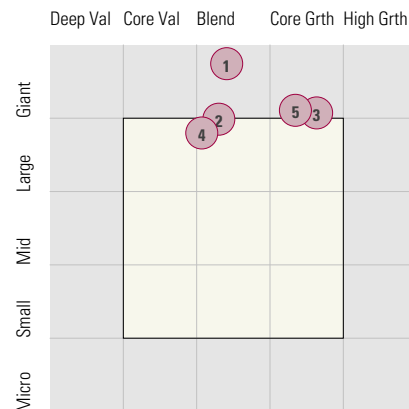
Style Analysis (Data as of 12-31-2022)

Style Analysis

Morningstar Style Box US Stock



Morningstar Style Box Non-US Stock



US Stock Funds

	Category	Super Sectors %			Asset Allocation %			Avg Mkt Cap M\$	
		Cyclical	Defensive	Sensitive	Cash	US Stock	Foreign		
1	JPMorgan US Equity R6	Large Blend	32.33	24.78	42.90	1.16	95.00	3.84	194.14
2	Vanguard 500 Index Admiral	Large Blend Index	28.67	26.71	44.61	0.33	98.54	1.12	161.35
3	JPMorgan Large Cap Growth R6	Large Growth	23.64	26.89	49.47	7.44	91.49	1.07	219.50
4	Vanguard Value Index Adm	Large Value	27.79	39.22	32.98	0.16	99.03	0.81	105.35
5	Vanguard Mid-Cap Growth Index Admiral	Mid-Cap Growth	27.75	17.64	54.62	0.66	98.09	1.25	23.11
6	Vanguard Selected Value Inv	Mid-Cap Value	49.28	14.42	36.29	4.83	88.95	6.22	8.13
7	MFS New Discovery R4	Small Growth	32.46	20.28	47.25	5.38	80.84	13.78	3.47
8	Delaware Small Cap Value Instl	Small Value	51.60	9.80	38.60	2.63	94.78	2.59	4.60

Non-US Stock Funds

	Category	Super Sectors %			Regional Exposure %			Market Maturity %			
		Cyclical	Defensive	Sensitive	Americas	Greater Asia	Greater Europe	Developed	EM%	Avg Mkt Cap M\$	
1	Delaware Emerging Markets Instl	Diversified Emerging Mkts	24.19	14.84	60.97	16.26	80.77	2.96	39.40	60.60	57.15
2	American Funds Intl Gr and Inc R6	Foreign Large Blend	36.70	27.75	35.55	15.73	28.28	55.98	84.41	15.59	39.09
3	Vanguard International Growth Adm	Foreign Large Growth	36.32	25.69	37.98	22.99	27.87	49.14	81.50	18.50	48.09
4	Vanguard International Value Inv	Foreign Large Value	43.14	16.58	40.29	12.02	37.77	50.23	79.69	20.31	25.32
5	American Funds New Perspective R6	Global Stock	36.38	25.93	37.69	62.73	11.29	25.97	95.40	4.60	100.40

Fixed Income Funds

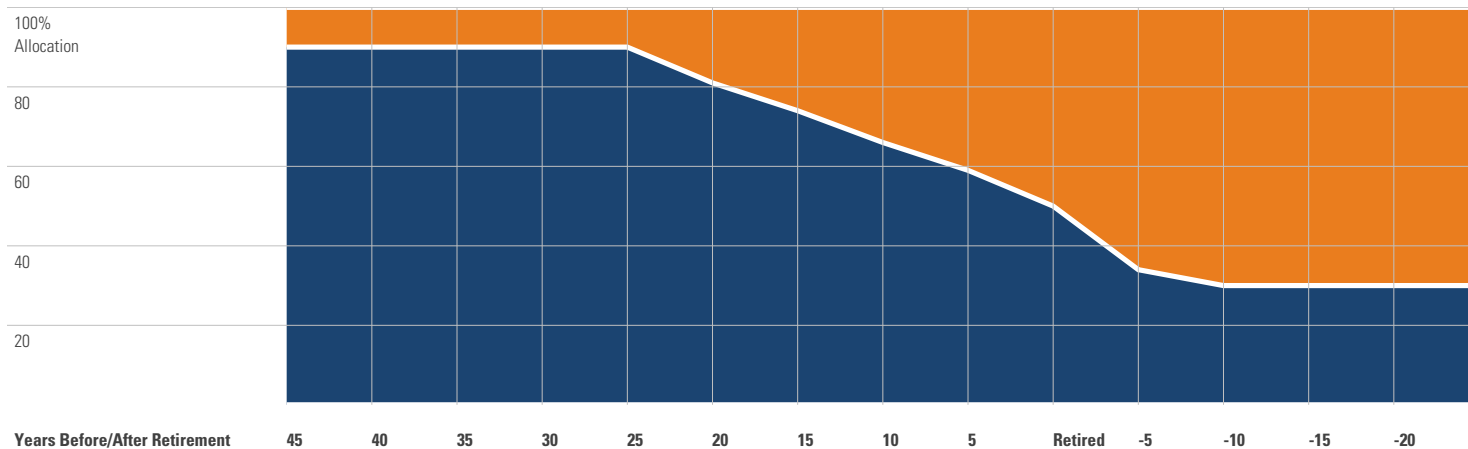
	Category	Super Sectors %				Avg Eff Duration	Credit Quality %			
		US Govt Debt	Mtg	US Credit	Non US		Inv Grade	Below Inv Grade	NR/NA	
1	PIMCO International Bond (USD-Hdg) I-2	Global Bond	40.62	2.82	6.35	0.00	6.67	94.31	5.70	0.00
2	BlackRock High Yield Bond Instl	High Yield Bond	0.01	0.00	83.79	0.00	3.83	15.22	78.60	6.18
3	BlackRock Inflation Protected Bond Instl	Inflation-Protected Bond	81.46	0.00	1.87	0.00	6.74	97.38	0.58	2.04
4	Metropolitan West Total Return Bd I	Intermediate-Term Bond	30.46	17.25	39.61	0.00	6.78	91.08	8.82	0.10
5	PIMCO Income I2	Multisector Bond	27.36	2.53	12.71	0.00	3.22	71.23	28.78	0.00
6	PIMCO Short-Term I2	Ultrashort Bond	8.85	1.89	38.88	0.00	0.00	98.77	1.23	0.00

SACHEM DENTAL GROUP LLP 401K

Target Date Analysis (Data as of 12-31-2022)

Target Date Allocation

● Stocks ● Cash ● Bonds ● Other



Target Date Portfolio Data

Asset Allocation %

	Total Stock	US Stock	Non-US Stock	Total Bond	Infl Prot Bond	HY Bond	Cash	Other	Avg Mkt Cap \$M
Vanguard Target Retirement 2020 Fund	41.82	24.85	16.97	54.88	15.54	0.18	3.27	0.03	57.23
Vanguard Target Retirement 2025 Fund	54.03	31.84	22.19	42.94	6.25	0.15	2.99	0.03	56.84
Vanguard Target Retirement 2030 Fund	62.61	36.80	25.81	34.55	0.00	0.13	2.80	0.04	56.72
Vanguard Target Retirement 2035 Fund	69.63	40.88	28.75	27.40	0.00	0.10	2.93	0.04	56.67
Vanguard Target Retirement 2040 Fund	76.99	45.29	31.70	20.13	0.00	0.08	2.84	0.03	56.76
Vanguard Target Retirement 2045 Fund	84.31	49.69	34.62	12.96	0.00	0.05	2.69	0.04	56.84
Vanguard Target Retirement 2050 Fund	88.00	51.89	36.11	9.33	0.00	0.04	2.64	0.04	56.87
Vanguard Target Retirement 2055 Fund	87.93	51.89	36.04	9.30	0.00	0.04	2.73	0.04	56.90
Vanguard Target Retirement 2060 Fund	87.82	51.88	35.94	9.27	0.00	0.04	2.86	0.04	56.95
Vanguard Target Retirement 2065 Fund	87.85	52.34	35.51	9.12	0.00	0.04	2.99	0.04	57.35
Vanguard Target Retirement 2070 Fund	88.29	53.23	35.06	9.78	0.00	0.04	1.89	0.04	57.92
Vanguard Target Retirement Income Fund	28.79	16.96	11.83	67.58	19.62	0.20	3.60	0.02	56.82