

SOUTH FIRE DISTRICT CITY OF

Screens Summary (Data as of 12-31-2022)

🔴 Fund Removed from Approved List ⚠️ Fund on Watch List

Name	Ticker	Asset Class	Trailing Performance and Risk								Management		Style		Expense		ESG Metrics		
			1 Yr	3 Yr	5 Yr	10 Yr	Pass/ Fail	Std Dev 3 Yr %	Beta 3 Yr %	Tenure	Pass/ Fail	Style Box	Pass/ Fail	Exp Ratio	Pass/ Fail	Sustain. Rating	Commit. Level	Carbon Risk	
																	Updated	Updated	Updated
US Stock																			
DFA US Core Equity 1 I	DFFOX	Large Blend	-15.01	8.06	8.66	12.09	✔️	22.28	1.04	10.85	✔️	🇺🇸	✔️	0.14	✔️	2	—	Medium Risk	
percentile rank			30	23	51	33													
# of funds in category			1,379	1,247	1,137	837									12-31-2022	—	12-31-2022		
Vanguard 500 Index Admiral	VFIAX	Large Blend Index	-18.15	7.62	9.39	12.52	✔️	21.17	1.00	6.68	✔️	🇺🇸	✔️	0.04	✔️	3	1-Low	Low Risk	
percentile rank			52	33	25	13													
# of funds in category			1,379	1,247	1,137	837									12-31-2022	02-15-2022	12-31-2022		
Vanguard Growth Index Admiral	VIGAX	Large Growth	-33.14	6.05	9.61	12.80	✔️	24.60	1.03	28.02	✔️	🇺🇸	✔️	0.05	✔️	4	1-Low	Low Risk	
percentile rank			71	43	34	29													
# of funds in category			1,237	1,133	1,056	807									12-31-2022	02-15-2022	12-31-2022		
Vanguard Value Index Adm	VVIAX	Large Value	-2.08	8.21	8.56	11.91	✔️	20.48	0.94	28.02	✔️	🇺🇸	✔️	0.05	✔️	2	1-Low	Medium Risk	
percentile rank			21	29	20	9													
# of funds in category			1,233	1,161	1,105	825									12-31-2022	02-15-2022	12-31-2022		
MFS Mid Cap Growth R6	OTCKX	Mid-Cap Growth	-28.29	3.59	9.19	—	✔️	23.07	0.90	14.12	✔️	🇺🇸	✔️	0.66	✔️	5	2-Basic	Low Risk	
percentile rank			60	59	20	—													
# of funds in category			592	540	505	395									12-31-2022	02-15-2022	12-31-2022		
Vanguard Mid-Cap Value Index Admiral	VMVAX	Mid-Cap Value	-7.90	6.74	6.39	10.98	✔️	24.01	0.96	16.38	✔️	🇺🇸	✔️	0.07	✔️	4	1-Low	Medium Risk	
percentile rank			47	50	40	13													
# of funds in category			407	395	374	274									12-31-2022	02-15-2022	12-31-2022		
Vanguard Small Cap Growth Index Admiral	VSGAX	Small Growth	-28.39	0.79	5.10	9.27	✔️	25.67	0.95	18.01	✔️	🇺🇸	❌	0.07	✔️	4	1-Low	Medium Risk	
percentile rank			55	80	71	72													
# of funds in category			604	576	534	405									12-31-2022	02-15-2022	12-31-2022		
Vanguard Small Cap Value Index Admiral	VSIAX	Small Value	-9.31	7.13	5.79	10.28	✔️	26.84	0.96	6.68	✔️	🇺🇸	✔️	0.07	✔️	4	1-Low	Medium Risk	
percentile rank			37	41	28	13													
# of funds in category			483	455	428	324									12-31-2022	02-15-2022	12-31-2022		
Non-US Stock																			
American Funds New World R6	RNWGX	Diversified Emerging Mkts	-21.75	1.01	3.04	4.98	✔️	20.37	0.90	23.56	✔️	🇺🇸	✔️	0.57	✔️	3	1-Low	Medium Risk	
percentile rank			58	17	3	2													
# of funds in category			820	736	652	397									12-31-2022	02-15-2022	12-31-2022		
Vanguard Developed Markets Index Admiral	VTMGX	Foreign Large Blend Index	-15.32	1.33	1.67	4.92	✔️	21.45	1.08	9.86	✔️	🇺🇸	✔️	0.07	✔️	2	1-Low	Low Risk	
percentile rank			47	28	35	20													
# of funds in category			763	723	630	440									12-31-2022	02-15-2022	12-31-2022		
Vanguard International Growth Adm	VWILX	Foreign Large Growth	-30.79	3.14	4.75	7.84	✔️	24.95	1.05	13.02	✔️	🇺🇸	✔️	0.34	✔️	3	—	Low Risk	
percentile rank			82	9	13	4													
# of funds in category			443	399	346	230									12-31-2022	—	12-31-2022		
Vanguard International Value Inv	VTRIX	Foreign Large Value	-11.66	1.30	1.36	4.31	✔️	21.95	1.04	12.60	✔️	🇺🇸	✔️	0.36	✔️	2	—	Medium Risk	
percentile rank			75	40	27	25													
# of funds in category			356	326	303	180									12-31-2022	—	12-31-2022		
American Funds New Perspective R6	RNPGX	Global Stock	-25.61	5.54	7.69	10.29	✔️	22.44	1.09	22.10	✔️	—	✔️	0.41	✔️	2	2-Basic	Low Risk	
percentile rank			46	17	17	11													
# of funds in category			366	309	272	179									12-31-2022	02-15-2022	12-31-2022		

SOUTH FIRE DISTRICT CITY OF

Screens Summary (Data as of 12-31-2022)

⊖ Fund Removed from Approved List ⚠ Fund on Watch List

Name	Ticker	Asset Class	Trailing Performance and Risk				Management			Style		Expense		ESG Metrics				
			1 Yr	3 Yr	5 Yr	10 Yr	Pass/ Fail	Std Dev 3 Yr %	Beta 3 Yr %	Tenure	Pass/ Fail	Style Box	Pass/ Fail	Exp Ratio	Sustain. Rating	Commit. Level	Carbon Risk	
																Updated	Updated	Updated
Alternative																		
PIMCO Commodity Real Ret Strat Instl	PCRIX	Commodities Broad Basket	8.85	13.57	7.23	-1.44	✔	22.31	1.17	4.17	✔	—	—	0.76	✔	3	—	—
<i>percentile rank</i>			91	49	36	71												
<i># of funds in category</i>			114	109	91	65									12-31-2022	—	—	
DFA Global Real Estate Securities Port	DFGEX	Global Real Estate	-23.83	-2.37	2.42	5.13	✔	22.83	0.97	12.85	✔	☒	✔	0.24	✔	4	—	Low Risk
<i>percentile rank</i>			22	21	15	9												
<i># of funds in category</i>			193	186	175	111									12-31-2022	—	12-31-2022	
Fixed Income																		
PIMCO International Bond (USD-Hdg) Instl	PFORX	Global Bond	-9.84	-2.00	0.72	2.61	✔	4.88	0.64	8.27	✔	—	—	0.51	✔	3	—	—
<i>percentile rank</i>			14	13	5	1												
<i># of funds in category</i>			130	112	98	59									12-31-2022	—	—	
Vanguard High-Yield Corporate Adm	VWEAX	High Yield Bond	-8.97	-0.15	2.31	3.75	✔	10.27	0.90	14.89	✔	—	—	0.13	✔	—	—	—
<i>percentile rank</i>			27	44	26	23												
<i># of funds in category</i>			687	630	584	417												
Vanguard Inflation-Protected Secs Adm	VAIPX	Inflation-Protected Bond	-11.89	1.09	1.96	1.00	✔	6.84	0.97	1.15	✖	—	—	0.10	✔	3	—	—
<i>percentile rank</i>			54	53	52	43												
<i># of funds in category</i>			217	204	195	138									12-31-2022	—	—	
Western Asset Core Bond IS	WACSX	Intermediate-Term Bond	-16.86	-3.77	-0.44	1.37	✔	7.53	1.25	16.02	✔	☒	—	0.43	✔	3	—	—
<i>percentile rank</i>			97	95	74	14												
<i># of funds in category</i>			471	423	389	289									12-31-2022	—	—	
PIMCO Income Instl	PIMIX	Multisector Bond	-7.81	0.03	1.69	4.00	✔	7.35	0.92	15.77	✔	—	—	0.51	✔	—	—	—
<i>percentile rank</i>			23	25	20	1												
<i># of funds in category</i>			344	295	258	152												
PIMCO Short-Term Instl	PTSHX	Ultrashort Bond	-0.33	0.80	1.32	1.48	✔	2.44	0.10	12.01	✔	—	—	0.45	✔	3	—	—
<i>percentile rank</i>			59	27	42	7												
<i># of funds in category</i>			237	218	180	107									12-31-2022	—	—	
Target Date																		
Vanguard Target Retirement 2020 Fund	VTWNX	Target Date	-14.15	1.33	3.22	5.83	✔	11.48	0.91	9.86	✔	—	✔	0.08	✔	3	1-Low	—
<i>percentile rank</i>			39	55	44	29												
<i># of funds in category</i>			153	143	122	56									12-31-2022	02-15-2022	—	
Vanguard Target Retirement 2025 Fund	VTVX	Target Date	-15.55	1.66	3.58	6.43	✔	13.38	0.96	9.86	✔	—	✔	0.08	✔	3	1-Low	Low Risk
<i>percentile rank</i>			52	46	39	18												
<i># of funds in category</i>			239	214	185	117									12-31-2022	02-15-2022	12-31-2022	
Vanguard Target Retirement 2030 Fund	VTHRX	Target Date	-16.27	2.09	3.94	6.99	✔	14.76	0.96	9.86	✔	—	✔	0.08	✔	3	1-Low	Low Risk
<i>percentile rank</i>			44	51	45	25												
<i># of funds in category</i>			241	214	185	110									12-31-2022	02-15-2022	12-31-2022	
Vanguard Target Retirement 2035 Fund	VTHX	Target Date	-16.62	2.64	4.34	7.57	✔	16.04	0.95	9.86	✔	—	✔	0.08	✔	3	1-Low	Low Risk
<i>percentile rank</i>			37	55	49	29												
<i># of funds in category</i>			232	207	182	114									12-31-2022	02-15-2022	12-31-2022	

SOUTH FIRE DISTRICT CITY OF

Screens Summary (Data as of 12-31-2022)

⊖ Fund Removed from Approved List ⚠ Fund on Watch List

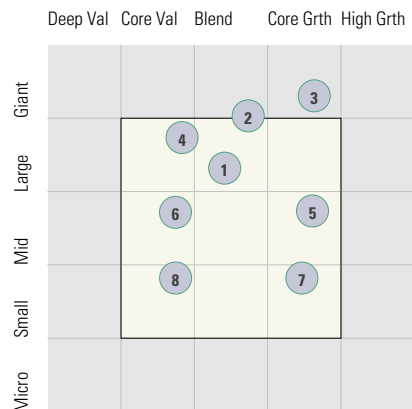
Name	Ticker	Asset Class	Trailing Performance and Risk				Management			Style		Expense		ESG Metrics				
			1 Yr	3 Yr	5 Yr	10 Yr	Pass/ Fail	Std Dev 3 Yr %	Beta 3 Yr %	Tenure	Pass/ Fail	Style Box	Pass/ Fail	Exp Ratio	Pass/ Fail	Sustain. Rating	Commit. Level	Carbon Risk
															Updated	Updated	Updated	
Vanguard Target Retirement 2040 Fund	VFORX	Target Date	-16.98	3.17	4.74	8.06	✔	17.33	0.94	9.86	✔	—	✔	0.08	✔	3	1-Low	Low Risk
<i>percentile rank</i>			36	50	45	26												
<i># of funds in category</i>			236	208	185	110									12-31-2022	02-15-2022	12-31-2022	
Vanguard Target Retirement 2045 Fund	VTIVX	Target Date	-17.36	3.74	5.14	8.34	✔	18.64	0.97	9.86	✔	—	✔	0.08	✔	3	1-Low	Low Risk
<i>percentile rank</i>			31	37	34	21												
<i># of funds in category</i>			232	207	182	113									12-31-2022	02-15-2022	12-31-2022	
Vanguard Target Retirement 2050 Fund	VFIX	Target Date	-17.46	3.80	5.18	8.36	✔	18.82	0.96	9.86	✔	—	✔	0.08	✔	3	1-Low	Low Risk
<i>percentile rank</i>			29	36	37	22												
<i># of funds in category</i>			233	208	185	109									12-31-2022	02-15-2022	12-31-2022	
Vanguard Target Retirement 2055 Fund	VFFVX	Target Date	-17.46	3.79	5.18	8.34	✔	18.83	0.95	9.86	✔	—	✔	0.08	✔	3	1-Low	Low Risk
<i>percentile rank</i>			24	38	39	25												
<i># of funds in category</i>			230	205	182	95									12-31-2022	02-15-2022	12-31-2022	
Vanguard Target Retirement 2060 Fund	VTSX	Target Date	-17.46	3.79	5.18	8.34	✔	18.81	1.35	9.86	✔	—	✔	0.08	✔	3	1-Low	Low Risk
<i>percentile rank</i>			25	43	46	1												
<i># of funds in category</i>			228	198	171	1									12-31-2022	02-15-2022	12-31-2022	
Vanguard Target Retirement 2065 Fund	VLXVX	Target Date	-17.39	3.78	5.15	—	✖	18.82	1.35	5.47	✔	—	✔	0.08	✔	3	1-Low	Low Risk
<i>percentile rank</i>			16	47	49	—												
<i># of funds in category</i>			176	64	15	—									12-31-2022	02-15-2022	12-31-2022	
Vanguard Target Retirement 2070 Fund	VSVNX	Target Date	—	—	—	—	—	—	—	0.51	✖	—	✔	0.08	✔	3	—	Low Risk
<i>percentile rank</i>			—	—	—	—												
<i># of funds in category</i>			176	64	15	—									12-31-2022	—	12-31-2022	
Vanguard Target Retirement Income Fund	VTINX	Target Date	-12.74	0.34	2.30	3.62	✔	8.59	0.88	9.86	✔	—	✔	0.08	✔	3	1-Low	—
<i>percentile rank</i>			54	38	36	40												
<i># of funds in category</i>			178	161	142	96									12-31-2022	02-15-2022	—	
Balanced																		
American Funds American Balanced R6	RLBGX	Moderate Allocation	-11.83	4.42	5.84	8.59	✔	13.31	0.95	24.01	✔	—	✔	0.25	✔	2	1-Low	Low Risk
<i>percentile rank</i>			24	18	17	5												
<i># of funds in category</i>			758	698	658	495									12-31-2022	02-15-2022	12-31-2022	

SOUTH FIRE DISTRICT CITY OF

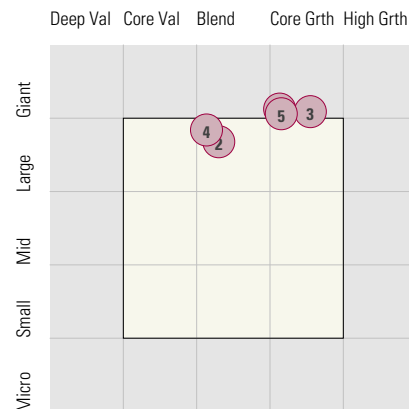
Style Analysis (Data as of 12-31-2022)

Style Analysis

Morningstar Style Box US Stock



Morningstar Style Box Non-US Stock



US Stock Funds

Fund	Category	Super Sectors %			Asset Allocation %			Avg Mkt Cap M\$
		Cyclical	Defensive	Sensitive	Cash	US Stock	Foreign	
1 DFA US Core Equity 1 I	Large Blend	31.11	23.44	45.45	0.93	97.84	1.22	57.32
2 Vanguard 500 Index Admiral	Large Blend Index	28.67	26.71	44.61	0.33	98.54	1.12	161.35
3 Vanguard Growth Index Admiral	Large Growth	29.10	12.51	58.39	0.34	98.42	1.24	238.49
4 Vanguard Value Index Adm	Large Value	27.79	39.22	32.98	0.16	99.03	0.81	105.35
5 MFS Mid Cap Growth R6	Mid-Cap Growth	34.43	19.92	45.64	2.06	87.01	10.93	20.71
6 Vanguard Mid-Cap Value Index Admiral	Mid-Cap Value	43.78	28.95	27.26	0.41	97.96	1.63	21.77
7 Vanguard Small Cap Growth Index Admiral	Small Growth	24.85	25.72	49.44	1.98	97.36	0.66	4.85
8 Vanguard Small Cap Value Index Admiral	Small Value	50.02	15.31	34.67	0.65	98.65	0.70	4.90

Non-US Stock Funds

Fund	Category	Super Sectors %			Regional Exposure %			Market Maturity %		
		Cyclical	Defensive	Sensitive	Americas	Greater Asia	Greater Europe	Developed	EM%	Avg Mkt Cap M\$
1 American Funds New World R6	Diversified Emerging Mkts	40.45	23.60	35.96	36.28	39.06	24.67	60.61	39.39	52.53
2 Vanguard Developed Markets Index Admiral	Foreign Large Blend Index	41.39	22.98	35.64	10.76	36.24	53.00	99.43	0.57	27.03
3 Vanguard International Growth Adm	Foreign Large Growth	35.62	24.85	39.52	19.40	30.58	50.02	79.91	20.09	51.99
4 Vanguard International Value Inv	Foreign Large Value	43.79	16.66	39.54	9.51	40.34	50.14	79.78	20.22	28.83
5 American Funds New Perspective R6	Global Stock	31.85	28.05	40.11	56.45	12.38	31.17	95.03	4.97	91.08

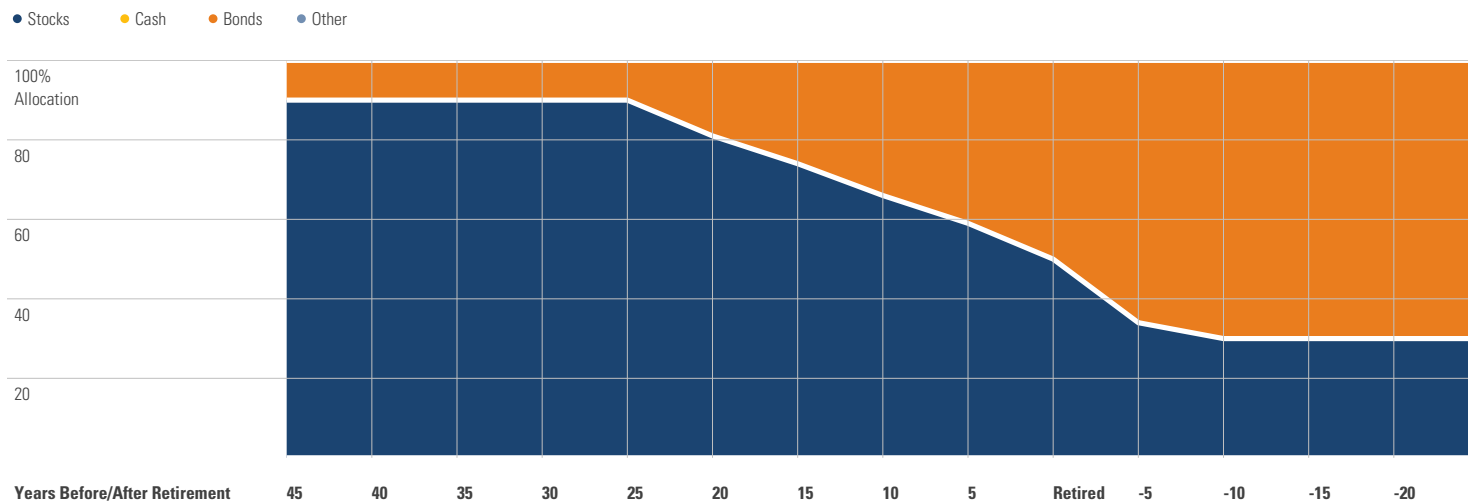
Fixed Income Funds

Fund	Category	Super Sectors %				Other Stats	Credit Quality %		
		US Govt Debt	Mtg	US Credit	Non US		Avg Eff Duration	Inv Grade	Below Inv Grade
1 PIMCO International Bond (USD-Hdg) Instl	Global Bond	40.62	2.82	6.35	0.00	6.67	94.31	5.70	0.00
2 Vanguard High-Yield Corporate Adm	High Yield Bond	5.10	0.00	85.52	0.00	3.94	13.62	86.14	0.24
3 Vanguard Inflation-Protected Secs Adm	Inflation-Protected Bond	95.86	0.00	0.00	0.00	6.54	95.88	0.00	4.12
4 Western Asset Core Bond IS	Intermediate-Term Bond	19.96	22.28	49.87	0.00	7.11	104.92	1.10	-6.02
5 PIMCO Income Instl	Multisector Bond	27.36	2.53	12.71	0.00	3.22	71.23	28.78	0.00
6 PIMCO Short-Term Instl	Ultrashort Bond	8.85	1.89	38.88	0.00	0.00	98.77	1.23	0.00

SOUTH FIRE DISTRICT CITY OF

Target Date Analysis (Data as of 12-31-2022)

Target Date Allocation



Target Date Portfolio Data

	Asset Allocation %								
	Total Stock	US Stock	Non-US Stock	Total Bond	Infl Prot Bond	HY Bond	Cash	Other	Avg Mkt Cap \$M
Vanguard Target Retirement 2020 Fund	41.82	24.85	16.97	54.88	15.54	0.18	3.27	0.03	57.23
Vanguard Target Retirement 2025 Fund	54.03	31.84	22.19	42.94	6.25	0.15	2.99	0.03	56.84
Vanguard Target Retirement 2030 Fund	62.61	36.80	25.81	34.55	0.00	0.13	2.80	0.04	56.72
Vanguard Target Retirement 2035 Fund	69.63	40.88	28.75	27.40	0.00	0.10	2.93	0.04	56.67
Vanguard Target Retirement 2040 Fund	76.99	45.29	31.70	20.13	0.00	0.08	2.84	0.03	56.76
Vanguard Target Retirement 2045 Fund	84.31	49.69	34.62	12.96	0.00	0.05	2.69	0.04	56.84
Vanguard Target Retirement 2050 Fund	88.00	51.89	36.11	9.33	0.00	0.04	2.64	0.04	56.87
Vanguard Target Retirement 2055 Fund	87.93	51.89	36.04	9.30	0.00	0.04	2.73	0.04	56.90
Vanguard Target Retirement 2060 Fund	87.82	51.88	35.94	9.27	0.00	0.04	2.86	0.04	56.95
Vanguard Target Retirement 2065 Fund	87.85	52.34	35.51	9.12	0.00	0.04	2.99	0.04	57.35
Vanguard Target Retirement 2070 Fund	88.29	53.23	35.06	9.78	0.00	0.04	1.89	0.04	57.92
Vanguard Target Retirement Income Fund	28.79	16.96	11.83	67.58	19.62	0.20	3.60	0.02	56.82