

SHAFFNER HEANEY ASSOCIATES INC 401K

Screens Summary (Data as of 12-31-2022)

⊖ Fund Removed from Approved List ⚠ Fund on Watch List

Name	Ticker	Asset Class	Trailing Performance and Risk				Management			Style		Expense		ESG Metrics				
			1 Yr	3 Yr	5 Yr	10 Yr	Pass/ Fail	Std Dev 3 Yr %	Beta 3 Yr %	Tenure	Pass/ Fail	Style Box	Pass/ Fail	Exp Ratio	Pass/ Fail	Sustain. Rating	Commit. Level	Carbon Risk
															Updated	Updated	Updated	
US Stock																		
Vanguard 500 Index Admiral	VFIAX	Large Blend Index	-18.15	7.62	9.39	12.52	✓	21.17	1.00	6.68	✓	☒	✓	0.04	✓	3	1-Low	Low Risk
percentile rank			52	33	25	13												
# of funds in category			1,379	1,247	1,137	837												
															11-30-2022	02-15-2022	09-30-2022	
Fidelity® Contrafund®	FCNTX	Large Growth	-28.26	5.76	8.52	12.40	✓	21.91	0.91	32.31	✓	☒	✓	0.81	✓	2	1-Low	Low Risk
percentile rank			42	48	52	38												
# of funds in category			1,237	1,133	1,056	807												
															11-30-2022	02-15-2022	09-30-2022	
American Funds Washington Mutual R6	RWMGX	Large Value	-8.18	8.55	9.41	12.25	✓	19.43	0.89	25.52	✓	☒	✗	0.26	✓	2	1-Low	Low Risk
percentile rank			5	16	22	26												
# of funds in category			1,379	1,247	1,137	837												
															11-30-2022	02-15-2022	09-30-2022	
Vanguard Mid Cap Index Admiral	VIMAX	Mid-Cap Blend	-18.71	6.17	7.32	11.10	✓	23.61	0.98	24.63	✓	☒	✓	0.05	✓	4	1-Low	Medium Risk
percentile rank			86	56	30	17												
# of funds in category			413	378	350	227												
															11-30-2022	02-15-2022	09-30-2022	
MFS New Discovery R4	MNDJX	Small Growth	-29.64	1.17	7.58	9.80	✓	25.48	0.93	9.01	✓	☒	✓	0.99	✓	4	-	Low Risk
percentile rank			65	75	34	58												
# of funds in category			604	576	534	405												
															11-30-2022	-	09-30-2022	
Delaware Small Cap Value Instl	DEVIX	Small Value	-12.20	5.20	4.28	9.06	✓	27.97	0.99	10.51	✓	☒	✓	0.86	✓	3	-	Medium Risk
percentile rank			64	70	60	43												
# of funds in category			483	455	428	324												
															11-30-2022	-	09-30-2022	
Non-US Stock																		
American Funds New World R6	RNWXG	Diversified Emerging Mkts	-21.75	1.01	3.04	4.98	✓	20.37	0.90	23.56	✓	☒	✓	0.57	✓	3	1-Low	Low Risk
percentile rank			58	17	3	2												
# of funds in category			820	736	652	397												
															11-30-2022	02-15-2022	09-30-2022	
American Funds Intl Gr and Inc R6	RIGGX	Foreign Large Blend	-15.16	0.36	2.06	4.28	✓	21.51	1.08	14.26	✓	☒	✓	0.54	✓	2	1-Low	Low Risk
percentile rank			44	56	22	48												
# of funds in category			763	723	630	440												
															11-30-2022	02-15-2022	09-30-2022	
Vanguard Developed Markets Index Admiral	VTMGX	Foreign Large Blend Index	-15.32	1.33	1.67	4.92	✓	21.45	1.08	9.86	✓	☒	✓	0.07	✓	2	1-Low	Low Risk
percentile rank			47	28	35	20												
# of funds in category			763	723	630	440												
															11-30-2022	02-15-2022	09-30-2022	
Alternative																		
Vanguard Real Estate Index Admiral	VGSIX	Real Estate	-26.20	-0.41	3.68	6.42	✓	22.84	0.96	26.65	✓	—	✓	0.12	✓	3	1-Low	Low Risk
percentile rank			61	57	50	34												
# of funds in category			257	238	214	155												
															11-30-2022	02-15-2022	09-30-2022	
Fixed Income																		
BlackRock Inflation Protected Bond Instl	BPRIX	Inflation-Protected Bond	-11.49	1.51	2.13	0.97	✓	7.28	1.03	5.88	✓	—	—	0.35	✓	3	-	-
percentile rank			47	37	37	48												
# of funds in category			217	204	195	138												
															09-30-2022	-	-	

SHAFFNER HEANEY ASSOCIATES INC 401K

Screens Summary (Data as of 12-31-2022)

⊖ Fund Removed from Approved List ⚠ Fund on Watch List

Name	Ticker	Asset Class	Trailing Performance and Risk				Management			Style		Expense		ESG Metrics				
			1 Yr	3 Yr	5 Yr	10 Yr	Pass/ Fail	Std Dev 3 Yr %	Beta 3 Yr %	Tenure	Pass/ Fail	Style Box	Pass/ Fail	Exp Ratio	Sustain. Rating	Commit. Level	Carbon Risk	
Baird Aggregate Bond Inst	BAGIX	Intermediate-Term Bond	-13.35	-2.48	0.25	1.49	✓	6.23	1.05	22.27	✓	☒	—	0.30	✓	3	1-Low	—
<i>percentile rank</i>			49	31	22	9												
<i># of funds in category</i>			471	423	389	289									11-30-2022	02-15-2022	—	
PIMCO Income I2	PONPX	Multisector Bond	-7.90	-0.07	1.59	3.90	✓	7.35	0.92	15.77	✓	—	—	0.61	✓	—	—	—
<i>percentile rank</i>			23	26	23	1												
<i># of funds in category</i>			344	295	258	152												
Federated Hermes Govt Ultrashort IS	FGUSX	Ultrashort Bond	0.43	0.61	1.17	0.77	✘	0.60	0.06	25.49	✓	—	—	0.26	✓	—	—	—
<i>percentile rank</i>			39	47	63	67												
<i># of funds in category</i>			237	218	180	107												

Target Date																		
Vanguard Target Retirement 2020 Fund	VTWNX	Target Date	-14.15	1.33	3.22	5.83	✓	11.48	0.91	9.86	✓	—	✓	0.08	✓	3	1-Low	—
<i>percentile rank</i>			39	55	44	29												
<i># of funds in category</i>			153	143	122	56									11-30-2022	02-15-2022	—	
Vanguard Target Retirement 2025 Fund	VTTVX	Target Date	-15.55	1.66	3.58	6.43	✓	13.38	0.96	9.86	✓	—	✓	0.08	✓	3	1-Low	Low Risk
<i>percentile rank</i>			52	46	39	18												
<i># of funds in category</i>			239	214	185	117									11-30-2022	02-15-2022	06-30-2022	
Vanguard Target Retirement 2030 Fund	VTHRX	Target Date	-16.27	2.09	3.94	6.99	✓	14.76	0.96	9.86	✓	—	✓	0.08	✓	3	1-Low	Low Risk
<i>percentile rank</i>			44	51	45	25												
<i># of funds in category</i>			241	214	185	110									11-30-2022	02-15-2022	09-30-2022	
Vanguard Target Retirement 2035 Fund	VTHX	Target Date	-16.62	2.64	4.34	7.57	✓	16.04	0.95	9.86	✓	—	✓	0.08	✓	3	1-Low	Low Risk
<i>percentile rank</i>			37	55	49	29												
<i># of funds in category</i>			232	207	182	114									11-30-2022	02-15-2022	09-30-2022	
Vanguard Target Retirement 2040 Fund	VFORX	Target Date	-16.98	3.17	4.74	8.06	✓	17.33	0.94	9.86	✓	—	✓	0.08	✓	3	1-Low	Low Risk
<i>percentile rank</i>			36	50	45	26												
<i># of funds in category</i>			236	208	185	110									11-30-2022	02-15-2022	09-30-2022	
Vanguard Target Retirement 2045 Fund	VTIVX	Target Date	-17.36	3.74	5.14	8.34	✓	18.64	0.97	9.86	✓	—	✓	0.08	✓	3	1-Low	Low Risk
<i>percentile rank</i>			31	37	34	21												
<i># of funds in category</i>			232	207	182	113									11-30-2022	02-15-2022	09-30-2022	
Vanguard Target Retirement 2050 Fund	VVIFX	Target Date	-17.46	3.80	5.18	8.36	✓	18.82	0.96	9.86	✓	—	✓	0.08	✓	3	1-Low	Low Risk
<i>percentile rank</i>			29	36	37	22												
<i># of funds in category</i>			233	208	185	109									11-30-2022	02-15-2022	09-30-2022	
Vanguard Target Retirement 2055 Fund	VFFVX	Target Date	-17.46	3.79	5.18	8.34	✓	18.83	0.95	9.86	✓	—	✓	0.08	✓	3	1-Low	Low Risk
<i>percentile rank</i>			24	38	39	25												
<i># of funds in category</i>			230	205	182	95									11-30-2022	02-15-2022	09-30-2022	
Vanguard Target Retirement 2060 Fund	VTTSX	Target Date	-17.46	3.79	5.18	8.34	✓	18.81	1.35	9.86	✓	—	✓	0.08	✓	3	1-Low	Low Risk
<i>percentile rank</i>			25	43	46	1												
<i># of funds in category</i>			228	198	171	1									11-30-2022	02-15-2022	09-30-2022	
Vanguard Target Retirement 2065 Fund	VLXVX	Target Date	-17.39	3.78	5.15	—	✘	18.82	1.35	5.47	✓	—	✓	0.08	✓	3	1-Low	Low Risk
<i>percentile rank</i>			16	47	49	—												
<i># of funds in category</i>			176	64	15	—									11-30-2022	02-15-2022	09-30-2022	
Vanguard Target Retirement 2070 Fund	VSVNX	Target Date	—	—	—	—	—	—	—	0.51	✘	—	✓	0.08	✓	3	—	Low Risk
<i>percentile rank</i>			—	—	—	—												
<i># of funds in category</i>			176	64	15	—									11-30-2022	—	09-30-2022	

©2023 Morningstar Investment Management LLC. All Rights Reserved. Morningstar Investment Management LLC is a registered investment adviser and subsidiary of Morningstar, Inc. The services are either performed by Morningstar Investment Management or an affiliate. The data shown represents past performance which is no guarantee of future performance. The Morningstar name and logo are registered marks of Morningstar, Inc. This report is not complete without the accompanying disclosure. Please visit https://fiduciaryservices.morningstar.com/Disclosures/Fiduciary_Services_Report_Disclosure.pdf to view these disclosures.



SHAFFNER HEANEY ASSOCIATES INC 401K

Screens Summary (Data as of 12-31-2022)

⊖ Fund Removed from Approved List
 ! Fund on Watch List

Name	Ticker	Asset Class	Trailing Performance and Risk							Management			Style		Expense		ESG Metrics		
			1 Yr	3 Yr	5 Yr	10 Yr	Pass/ Fail	Std Dev 3 Yr %	Beta 3 Yr %	Tenure	Pass/ Fail	Style Box	Pass/ Fail	Exp Ratio	Pass/ Fail	Sustain. Rating	Commit. Level	Carbon Risk	
																	Updated	Updated	Updated
Vanguard Target Retirement Income Fund	VTINX	Target Date	-12.74	0.34	2.30	3.62	✔	8.59	0.88	9.86	✔	—	✔	0.08	✔	3	1-Low	—	
<i>percentile rank</i>			54	38	36	40													
<i># of funds in category</i>			178	161	142	96									11-30-2022	02-15-2022	—		

Balanced

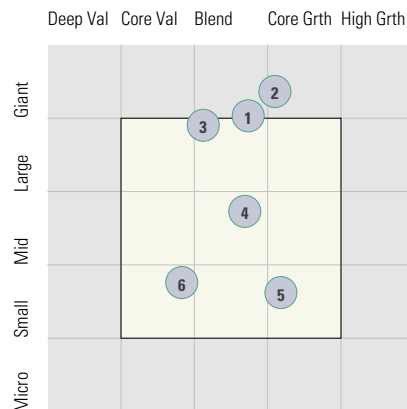
BlackRock Global Allocation Instl	MALOX	Global Allocation	-15.83	2.85	3.45	4.99	✔	14.32	0.99	6.00	✔	🇺🇸	✔	0.84	✔	3	—	Low Risk
<i>percentile rank</i>			63	29	24	28												
<i># of funds in category</i>			430	408	375	269									11-30-2022	—	09-30-2022	

SHAFFNER HEANEY ASSOCIATES INC 401K

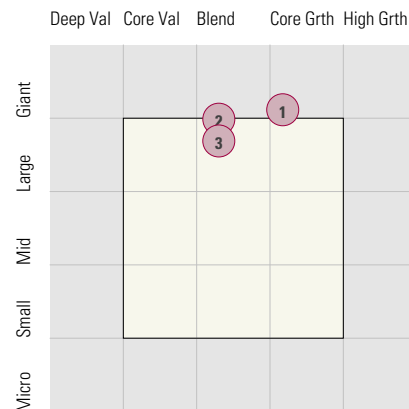
Style Analysis (Data as of 12-31-2022)

Style Analysis

Morningstar Style Box US Stock



Morningstar Style Box Non-US Stock



US Stock Funds

	Category	Super Sectors %			Asset Allocation %			Avg Mkt Cap M\$	
		Cyclical	Defensive	Sensitive	Cash	US Stock	Foreign		
1	Vanguard 500 Index Admiral	Large Blend Index	28.67	26.71	44.61	0.33	98.54	1.12	161.35
2	Fidelity® Contrafund®	Large Growth	32.21	21.88	45.92	2.73	89.77	5.61	255.82
3	American Funds Washington Mutual R6	Large Value	26.94	33.10	39.96	4.63	87.39	7.73	121.35
4	Vanguard Mid Cap Index Admiral	Mid-Cap Blend	36.29	23.70	40.00	1.15	97.41	1.44	22.38
5	MFS New Discovery R4	Small Growth	32.46	20.28	47.25	5.38	80.84	13.78	3.47
6	Delaware Small Cap Value Instl	Small Value	51.60	9.80	38.60	2.63	94.78	2.59	4.60

Non-US Stock Funds

	Category	Super Sectors %			Regional Exposure %			Market Maturity %			
		Cyclical	Defensive	Sensitive	Americas	Greater Asia	Greater Europe	Developed	EM%	Avg Mkt Cap M\$	
1	American Funds New World R6	Diversified Emerging Mkts	38.94	24.45	36.60	39.27	39.96	20.78	59.14	40.86	49.35
2	American Funds Intl Gr and Inc R6	Foreign Large Blend	36.70	27.75	35.55	15.73	28.28	55.98	84.41	15.59	39.09
3	Vanguard Developed Markets Index Admiral	Foreign Large Blend Index	41.13	22.49	36.38	11.13	36.20	52.68	99.44	0.56	27.54

Fixed Income Funds

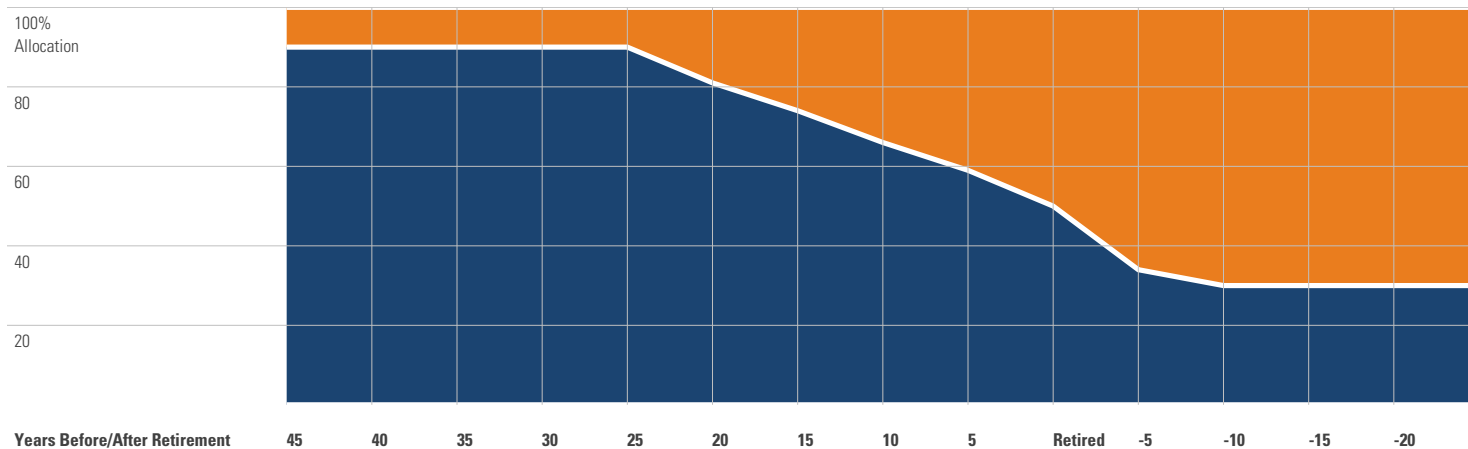
	Category	Super Sectors %				Other Stats		Credit Quality %		
		US Govt Debt	Mtg	US Credit	Non US	Avg Eff Duration	Inv Grade	Below Inv Grade	NR/NA	
1	BlackRock Inflation Protected Bond Instl	Inflation-Protected Bond	81.46	0.00	1.87	0.00	6.74	97.38	0.58	2.04
2	Baird Aggregate Bond Inst	Intermediate-Term Bond	24.00	23.55	44.16	0.00	6.20	99.70	0.30	0.00
3	PIMCO Income I2	Multisector Bond	27.36	2.53	12.71	0.00	3.22	71.23	28.78	0.00
4	Federated Hermes Govt Ultrashort IS	Ultrashort Bond	6.41	29.59	0.00	0.00	0.36	100.00	0.00	0.00

SHAFFNER HEANEY ASSOCIATES INC 401K

Target Date Analysis (Data as of 12-31-2022)

Target Date Allocation

● Stocks ● Cash ● Bonds ● Other



Target Date Portfolio Data

Asset Allocation %

	Total Stock	US Stock	Non-US Stock	Total Bond	Infl Prot Bond	HY Bond	Cash	Other	Avg Mkt Cap \$M
Vanguard Target Retirement 2020 Fund	41.82	24.85	16.97	54.88	15.54	0.18	3.27	0.03	57.23
Vanguard Target Retirement 2025 Fund	54.03	31.84	22.19	42.94	6.25	0.15	2.99	0.03	56.84
Vanguard Target Retirement 2030 Fund	62.61	36.80	25.81	34.55	0.00	0.13	2.80	0.04	56.72
Vanguard Target Retirement 2035 Fund	69.63	40.88	28.75	27.40	0.00	0.10	2.93	0.04	56.67
Vanguard Target Retirement 2040 Fund	76.99	45.29	31.70	20.13	0.00	0.08	2.84	0.03	56.76
Vanguard Target Retirement 2045 Fund	84.31	49.69	34.62	12.96	0.00	0.05	2.69	0.04	56.84
Vanguard Target Retirement 2050 Fund	88.00	51.89	36.11	9.33	0.00	0.04	2.64	0.04	56.87
Vanguard Target Retirement 2055 Fund	87.93	51.89	36.04	9.30	0.00	0.04	2.73	0.04	56.90
Vanguard Target Retirement 2060 Fund	87.82	51.88	35.94	9.27	0.00	0.04	2.86	0.04	56.95
Vanguard Target Retirement 2065 Fund	87.85	52.34	35.51	9.12	0.00	0.04	2.99	0.04	57.35
Vanguard Target Retirement 2070 Fund	88.29	53.23	35.06	9.78	0.00	0.04	1.89	0.04	57.92
Vanguard Target Retirement Income Fund	28.79	16.96	11.83	67.58	19.62	0.20	3.60	0.02	56.82