

SEACREST SERVICES INC 401K PROFIT

Screens Summary (Data as of 12-31-2022)

🚫 Fund Removed from Approved List ⚠️ Fund on Watch List

Name	Ticker	Asset Class	Trailing Performance and Risk				Management			Style		Expense		ESG Metrics				
			1 Yr	3 Yr	5 Yr	10 Yr	Pass/ Fail	Std Dev 3 Yr %	Beta 3 Yr %	Tenure	Pass/ Fail	Style Box	Pass/ Fail	Exp Ratio	Sustain. Rating	Commit. Level	Carbon Risk	
Alternative																		
⚠️ Invesco Balanced-Risk Commodity Strat R6	IBRFX	Commodities Broad Basket	8.13	11.63	5.07	-0.89	✖️	18.02	0.86	12.09	✔️	—	—	1.11	✔️	—	—	—
<i>percentile rank</i>			93	76	83	55												
<i># of funds in category</i>			114	109	91	65												
Vanguard Real Estate Index Admiral	VGSLX	Real Estate	-26.20	-0.41	3.68	6.42	✔️	22.84	0.96	26.65	✔️	—	✔️	0.12	✔️	3	1-Low	Low Risk
<i>percentile rank</i>			61	57	50	34												
<i># of funds in category</i>			257	238	214	155									11-30-2022	02-15-2022	09-30-2022	
Fixed Income																		
PIMCO International Bond (USD-Hdg) I-2	PFBPX	Global Bond	-9.93	-2.10	0.62	2.50	✔️	4.88	0.64	8.27	✔️	—	—	0.61	✔️	3	—	—
<i>percentile rank</i>			14	14	6	3												
<i># of funds in category</i>			130	112	98	59									11-30-2022			
BlackRock High Yield Bond Instl	BHYIX	High Yield Bond	-10.43	0.12	2.37	4.15	✔️	11.42	1.01	15.01	✔️	—	—	0.58	✔️	—	2-Basic	—
<i>percentile rank</i>			42	37	24	12												
<i># of funds in category</i>			687	630	584	417										02-15-2022		
BlackRock Inflation Protected Bond Instl	BPRIX	Inflation-Protected Bond	-11.49	1.51	2.13	0.97	✔️	7.28	1.03	5.88	✔️	—	—	0.35	✔️	3	—	—
<i>percentile rank</i>			47	37	37	48												
<i># of funds in category</i>			217	204	195	138									09-30-2022			
Metropolitan West Total Return Bd I	MWTIX	Intermediate-Term Bond	-14.79	-2.76	0.09	1.29	✔️	6.50	1.10	25.77	✔️	—	—	0.44	✔️	3	—	—
<i>percentile rank</i>			82	66	52	48												
<i># of funds in category</i>			623	565	513	370									11-30-2022			
PIMCO Income I2	PONPX	Multisector Bond	-7.90	-0.07	1.59	3.90	✔️	7.35	0.92	15.77	✔️	—	—	0.61	✔️	—	—	—
<i>percentile rank</i>			23	26	23	1												
<i># of funds in category</i>			344	295	258	152												
PIMCO Short-Term I2	PTSPX	Ultrashort Bond	-0.42	0.70	1.22	1.38	✔️	2.45	0.10	12.01	✔️	—	—	0.55	✔️	3	—	—
<i>percentile rank</i>			61	37	58	13												
<i># of funds in category</i>			237	218	180	107									11-30-2022			
Target Date																		
American Funds 2010 Trgt Date Retire R6	RFTTX	Target Date	-9.15	2.76	3.80	5.47	✔️	9.40	0.88	11.01	✔️	—	✔️	0.28	✔️	2	—	—
<i>percentile rank</i>			1	1	1	1												
<i># of funds in category</i>			128	113	82	50									11-30-2022			
American Funds 2015 Trgt Date Retire R6	RFJTX	Target Date	-10.25	2.86	4.00	5.96	✔️	10.26	0.88	11.01	✔️	—	✔️	0.30	✔️	2	—	—
<i>percentile rank</i>			1	1	1	1												
<i># of funds in category</i>			125	115	95	43									11-30-2022			
American Funds 2020 Trgt Date Retire R6	RRCTX	Target Date	-11.01	3.00	4.21	6.55	✔️	10.77	0.84	11.01	✔️	—	✔️	0.30	✔️	2	—	—
<i>percentile rank</i>			1	1	1	1												
<i># of funds in category</i>			153	143	122	56									11-30-2022			
American Funds 2025 Trgt Date Retire R6	RFDTX	Target Date	-12.74	3.40	4.69	7.48	✔️	12.08	0.87	11.01	✔️	—	✔️	0.32	✔️	3	—	Low Risk
<i>percentile rank</i>			8	1	1	1												
<i># of funds in category</i>			239	214	185	117									11-30-2022		06-30-2022	

SEACREST SERVICES INC 401K PROFIT

Screens Summary (Data as of 12-31-2022)

 Fund Removed from Approved List
  Fund on Watch List

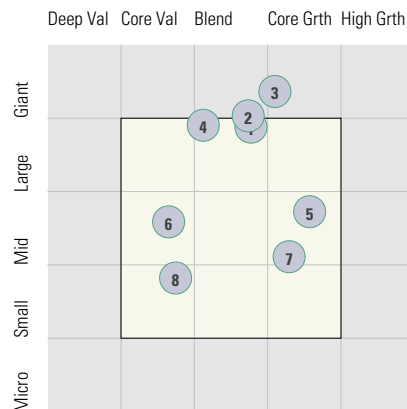
Name	Ticker	Asset Class	Trailing Performance and Risk				Management			Style		Expense		ESG Metrics					
			1 Yr	3 Yr	5 Yr	10 Yr	Pass/ Fail	Std Dev 3 Yr %	Beta 3 Yr %	Tenure	Pass/ Fail	Style Box	Pass/ Fail	Exp Ratio	Pass/ Fail	Sustain. Rating	Commit. Level	Carbon Risk	
																	Updated	Updated	Updated
American Funds 2030 Trgt Date Retire R6	RFETX	Target Date	-14.50	3.67	5.09	8.25	✓	13.86	0.90	11.01	✓	—	✓	0.33	✓	3	—	Low Risk	
<i>percentile rank</i>			19	1	1	1													
<i># of funds in category</i>			241	214	185	110									11-30-2022	—	09-30-2022		
American Funds 2035 Trgt Date Retire R6	RFETX	Target Date	-16.24	4.39	5.88	8.96	✓	16.21	0.95	11.01	✓	—	✓	0.35	✓	3	—	Low Risk	
<i>percentile rank</i>			24	1	1	1													
<i># of funds in category</i>			232	207	182	114									11-30-2022	—	09-30-2022		
American Funds 2040 Trgt Date Retire R6	RFETX	Target Date	-17.55	4.59	6.10	9.23	✓	17.62	0.96	11.01	✓	—	✓	0.36	✓	3	—	Low Risk	
<i>percentile rank</i>			43	1	1	1													
<i># of funds in category</i>			236	208	185	110									11-30-2022	—	09-30-2022		
American Funds 2045 Trgt Date Retire R6	RFHTX	Target Date	-18.18	4.55	6.11	9.29	✓	18.05	0.93	11.01	✓	—	✓	0.37	✓	2	—	Low Risk	
<i>percentile rank</i>			52	6	1	1													
<i># of funds in category</i>			232	207	182	113									11-30-2022	—	09-30-2022		
American Funds 2050 Trgt Date Retire R6	RFITX	Target Date	-18.89	4.34	6.04	9.28	✓	18.35	0.93	11.01	✓	—	✓	0.38	✓	2	—	Low Risk	
<i>percentile rank</i>			71	7	1	1													
<i># of funds in category</i>			233	208	185	109									11-30-2022	—	09-30-2022		
American Funds 2055 Trgt Date Retire R6	RFKTX	Target Date	-19.50	4.07	5.87	9.19	✓	18.46	0.93	11.01	✓	—	✖	0.38	✓	2	—	Low Risk	
<i>percentile rank</i>			89	19	4	1													
<i># of funds in category</i>			230	205	182	95									11-30-2022	—	09-30-2022		
American Funds 2060 Trgt Date Retire R6	RFUTX	Target Date	-19.66	3.99	5.82	—	✓	18.45	1.32	7.77	✓	—	✖	0.38	✓	2	—	Low Risk	
<i>percentile rank</i>			93	29	11	—													
<i># of funds in category</i>			228	198	171	1									11-30-2022	—	09-30-2022		
American Funds 2065 Trgt Date Retire R6	RFVTX	Target Date	-19.64	—	—	—	—	—	—	3.00	✓	—	✖	0.38	✓	2	—	Low Risk	
<i>percentile rank</i>			92	—	—	—													
<i># of funds in category</i>			176	64	15	—									11-30-2022	—	09-30-2022		
Balanced																			
MFS Conservative Allocation R4	MACJX	Target Risk	-13.25	1.62	3.66	4.72	✓	10.86	1.05	20.52	✓	—	✓	0.58	✓	3	—	—	
<i>percentile rank</i>			45	23	10	21													
<i># of funds in category</i>			467	433	406	300									11-30-2022	—	—		
MFS Growth Allocation R4	MAGJX	Target Risk	-15.88	3.84	5.98	7.91	✓	17.09	1.02	20.52	✓	—	✓	0.69	✓	4	—	Low Risk	
<i>percentile rank</i>			47	32	18	25													
<i># of funds in category</i>			322	296	279	224									11-30-2022	—	09-30-2022		
MFS Moderate Allocation R4	MAMJX	Target Risk	-14.96	2.74	4.86	6.36	✓	13.98	1.01	20.52	✓	—	✓	0.65	✓	3	—	Low Risk	
<i>percentile rank</i>			51	55	35	47													
<i># of funds in category</i>			758	698	658	495									11-30-2022	—	12-31-2021		

SEACREST SERVICES INC 401K PROFIT

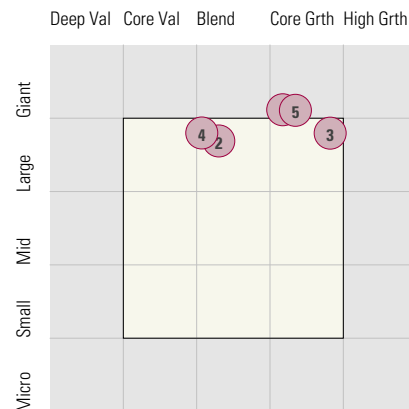
Style Analysis (Data as of 12-31-2022)

Style Analysis

Morningstar Style Box US Stock



Morningstar Style Box Non-US Stock



US Stock Funds

	Category	Super Sectors %			Asset Allocation %			Avg Mkt Cap M\$	
		Cyclical	Defensive	Sensitive	Cash	US Stock	Foreign		
1	T. Rowe Price Dividend Growth	Large Blend	30.33	34.24	35.43	4.04	88.28	7.68	117.21
2	Vanguard 500 Index Admiral	Large Blend Index	28.67	26.71	44.61	0.33	98.54	1.12	161.35
3	Fidelity® Contrafund®	Large Growth	32.21	21.88	45.92	2.73	89.77	5.61	255.82
4	American Funds Washington Mutual R6	Large Value	26.94	33.10	39.96	4.63	87.39	7.73	121.35
5	MFS Mid Cap Growth R6	Mid-Cap Growth	34.78	20.06	45.15	2.08	86.80	11.12	21.43
6	American Century Mid Cap Value I	Mid-Cap Value	39.35	31.49	29.17	3.20	85.80	11.01	14.52
7	Allspring Small Company Growth Inst	Small Growth	22.96	31.11	45.93	2.92	93.64	3.44	3.72
8	Vanguard Small Cap Value Index Admiral	Small Value	50.02	15.31	34.67	0.65	98.65	0.70	4.90

Non-US Stock Funds

	Category	Super Sectors %			Regional Exposure %			Market Maturity %			
		Cyclical	Defensive	Sensitive	Americas	Greater Asia	Greater Europe	Developed	EM%	Avg Mkt Cap M\$	
1	American Funds New World R6	Diversified Emerging Mkts	38.94	24.45	36.60	39.27	39.96	20.78	59.14	40.86	49.35
2	Vanguard Developed Markets Index Admiral	Foreign Large Blend Index	41.13	22.49	36.38	11.13	36.20	52.68	99.44	0.56	27.54
3	Invesco Oppenheimer International Gr Y	Foreign Large Growth	34.57	27.76	37.67	14.63	18.33	67.04	93.98	6.02	39.74
4	Vanguard International Value Inv	Foreign Large Value	43.14	16.58	40.29	12.02	37.77	50.23	79.69	20.31	25.32
5	American Funds New Perspective R6	Global Stock	36.38	25.93	37.69	62.73	11.29	25.97	95.40	4.60	100.40

Fixed Income Funds

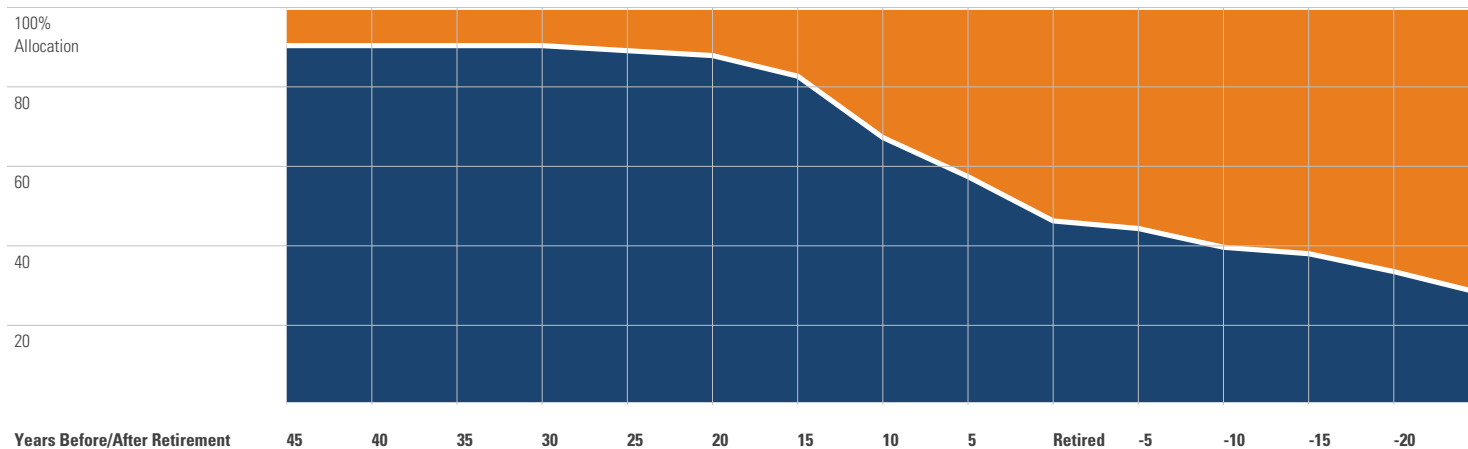
	Category	Super Sectors %				Avg Eff Duration	Credit Quality %			
		US Govt Debt	Mtg	US Credit	Non US		Inv Grade	Below Inv Grade	NR/NA	
1	PIMCO International Bond (USD-Hdg) I-2	Global Bond	40.62	2.82	6.35	0.00	6.67	94.31	5.70	0.00
2	BlackRock High Yield Bond Instl	High Yield Bond	0.01	0.00	83.79	0.00	3.83	15.22	78.60	6.18
3	BlackRock Inflation Protected Bond Instl	Inflation-Protected Bond	81.46	0.00	1.87	0.00	6.74	97.38	0.58	2.04
4	Metropolitan West Total Return Bd I	Intermediate-Term Bond	30.46	17.25	39.61	0.00	6.78	91.08	8.82	0.10
5	PIMCO Income I2	Multisector Bond	27.36	2.53	12.71	0.00	3.22	71.23	28.78	0.00
6	PIMCO Short-Term I2	Ultrashort Bond	8.85	1.89	38.88	0.00	0.00	98.77	1.23	0.00

SEACREST SERVICES INC 401K PROFIT

Target Date Analysis (Data as of 12-31-2022)

Target Date Allocation

● Stocks ● Cash ● Bonds ● Other



Target Date Portfolio Data

Asset Allocation %

	Total Stock	US Stock	Non-US Stock	Total Bond	Infl Prot Bond	HY Bond	Cash	Other	Avg Mkt Cap \$M
American Funds 2010 Trgt Date Retire R6	37.62	28.00	9.62	55.47	18.47	4.11	5.58	1.34	86.50
American Funds 2015 Trgt Date Retire R6	40.22	29.76	10.46	53.12	19.55	5.21	5.40	1.28	87.82
American Funds 2020 Trgt Date Retire R6	43.12	31.67	11.45	50.40	20.54	4.95	5.28	1.21	88.32
American Funds 2025 Trgt Date Retire R6	48.11	34.82	13.29	45.25	20.43	3.44	5.52	1.12	85.62
American Funds 2030 Trgt Date Retire R6	57.59	41.46	16.13	35.37	20.00	1.72	6.02	1.03	80.24
American Funds 2035 Trgt Date Retire R6	68.83	49.15	19.68	23.63	19.85	1.25	6.60	0.95	75.66
American Funds 2040 Trgt Date Retire R6	78.57	55.47	23.10	13.31	15.84	0.57	7.17	0.94	72.89
American Funds 2045 Trgt Date Retire R6	81.50	57.45	24.05	10.18	10.43	0.24	7.41	0.91	71.62
American Funds 2050 Trgt Date Retire R6	82.40	57.78	24.62	9.30	10.28	0.13	7.48	0.82	70.15
American Funds 2055 Trgt Date Retire R6	82.79	57.72	25.07	8.89	10.08	0.08	7.54	0.77	68.32
American Funds 2060 Trgt Date Retire R6	82.79	57.72	25.07	8.87	10.03	0.08	7.55	0.78	67.43
American Funds 2065 Trgt Date Retire R6	82.91	57.82	25.09	8.77	9.94	0.08	7.55	0.78	67.53