

# SEACOAST UTILITY AUTHORITY MONEY

## Screens Summary (Data as of 12-31-2022)

🔴 Fund Removed from Approved List    ⚠️ Fund on Watch List

Name	Ticker	Asset Class	Trailing Performance and Risk				Management			Style		Expense		ESG Metrics				
			1 Yr	3 Yr	5 Yr	10 Yr	Pass/ Fail	Std Dev 3 Yr %	Beta 3 Yr %	Tenure	Pass/ Fail	Style Box	Pass/ Fail	Exp Ratio	Sustain. Rating	Commit. Level	Carbon Risk	
																Updated	Updated	Updated
<b>US Stock</b>																		
MFS Massachusetts Investors Tr R6	MITJX	Large Blend	-16.06	6.94	8.98	11.91	✔️	20.26	0.95	10.76	✔️	🇺🇸	✔️	0.37	✔️	4	-	Low Risk
<i>percentile rank</i>			36	58	41	43												
<i># of funds in category</i>			1,379	1,247	1,137	837												
Vanguard 500 Index Admiral	VFIAX	Large Blend Index	-18.15	7.62	9.39	12.52	✔️	21.17	1.00	6.68	✔️	🇺🇸	✔️	0.04	✔️	3	1-Low	Low Risk
<i>percentile rank</i>			52	33	25	13												
<i># of funds in category</i>			1,379	1,247	1,137	837												
MFS Growth R6	MFEKX	Large Growth	-31.08	3.96	9.72	13.08	✔️	22.34	0.93	20.76	✔️	🇺🇸	✔️	0.49	✔️	4	2-Basic	Low Risk
<i>percentile rank</i>			58	65	32	24												
<i># of funds in category</i>			1,237	1,133	1,056	807												
Invesco Diversified Dividend R6	LCEFX	Large Value	-1.31	5.81	6.61	9.82	✔️	18.80	0.86	6.85	✔️	🇺🇸	✔️	0.43	✔️	2	-	Medium Risk
<i>percentile rank</i>			18	73	65	68												
<i># of funds in category</i>			1,233	1,161	1,105	825												
MFS Mid Cap Growth R6	OTCKX	Mid-Cap Growth	-28.29	3.59	9.19	-	✔️	23.07	0.90	14.12	✔️	🇺🇸	✔️	0.66	✔️	5	2-Basic	Low Risk
<i>percentile rank</i>			60	59	20	-												
<i># of funds in category</i>			592	540	505	395												
Vanguard Selected Value Inv	VASVX	Mid-Cap Value	-7.44	7.77	5.41	10.15	✔️	28.87	1.14	17.86	✔️	🇺🇸	✔️	0.32	✔️	3	-	Medium Risk
<i>percentile rank</i>			45	37	63	37												
<i># of funds in category</i>			407	395	374	274												
PGIM Jennison Small Company R6	PJSQX	Small Growth	-18.57	10.45	8.60	11.27	✔️	27.92	0.98	9.10	✔️	🇺🇸	✖️	0.71	✔️	3	-	Medium Risk
<i>percentile rank</i>			10	6	19	21												
<i># of funds in category</i>			604	576	534	405												
DFA US Small Cap Value I	DFS VX	Small Value	-3.52	11.32	6.70	9.95	✔️	29.37	1.05	10.85	✔️	🇺🇸	✔️	0.30	✔️	2	-	Medium Risk
<i>percentile rank</i>			10	14	19	22												
<i># of funds in category</i>			483	455	428	324												
<b>Non-US Stock</b>																		
Vanguard Emerging Mkts Stock Idx Adm	VEMAX	Diversified Emerging Mkts	-17.78	-1.50	-0.36	1.55	✔️	20.04	0.96	14.35	✔️	🇺🇸	✔️	0.14	✔️	2	1-Low	Medium Risk
<i>percentile rank</i>			32	38	30	43												
<i># of funds in category</i>			820	736	652	397												
American Funds Intl Gr and Inc R6	RIGGX	Foreign Large Blend	-15.16	0.36	2.06	4.28	✔️	21.51	1.08	14.26	✔️	🇺🇸	✔️	0.54	✔️	2	1-Low	Low Risk
<i>percentile rank</i>			44	56	22	48												
<i># of funds in category</i>			763	723	630	440												
Invesco Oppenheimer International Gr R6	OIGIX	Foreign Large Growth	-27.00	-0.28	0.68	4.60	✔️	22.86	1.05	26.79	✔️	🇺🇸	✔️	0.70	✔️	3	-	Low Risk
<i>percentile rank</i>			66	60	74	66												
<i># of funds in category</i>			443	399	346	230												
DFA International Value I	DFIVX	Foreign Large Value	-3.48	3.88	1.36	4.61	✔️	24.88	1.15	12.85	✔️	🇺🇸	✔️	0.29	✔️	1	-	Medium Risk
<i>percentile rank</i>			10	8	26	15												
<i># of funds in category</i>			356	326	303	180												
Vanguard Total World Stock Index Admiral	VTWAX	Global Stock	-18.01	4.18	-	-	✔️	20.59	1.02	9.86	✔️	—	✔️	0.10	✔️	2	1-Low	Low Risk
<i>percentile rank</i>			60	46	-	-												
<i># of funds in category</i>			370	340	290	180												

# SEACOAST UTILITY AUTHORITY MONEY

## Screens Summary (Data as of 12-31-2022)

Fund Removed from Approved List Fund on Watch List

Name	Ticker	Asset Class	Trailing Performance and Risk				Management Style				Expense			ESG Metrics				
			1 Yr	3 Yr	5 Yr	10 Yr	Pass/ Fail	Std Dev 3 Yr %	Beta 3 Yr %	Tenure	Pass/ Fail	Style Box	Pass/ Fail	Exp Ratio	Sustain. Rating	Commit. Level	Carbon Risk	
																Updated	Updated	Updated
<b>Alternative</b>																		
PIMCO Commodity Real Ret Strat Instl	PCRIX	Commodities Broad Basket	8.85	13.57	7.23	-1.44		22.31	1.17	4.17		—	—	0.76		3	—	—
<i>percentile rank</i>			91	49	36	71												
<i># of funds in category</i>			114	109	91	65									12-31-2022	—	—	
Vanguard Real Estate Index Admiral	VGSLX	Real Estate	-26.20	-0.41	3.68	6.42		22.84	0.96	26.65		—		0.12		3	1-Low	Low Risk
<i>percentile rank</i>			61	57	50	34												
<i># of funds in category</i>			257	238	214	155									12-31-2022	02-15-2022	12-31-2022	
<b>Fixed Income</b>																		
PIMCO International Bond (USD-Hdg) Instl	PFORX	Global Bond	-9.84	-2.00	0.72	2.61		4.88	0.64	8.27		—	—	0.51		3	—	—
<i>percentile rank</i>			14	13	5	1												
<i># of funds in category</i>			130	112	98	59									12-31-2022	—	—	
Eaton Vance Income Fund of Boston R6	EIBRX	High Yield Bond	-7.84	0.88	2.62	—		10.30	0.91	8.16		—	—	0.66		—	—	—
<i>percentile rank</i>			20	22	17	—												
<i># of funds in category</i>			687	630	584	417									—	—	—	
Vanguard Inflation-Protected Secs Adm	VAIPX	Inflation-Protected Bond	-11.89	1.09	1.96	1.00		6.84	0.97	1.15		—	—	0.10		3	—	—
<i>percentile rank</i>			54	53	52	43												
<i># of funds in category</i>			217	204	195	138									12-31-2022	—	—	
Baird Aggregate Bond Inst	BAGIX	Intermediate-Term Bond	-13.35	-2.48	0.25	1.49		6.23	1.05	22.27			—	0.30		3	1-Low	—
<i>percentile rank</i>			49	31	22	9												
<i># of funds in category</i>			471	423	389	289									12-31-2022	02-15-2022	—	
PIMCO Income Instl	PIMIX	Multisector Bond	-7.81	0.03	1.69	4.00		7.35	0.92	15.77		—	—	0.51		—	—	—
<i>percentile rank</i>			23	25	20	1												
<i># of funds in category</i>			344	295	258	152									—	—	—	
Lincoln Stable Value Account -LNGPA		Stable Value	—	—	—	—	—	—	—	39.69		—	—	—	—	—	—	
<i>percentile rank</i>			—	—	—	—												
<i># of funds in category</i>			42	—	—	—									—	—	—	
Federated Hermes Govt Ultrashort R6	FGULX	Ultrashort Bond	0.45	0.63	1.19	—		0.59	0.06	25.49		—	—	0.24		—	—	—
<i>percentile rank</i>			38	44	60	—												
<i># of funds in category</i>			237	218	180	107									—	—	—	
<b>Target Date</b>																		
Vanguard Target Retirement 2025 Fund	VTVX	Target Date	-15.55	1.66	3.58	6.43		13.38	0.96	9.86		—		0.08		3	1-Low	Low Risk
<i>percentile rank</i>			52	46	39	18												
<i># of funds in category</i>			239	214	185	117									12-31-2022	02-15-2022	12-31-2022	
Vanguard Target Retirement 2030 Fund	VTHRX	Target Date	-16.27	2.09	3.94	6.99		14.76	0.96	9.86		—		0.08		3	1-Low	Low Risk
<i>percentile rank</i>			44	51	45	25												
<i># of funds in category</i>			241	214	185	110									12-31-2022	02-15-2022	12-31-2022	
Vanguard Target Retirement 2035 Fund	VTHX	Target Date	-16.62	2.64	4.34	7.57		16.04	0.95	9.86		—		0.08		3	1-Low	Low Risk
<i>percentile rank</i>			37	55	49	29												
<i># of funds in category</i>			232	207	182	114									12-31-2022	02-15-2022	12-31-2022	

## SEACOAST UTILITY AUTHORITY MONEY

## Screens Summary (Data as of 12-31-2022)

Fund Removed from Approved List
 Fund on Watch List

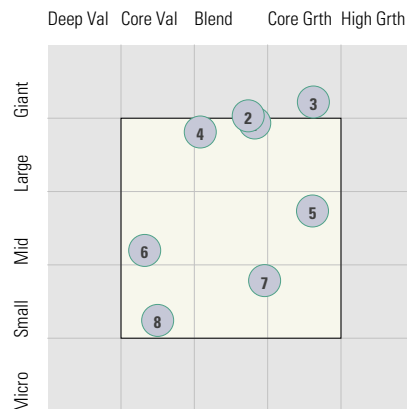
Name	Ticker	Asset Class	Trailing Performance and Risk				Management			Style		Expense		ESG Metrics				
			1 Yr	3 Yr	5 Yr	10 Yr	Pass/ Fail	Std Dev 3 Yr %	Beta 3 Yr %	Tenure	Pass/ Fail	Style Box	Pass/ Fail	Exp Ratio	Pass/ Fail	Sustain. Rating	Commit. Level	Carbon Risk
															Updated	Updated	Updated	
Vanguard Target Retirement 2040 Fund	VFORX	Target Date	-16.98	3.17	4.74	8.06	✓	17.33	0.94	9.86	✓	—	✓	0.08	✓	3	1-Low	Low Risk
<i>percentile rank</i>			36	50	45	26												
<i># of funds in category</i>			236	208	185	110									12-31-2022	02-15-2022	12-31-2022	
Vanguard Target Retirement 2045 Fund	VTIVX	Target Date	-17.36	3.74	5.14	8.34	✓	18.64	0.97	9.86	✓	—	✓	0.08	✓	3	1-Low	Low Risk
<i>percentile rank</i>			31	37	34	21												
<i># of funds in category</i>			232	207	182	113									12-31-2022	02-15-2022	12-31-2022	
Vanguard Target Retirement 2050 Fund	VFIX	Target Date	-17.46	3.80	5.18	8.36	✓	18.82	0.96	9.86	✓	—	✓	0.08	✓	3	1-Low	Low Risk
<i>percentile rank</i>			29	36	37	22												
<i># of funds in category</i>			233	208	185	109									12-31-2022	02-15-2022	12-31-2022	
Vanguard Target Retirement 2055 Fund	VFFVX	Target Date	-17.46	3.79	5.18	8.34	✓	18.83	0.95	9.86	✓	—	✓	0.08	✓	3	1-Low	Low Risk
<i>percentile rank</i>			24	38	39	25												
<i># of funds in category</i>			230	205	182	95									12-31-2022	02-15-2022	12-31-2022	
Vanguard Target Retirement 2060 Fund	VTSX	Target Date	-17.46	3.79	5.18	8.34	✓	18.81	1.35	9.86	✓	—	✓	0.08	✓	3	1-Low	Low Risk
<i>percentile rank</i>			25	43	46	1												
<i># of funds in category</i>			228	198	171	1									12-31-2022	02-15-2022	12-31-2022	
Vanguard Target Retirement 2065 Fund	VLXVX	Target Date	-17.39	3.78	5.15	—	✖	18.82	1.35	5.47	✓	—	✓	0.08	✓	3	1-Low	Low Risk
<i>percentile rank</i>			16	47	49	—												
<i># of funds in category</i>			176	64	15	—									12-31-2022	02-15-2022	12-31-2022	
Vanguard Target Retirement 2070 Fund	VSVNX	Target Date	—	—	—	—	—	—	—	0.51	✖	—	✓	0.08	✓	3	—	Low Risk
<i>percentile rank</i>			—	—	—	—												
<i># of funds in category</i>			176	64	15	—									12-31-2022	—	12-31-2022	
Vanguard Target Retirement Income Fund	VTINX	Target Date	-12.74	0.34	2.30	3.62	✓	8.59	0.88	9.86	✓	—	✓	0.08	✓	3	1-Low	—
<i>percentile rank</i>			54	38	36	40												
<i># of funds in category</i>			178	161	142	96									12-31-2022	02-15-2022	—	
<b>Balanced</b>																		
American Funds American Balanced R6	RLBGX	Moderate Allocation	-11.83	4.42	5.84	8.59	✓	13.31	0.95	24.01	✓	—	✓	0.25	✓	2	1-Low	Low Risk
<i>percentile rank</i>			24	18	17	5												
<i># of funds in category</i>			758	698	658	495									12-31-2022	02-15-2022	12-31-2022	

# SEACOAST UTILITY AUTHORITY MONEY

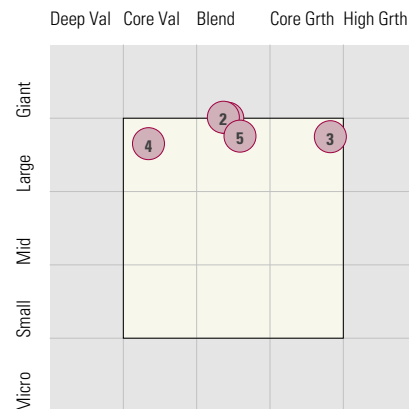
## Style Analysis (Data as of 12-31-2022)

### Style Analysis

Morningstar Style Box US Stock



Morningstar Style Box Non-US Stock



#### US Stock Funds

Rank	Fund Name	Category	Super Sectors %			Asset Allocation %			Avg Mkt Cap M\$
			Cyclical	Defensive	Sensitive	Cash	US Stock	Foreign	
1	MFS Massachusetts Investors Tr R6	Large Blend	28.54	29.02	42.45	0.85	90.12	9.03	131.12
2	Vanguard 500 Index Admiral	Large Blend Index	28.67	26.71	44.61	0.33	98.54	1.12	161.35
3	MFS Growth R6	Large Growth	31.86	20.60	47.54	2.83	92.90	4.27	201.36
4	Invesco Diversified Dividend R6	Large Value	29.50	36.42	34.07	2.27	93.72	4.01	122.00
5	MFS Mid Cap Growth R6	Mid-Cap Growth	34.43	19.92	45.64	2.06	87.01	10.93	20.71
6	Vanguard Selected Value Inv	Mid-Cap Value	50.72	13.53	35.75	3.89	87.24	8.87	8.07
7	PGIM Jennison Small Company R6	Small Growth	37.42	24.02	38.56	4.25	89.43	6.31	4.43
8	DFA US Small Cap Value I	Small Value	50.60	10.08	39.30	0.90	96.50	2.53	2.38

#### Non-US Stock Funds

Rank	Fund Name	Category	Super Sectors %			Regional Exposure %			Market Maturity %		
			Cyclical	Defensive	Sensitive	Americas	Greater Asia	Greater Europe	Developed	EM%	Avg Mkt Cap M\$
1	Vanguard Emerging Mkts Stock Idx Adm	Diversified Emerging Mkts	47.33	15.11	37.56	9.72	75.93	14.35	21.09	78.91	20.09
2	American Funds Intl Gr and Inc R6	Foreign Large Blend	37.80	26.38	35.82	14.47	28.83	56.70	85.71	14.29	45.50
3	Invesco Oppenheimer International Gr R6	Foreign Large Growth	33.65	28.72	37.63	14.64	18.08	67.29	94.34	5.66	37.31
4	DFA International Value I	Foreign Large Value	57.27	11.11	31.63	9.86	31.28	58.86	99.51	0.49	29.32
5	Vanguard Total World Stock Index Admiral	Global Stock	35.24	23.67	41.09	62.54	19.09	18.37	91.49	8.51	58.67

#### Fixed Income Funds

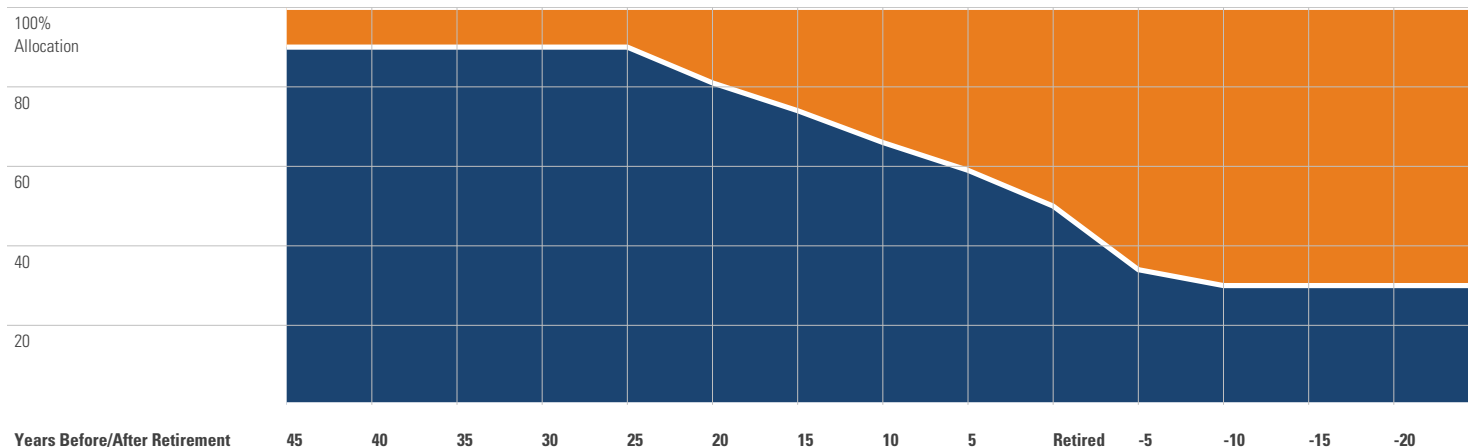
Rank	Fund Name	Category	Super Sectors %				Other Stats	Credit Quality %		
			US Govt Debt	Mtg	US Credit	Non US		Avg Eff Duration	Inv Grade	Below Inv Grade
1	PIMCO International Bond (USD-Hdg) Instl	Global Bond	40.62	2.82	6.35	0.00	6.67	94.31	5.70	0.00
2	Eaton Vance Income Fund of Boston R6	High Yield Bond	0.00	0.00	92.59	0.00	4.16	3.49	90.82	5.68
3	Vanguard Inflation-Protected Secs Adm	Inflation-Protected Bond	95.86	0.00	0.00	0.00	6.54	95.88	0.00	4.12
4	Baird Aggregate Bond Inst	Intermediate-Term Bond	25.92	25.01	47.20	0.00	6.17	99.70	0.30	0.00
5	PIMCO Income Instl	Multisector Bond	27.36	2.53	12.71	0.00	3.22	71.23	28.78	0.00
6	Lincoln Stable Value Account -LNGPA	Stable Value	-	-	-	0.00	-	0.00	0.00	-
7	Federated Hermes Govt Ultrashort R6	Ultrashort Bond	7.01	31.43	0.00	0.00	0.30	100.00	0.00	0.00

# SEACOAST UTILITY AUTHORITY MONEY

## Target Date Analysis (Data as of 12-31-2022)

### Target Date Allocation

● Stocks ● Cash ● Bonds ● Other



### Target Date Portfolio Data

#### Asset Allocation %

	Total Stock	US Stock	Non-US Stock	Total Bond	Infl Prot Bond	HY Bond	Cash	Other	Avg Mkt Cap \$M
Vanguard Target Retirement 2025 Fund	54.03	31.84	22.19	42.94	6.25	0.15	2.99	0.03	56.84
Vanguard Target Retirement 2030 Fund	62.61	36.80	25.81	34.55	0.00	0.13	2.80	0.04	56.72
Vanguard Target Retirement 2035 Fund	69.63	40.88	28.75	27.40	0.00	0.10	2.93	0.04	56.67
Vanguard Target Retirement 2040 Fund	76.99	45.29	31.70	20.13	0.00	0.08	2.84	0.03	56.76
Vanguard Target Retirement 2045 Fund	84.31	49.69	34.62	12.96	0.00	0.05	2.69	0.04	56.84
Vanguard Target Retirement 2050 Fund	88.00	51.89	36.11	9.33	0.00	0.04	2.64	0.04	56.87
Vanguard Target Retirement 2055 Fund	87.93	51.89	36.04	9.30	0.00	0.04	2.73	0.04	56.90
Vanguard Target Retirement 2060 Fund	87.82	51.88	35.94	9.27	0.00	0.04	2.86	0.04	56.95
Vanguard Target Retirement 2065 Fund	87.85	52.34	35.51	9.12	0.00	0.04	2.99	0.04	57.35
Vanguard Target Retirement 2070 Fund	88.29	53.23	35.06	9.78	0.00	0.04	1.89	0.04	57.92
Vanguard Target Retirement Income Fund	28.79	16.96	11.83	67.58	19.62	0.20	3.60	0.02	56.82