

SAGINAW CONTROL AND ENGINEERING INC

Screens Summary (Data as of 12-31-2022)

⊖ Fund Removed from Approved List ⚠ Fund on Watch List

Name	Ticker	Asset Class	Trailing Performance and Risk				Management			Style		Expense		ESG Metrics				
			1 Yr	3 Yr	5 Yr	10 Yr	Pass/ Fail	Std Dev 3 Yr %	Beta 3 Yr %	Tenure	Pass/ Fail	Style Box	Pass/ Fail	Exp Ratio	Sustain. Rating	Commit. Level	Carbon Risk	
US Stock																		
American Funds Invmt Co of Amer R6	RICGX	Large Blend	-15.26	6.87	7.41	11.28	✓	19.53	0.91	30.85	✓	☐	✓	0.27	✓	1	—	Low Risk
<i>percentile rank</i>			31	61	76	63												
<i># of funds in category</i>			1,379	1,247	1,137	837												
<hr/>																		
State St Russell Lg Cap Gr® Indx NL Cl C		Large Growth	-29.18	7.73	10.89	14.04	✓	23.78	1.00	23.52	✓	☐	✓	0.04	✓	3	—	Low Risk
<i>percentile rank</i>			48	21	15	9												
<i># of funds in category</i>			1,237	1,133	1,056	807												
<hr/>																		
State St Russell Lg Cp Val® Indx NL Cl C		Large Value	-7.64	5.98	6.68	10.30	✓	21.53	1.00	23.86	✓	☐	✓	0.04	✓	3	—	Medium Risk
<i>percentile rank</i>			68	69	63	51												
<i># of funds in category</i>			1,233	1,161	1,105	825												
<hr/>																		
⚠ ClearBridge Mid Cap IS	LSIRX	Mid-Cap Blend	-24.92	4.14	5.66	9.55	✓	23.71	0.98	17.65	✓	☐	✓	0.75	✓	3	—	Medium Risk
<i>percentile rank</i>			97	81	68	65												
<i># of funds in category</i>			413	378	350	227												
<hr/>																		
State St Russell Sm Cap® Gr Indx NL Cl C		Small Growth	-26.49	0.43	3.34	9.07	✓	26.57	1.00	13.33	✓	☐	✓	0.05	✓	2	—	Medium Risk
<i>percentile rank</i>			45	84	88	78												
<i># of funds in category</i>			604	576	534	405												
<hr/>																		
State St Russell Sm Cp® Val Indx NL Cl C		Small Value	-14.57	4.77	4.15	8.46	✓	27.47	0.99	13.33	✓	☐	✓	0.05	✓	2	—	Medium Risk
<i>percentile rank</i>			85	75	62	55												
<i># of funds in category</i>			483	455	428	324												
<hr/>																		
Non-US Stock																		
Vanguard Emerging Mkts Stock Idx Adm	VEMAX	Diversified Emerging Mkts	-17.78	-1.50	-0.36	1.55	✓	20.04	0.96	14.35	✓	☐	✓	0.14	✓	2	1-Low	Medium Risk
<i>percentile rank</i>			32	38	30	43												
<i># of funds in category</i>			820	736	652	397												
<hr/>																		
American Funds Intl Gr and Inc R6	RIGGX	Foreign Large Blend	-15.16	0.36	2.06	4.28	✓	21.51	1.08	14.26	✓	☐	✓	0.54	✓	2	1-Low	Low Risk
<i>percentile rank</i>			44	56	22	48												
<i># of funds in category</i>			763	723	630	440												
<hr/>																		
Vanguard Developed Markets Index Admiral	VTMGX	Foreign Large Blend Index	-15.32	1.33	1.67	4.92	✓	21.45	1.08	9.86	✓	☐	✓	0.07	✓	2	1-Low	Low Risk
<i>percentile rank</i>			47	28	35	20												
<i># of funds in category</i>			763	723	630	440												
<hr/>																		
Alternative																		
Vanguard Real Estate Index Admiral	VGSIX	Real Estate	-26.20	-0.41	3.68	6.42	✓	22.84	0.96	26.65	✓	—	✓	0.12	✓	3	1-Low	Low Risk
<i>percentile rank</i>			61	57	50	34												
<i># of funds in category</i>			257	238	214	155												
<hr/>																		
Fixed Income																		
⚠ Western Asset Core Plus Bond IS	WAPSX	Core Plus Bond	-18.83	-4.45	-0.70	1.58	✓	9.06	1.45	16.01	✓	—	—	0.42	✓	2	—	—
<i>percentile rank</i>			99	96	89	25												
<i># of funds in category</i>			623	565	513	370												

SAGINAW CONTROL AND ENGINEERING INC

Screens Summary (Data as of 12-31-2022)

⊖ Fund Removed from Approved List ⚠ Fund on Watch List

Name	Ticker	Asset Class	Trailing Performance and Risk				Management			Style		Expense		ESG Metrics				
			1 Yr	3 Yr	5 Yr	10 Yr	Pass/ Fail	Std Dev 3 Yr %	Beta 3 Yr %	Tenure	Pass/ Fail	Style Box	Pass/ Fail	Exp Ratio	Sustain. Rating	Commit. Level	Carbon Risk	
																Updated	Updated	Updated
Vanguard Inflation-Protected Secs Adm <i>percentile rank</i> <i># of funds in category</i>	VAIPX	Inflation-Protected Bond	-11.89 54 217	1.09 53 204	1.96 52 195	1.00 43 138	✔	6.84	0.97	11.15	✖	—	—	0.10	✔	3	—	—
Western Asset Core Bond IS <i>percentile rank</i> <i># of funds in category</i>	WACSX	Intermediate-Term Bond	-16.86 97 471	-3.77 95 423	-0.44 74 389	1.37 14 289	✔	7.53	1.25	16.02	✔	☒	—	0.43	✔	3	—	—
Lincoln Stable Value Account -LNGPA <i>percentile rank</i> <i># of funds in category</i>		Stable Value	— — 42	— — —	— — —	— — —	—	—	—	39.69	✔	—	—	—	—	—	—	—
Federated Hermes Govt Ultrashort R6 <i>percentile rank</i> <i># of funds in category</i>	FGULX	Ultrashort Bond	0.45 38 237	0.63 44 218	1.19 60 180	— — 107	✔	0.59	0.06	25.49	✔	—	—	0.24	✔	—	—	—

Target Date																		
American Funds 2010 Trgt Date Retire R6 <i>percentile rank</i> <i># of funds in category</i>	RFTTX	Target Date	-9.15 1 128	2.76 1 113	3.80 1 82	5.47 1 50	✔	9.40	0.88	11.01	✔	—	✔	0.28	✔	2	—	—
American Funds 2015 Trgt Date Retire R6 <i>percentile rank</i> <i># of funds in category</i>	RFJTX	Target Date	-10.25 1 125	2.86 1 115	4.00 1 95	5.96 1 43	✔	10.26	0.88	11.01	✔	—	✔	0.30	✔	2	—	—
American Funds 2020 Trgt Date Retire R6 <i>percentile rank</i> <i># of funds in category</i>	RRCTX	Target Date	-11.01 1 153	3.00 1 143	4.21 1 122	6.55 1 56	✔	10.77	0.84	11.01	✔	—	✔	0.30	✔	2	—	—
American Funds 2025 Trgt Date Retire R6 <i>percentile rank</i> <i># of funds in category</i>	RFDTX	Target Date	-12.74 8 239	3.40 1 214	4.69 1 185	7.48 1 117	✔	12.08	0.87	11.01	✔	—	✔	0.32	✔	2	—	Low Risk
American Funds 2030 Trgt Date Retire R6 <i>percentile rank</i> <i># of funds in category</i>	RFETX	Target Date	-14.50 19 241	3.67 1 214	5.09 1 185	8.25 1 110	✔	13.86	0.90	11.01	✔	—	✔	0.33	✔	3	—	Low Risk
American Funds 2035 Trgt Date Retire R6 <i>percentile rank</i> <i># of funds in category</i>	RFFTX	Target Date	-16.24 24 232	4.39 1 207	5.88 1 182	8.96 1 114	✔	16.21	0.95	11.01	✔	—	✔	0.35	✔	3	—	Low Risk
American Funds 2040 Trgt Date Retire R6 <i>percentile rank</i> <i># of funds in category</i>	RFGTX	Target Date	-17.55 43 236	4.59 1 208	6.10 1 185	9.23 1 110	✔	17.62	0.96	11.01	✔	—	✔	0.36	✔	2	—	Low Risk
American Funds 2045 Trgt Date Retire R6 <i>percentile rank</i> <i># of funds in category</i>	RFHTX	Target Date	-18.18 52 232	4.55 6 207	6.11 1 182	9.29 1 113	✔	18.05	0.93	11.01	✔	—	✔	0.37	✔	2	—	Low Risk
American Funds 2050 Trgt Date Retire R6 <i>percentile rank</i> <i># of funds in category</i>	RFITX	Target Date	-18.89 71 233	4.34 7 208	6.04 1 185	9.28 1 109	✔	18.35	0.93	11.01	✔	—	✔	0.38	✔	2	—	Low Risk
American Funds 2055 Trgt Date Retire R6 <i>percentile rank</i> <i># of funds in category</i>	RFKTX	Target Date	-19.50 89 230	4.07 19 205	5.87 4 182	9.19 1 95	✔	18.46	0.93	11.01	✔	—	✖	0.38	✔	2	—	Low Risk

©2023 Morningstar Investment Management LLC. All Rights Reserved. Morningstar Investment Management LLC is a registered investment adviser and subsidiary of Morningstar, Inc. The services are either performed by Morningstar Investment Management or an affiliate. The data shown represents past performance which is no guarantee of future performance. The Morningstar name and logo are registered marks of Morningstar, Inc. This report is not complete without the accompanying disclosure. Please visit https://fiduciaryservices.morningstar.com/Disclosures/Fiduciary_Services_Report_Disclosure.pdf to view these disclosures.



SAGINAW CONTROL AND ENGINEERING INC

Screens Summary (Data as of 12-31-2022)

⊖ Fund Removed from Approved List ⚠ Fund on Watch List

Name	Ticker	Asset Class	Trailing Performance and Risk				Management			Style		Expense		ESG Metrics				
			1 Yr	3 Yr	5 Yr	10 Yr	Pass/ Fail	Std Dev 3 Yr %	Beta 3 Yr %	Tenure	Pass/ Fail	Style Box	Pass/ Fail	Exp Ratio	Pass/ Fail	Sustain. Rating	Commit. Level	Carbon Risk
															Updated	Updated	Updated	
American Funds 2060 Trgt Date Retire R6	RFUTX	Target Date	-19.66	3.99	5.82	—	✔	18.45	1.32	7.77	✔	—	✘	0.38	✔	2	—	Low Risk
<i>percentile rank</i>			93	29	11	—												
<i># of funds in category</i>			228	198	171	1									12-31-2022	—	12-31-2022	
American Funds 2065 Trgt Date Retire R6	RFVTX	Target Date	-19.64	—	—	—	—	—	—	3.00	✔	—	✘	0.38	✔	2	—	Low Risk
<i>percentile rank</i>			92	—	—	—												
<i># of funds in category</i>			176	64	15	—									12-31-2022	—	12-31-2022	

Balanced

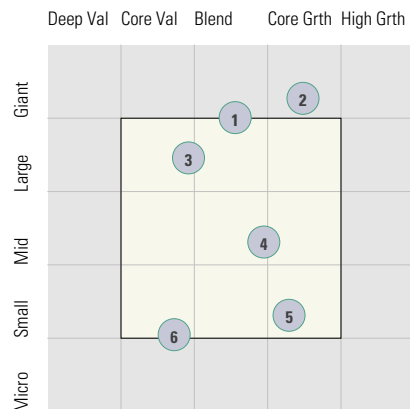
Vanguard LifeStrategy Cnsvr Gr Inv	VSCGX	Target Risk	-14.99	0.18	2.45	4.44	✔	10.44	1.02	0.85	✘	—	✔	0.12	✔	3	1-Low	—
<i>percentile rank</i>			78	68	45	31												
<i># of funds in category</i>			467	433	406	300									12-31-2022	02-15-2022	—	
Vanguard LifeStrategy Growth Inv	VASGX	Target Risk	-17.09	3.06	4.64	7.60	✔	17.09	1.02	0.85	✘	—	✔	0.14	✔	3	1-Low	Low Risk
<i>percentile rank</i>			63	60	43	34												
<i># of funds in category</i>			322	296	279	224									12-31-2022	02-15-2022	12-31-2022	
Vanguard LifeStrategy Income Inv	VASIX	Target Risk	-13.93	-1.45	1.20	2.77	✔	7.50	0.99	0.85	✘	—	✔	0.11	✔	4	1-Low	—
<i>percentile rank</i>			85	84	64	42												
<i># of funds in category</i>			142	128	125	90									12-31-2022	02-15-2022	—	
Vanguard LifeStrategy Moderate Gr Inv	VSMGX	Target Risk	-16.00	1.65	3.58	6.05	✔	13.71	0.99	0.85	✘	—	✔	0.13	✔	3	1-Low	Low Risk
<i>percentile rank</i>			66	79	64	55												
<i># of funds in category</i>			758	698	658	495									12-31-2022	02-15-2022	12-31-2022	

SAGINAW CONTROL AND ENGINEERING INC

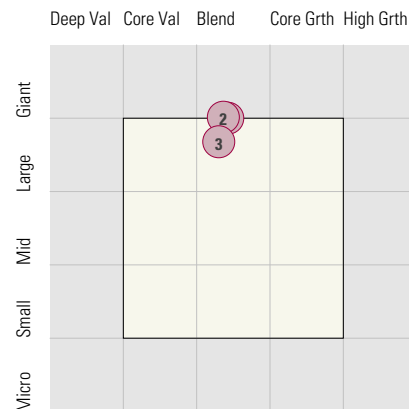
Style Analysis (Data as of 12-31-2022)

Style Analysis

Morningstar Style Box US Stock



Morningstar Style Box Non-US Stock



US Stock Funds

	Category	Super Sectors %			Asset Allocation %			Avg Mkt Cap M\$	
		Cyclical	Defensive	Sensitive	Cash	US Stock	Foreign		
1	American Funds Invmt Co of Amer R6	Large Blend	25.76	28.02	46.22	5.72	82.37	11.44	138.42
2	State St Russell Lg Cap Gr® Indx NL CI C	Large Growth	23.91	20.17	55.92	0.86	98.90	0.24	221.97
3	State St Russell Lg Cp Val® Indx NL CI C	Large Value	34.87	30.79	34.34	1.36	97.03	1.60	73.22
4	ClearBridge Mid Cap IS	Mid-Cap Blend	36.23	18.00	45.78	0.64	96.20	3.17	10.53
5	State St Russell Sm Cap® Gr Indx NL CI C	Small Growth	22.71	29.84	47.46	0.92	97.19	1.90	2.51
6	State St Russell Sm Cp® Val Indx NL CI C	Small Value	53.43	19.23	27.35	0.33	98.10	1.57	1.82

Non-US Stock Funds

	Category	Super Sectors %			Regional Exposure %			Market Maturity %			
		Cyclical	Defensive	Sensitive	Americas	Greater Asia	Greater Europe	Developed	EM%	Avg Mkt Cap M\$	
1	Vanguard Emerging Mkts Stock Idx Adm	Diversified Emerging Mkts	47.33	15.11	37.56	9.72	75.93	14.35	21.09	78.91	20.09
2	American Funds Intl Gr and Inc R6	Foreign Large Blend	37.80	26.38	35.82	14.47	28.83	56.70	85.71	14.29	45.50
3	Vanguard Developed Markets Index Admiral	Foreign Large Blend Index	41.39	22.98	35.64	10.76	36.24	53.00	99.43	0.57	27.03

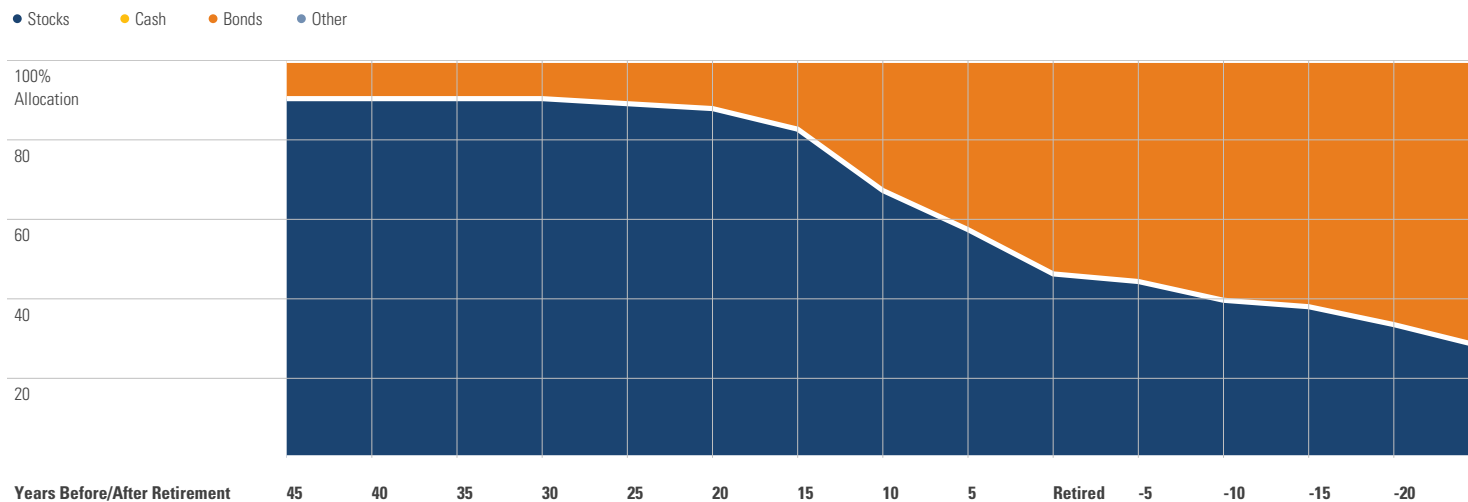
Fixed Income Funds

	Category	Super Sectors %				Other Stats	Credit Quality %			
		US Govt Debt	Mtg	US Credit	Non US		Avg Eff Duration	Inv Grade	Below Inv Grade	NR/NA
1	Western Asset Core Plus Bond IS	Core Plus Bond	15.65	15.77	36.10	0.00	7.66	90.71	11.64	-2.36
2	Vanguard Inflation-Protected Secs Adm	Inflation-Protected Bond	95.86	0.00	0.00	0.00	6.54	95.88	0.00	4.12
3	Western Asset Core Bond IS	Intermediate-Term Bond	19.96	22.28	49.87	0.00	7.11	104.92	1.10	-6.02
4	Lincoln Stable Value Account -LNGPA	Stable Value	-	-	-	0.00	-	0.00	0.00	-
5	Federated Hermes Govt Ultrashort R6	Ultrashort Bond	7.01	31.43	0.00	0.00	0.30	100.00	0.00	0.00

SAGINAW CONTROL AND ENGINEERING INC

Target Date Analysis (Data as of 12-31-2022)

Target Date Allocation



Target Date Portfolio Data

	Asset Allocation %								
	Total Stock	US Stock	Non-US Stock	Total Bond	Infl Prot Bond	HY Bond	Cash	Other	Avg Mkt Cap \$M
American Funds 2010 Trgt Date Retire R6	37.02	28.15	8.87	55.28	16.26	4.00	6.42	1.28	98.24
American Funds 2015 Trgt Date Retire R6	39.52	29.81	9.71	52.95	17.23	5.27	6.25	1.26	99.43
American Funds 2020 Trgt Date Retire R6	42.89	32.11	10.78	49.78	18.34	4.93	6.13	1.22	99.75
American Funds 2025 Trgt Date Retire R6	48.02	35.30	12.72	44.57	18.43	3.43	6.26	1.13	95.48
American Funds 2030 Trgt Date Retire R6	57.18	41.77	15.41	35.11	18.04	1.72	6.65	1.04	88.54
American Funds 2035 Trgt Date Retire R6	67.80	49.19	18.61	23.98	18.08	1.29	7.24	0.98	83.00
American Funds 2040 Trgt Date Retire R6	77.78	55.85	21.93	13.50	14.45	0.63	7.75	0.96	79.60
American Funds 2045 Trgt Date Retire R6	80.90	57.97	22.93	10.28	8.70	0.26	7.89	0.92	78.11
American Funds 2050 Trgt Date Retire R6	81.87	58.37	23.50	9.37	8.69	0.14	7.92	0.84	76.33
American Funds 2055 Trgt Date Retire R6	82.37	58.39	23.98	8.89	8.63	0.08	7.95	0.79	74.08
American Funds 2060 Trgt Date Retire R6	82.37	58.39	23.98	8.89	8.63	0.08	7.94	0.81	72.90
American Funds 2065 Trgt Date Retire R6	82.37	58.39	23.98	8.89	8.63	0.08	7.94	0.81	72.90