

































































TINNY CORPORATION RETIREMENT PLAN**Screens Summary (Data as of 12-31-2022)**
 Fund Removed from Approved List
  Fund on Watch List

Name	Ticker	Asset Class	Trailing Performance and Risk				Management			Style		Expense		ESG Metrics				
			1 Yr	3 Yr	5 Yr	10 Yr	Pass/ Fail	Std Dev 3 Yr %	Beta 3 Yr %	Tenure	Pass/ Fail	Style Box	Pass/ Fail	Exp Ratio	Sustain. Rating <i>Updated</i>	Commit. Level <i>Updated</i>	Carbon Risk <i>Updated</i>	
US Stock																		
ClearBridge Appreciation IS	LMESX	Large Blend	-12.31	7.72	9.85	11.94		19.85	0.93	21.01				0.56		3	-	Low Risk
<i>percentile rank</i>			17	30	13	42												
<i># of funds in category</i>			1,379	1,247	1,137	837									12-31-2022	-	12-31-2022	
Vanguard 500 Index Admiral	VFIAX	Large Blend Index	-18.15	7.62	9.39	12.52		21.17	1.00	6.68				0.04		3	1-Low	Low Risk
<i>percentile rank</i>			52	33	25	13												
<i># of funds in category</i>			1,379	1,247	1,137	837									12-31-2022	02-15-2022	12-31-2022	
MFS Growth R6	MFEKX	Large Growth	-31.08	3.96	9.72	13.08		22.34	0.93	20.76				0.49		4	2-Basic	Low Risk
<i>percentile rank</i>			58	65	32	24												
<i># of funds in category</i>			1,237	1,133	1,056	807									12-31-2022	02-15-2022	12-31-2022	
State St Russell Lg Cp Val® Indx NL CI C		Large Value	-7.64	5.98	6.68	10.30		21.53	1.00	23.86				0.04		3	-	Medium Risk
<i>percentile rank</i>			68	69	63	51												
<i># of funds in category</i>			1,233	1,161	1,105	825									12-31-2022	-	12-31-2022	
ClearBridge Mid Cap Growth IS	LCMIX	Mid-Cap Growth	-33.24	5.97	8.00	-		25.44	1.01	12.34				0.75		4	-	Low Risk
<i>percentile rank</i>			78	25	36	-												
<i># of funds in category</i>			592	540	505	395									12-31-2022	-	12-31-2022	
Vanguard Mid-Cap Value Index Admiral	VMVAX	Mid-Cap Value	-7.90	6.74	6.39	10.98		24.01	0.96	16.38				0.07		4	1-Low	Medium Risk
<i>percentile rank</i>			47	50	40	13												
<i># of funds in category</i>			407	395	374	274									12-31-2022	02-15-2022	12-31-2022	
Franklin Small Cap Growth R6	FSMLX	Small Growth	-30.16	-0.45	5.17	-		27.07	0.98	22.68				0.64		2	-	Medium Risk
<i>percentile rank</i>			67	91	70	-												
<i># of funds in category</i>			604	576	534	405									12-31-2022	-	12-31-2022	
Delaware Small Cap Value R6	DVZRX	Small Value	-12.06	5.37	4.46	-		27.96	0.99	10.51				0.69		3	-	Medium Risk
<i>percentile rank</i>			63	68	57	-												
<i># of funds in category</i>			483	455	428	324									12-31-2022	-	12-31-2022	
Non-US Stock																		
Vanguard Emerging Mkts Stock Idx Adm	VEMAX	Diversified Emerging Mkts	-17.78	-1.50	-0.36	1.55		20.04	0.96	14.35				0.14		2	1-Low	Medium Risk
<i>percentile rank</i>			32	38	30	43												
<i># of funds in category</i>			820	736	652	397									12-31-2022	02-15-2022	12-31-2022	
MFS Research International R6	MRSKX	Foreign Large Blend	-17.24	1.64	2.99	4.91		19.40	0.96	4.33				0.64		3	2-Basic	Low Risk
<i>percentile rank</i>			70	22	10	21												
<i># of funds in category</i>			763	723	630	440									12-31-2022	02-15-2022	12-31-2022	
Vanguard International Growth Adm	VWILX	Foreign Large Growth	-30.79	3.14	4.75	7.84		24.95	1.05	13.02				0.34		3	-	Low Risk
<i>percentile rank</i>			82	9	13	4												
<i># of funds in category</i>			443	399	346	230									12-31-2022	-	12-31-2022	
DFA International Value I	DFIVX	Foreign Large Value	-3.48	3.88	1.36	4.61		24.88	1.15	12.85				0.29		1	-	Medium Risk
<i>percentile rank</i>			10	8	26	15												
<i># of funds in category</i>			356	326	303	180									12-31-2022	-	12-31-2022	
Vanguard Total World Stock Index Admiral	VTWAX	Global Stock	-18.01	4.18	-	-		20.59	1.02	9.86		-		0.10		2	1-Low	Low Risk
<i>percentile rank</i>			60	46	-	-												
<i># of funds in category</i>			370	340	290	180									12-31-2022	02-15-2022	12-31-2022	

TINNY CORPORATION RETIREMENT PLAN

Screens Summary (Data as of 12-31-2022)

⊖ Fund Removed from Approved List ⚠ Fund on Watch List

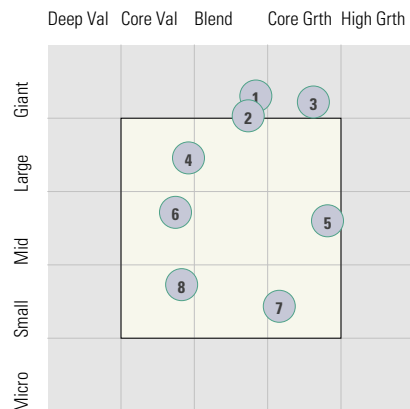
Name	Ticker	Asset Class	Trailing Performance and Risk				Management			Style		Expense		ESG Metrics				
			1 Yr	3 Yr	5 Yr	10 Yr	Pass/ Fail	Std Dev 3 Yr %	Beta 3 Yr %	Tenure	Pass/ Fail	Style Box	Pass/ Fail	Exp Ratio	Sustain. Rating	Commit. Level	Carbon Risk	
														Updated	Updated	Updated		
Alternative																		
PIMCO Commodity Real Ret Strat Instl	PCRIX	Commodities Broad Basket	8.85	13.57	7.23	-1.44	✔	22.31	1.17	4.17	✔	—	—	0.76	✔	3	—	—
<i>percentile rank</i>			91	49	36	71												
<i># of funds in category</i>			114	109	91	65									12-31-2022	—	—	
American Century Real Estate R6	AREDX	Real Estate	-24.46	-0.49	4.27	—	✔	22.43	0.94	14.13	✔	—	✔	0.79	✔	4	—	Low Risk
<i>percentile rank</i>			18	60	26	—												
<i># of funds in category</i>			257	238	214	155									12-31-2022	—	12-31-2022	
Fixed Income																		
⚠ Western Asset Core Plus Bond IS	WAPSX	Core Plus Bond	-18.83	-4.45	-0.70	1.58	✔	9.06	1.45	16.01	✔	—	—	0.42	✔	2	—	—
<i>percentile rank</i>			99	96	89	25												
<i># of funds in category</i>			623	565	513	370									12-31-2022	—	—	
PIMCO International Bond (USD-Hdg) Instl	PFORX	Global Bond	-9.84	-2.00	0.72	2.61	✔	4.88	0.64	8.27	✔	—	—	0.51	✔	3	—	—
<i>percentile rank</i>			14	13	5	1												
<i># of funds in category</i>			130	112	98	59									12-31-2022	—	—	
Vanguard High-Yield Corporate Adm	VWEAX	High Yield Bond	-8.97	-0.15	2.31	3.75	✔	10.27	0.90	14.89	✔	—	—	0.13	✔	—	—	—
<i>percentile rank</i>			27	44	26	23												
<i># of funds in category</i>			687	630	584	417												
Vanguard Inflation-Protected Secs Adm	VAIPX	Inflation-Protected Bond	-11.89	1.09	1.96	1.00	✔	6.84	0.97	1.15	✖	—	—	0.10	✔	3	—	—
<i>percentile rank</i>			54	53	52	43												
<i># of funds in category</i>			217	204	195	138									12-31-2022	—	—	
Baird Aggregate Bond Inst	BAGIX	Intermediate-Term Bond	-13.35	-2.48	0.25	1.49	✔	6.23	1.05	22.27	✔	⚠	—	0.30	✔	3	1-Low	—
<i>percentile rank</i>			49	31	22	9												
<i># of funds in category</i>			471	423	389	289									12-31-2022	02-15-2022	—	
Lincoln Stable Value Account -LNGPA		Stable Value	—	—	—	—	—	—	—	39.69	✔	—	—	—	—	—	—	—
<i>percentile rank</i>			—	—	—	—												
<i># of funds in category</i>			42	—	—	—												
Vanguard Ultra-Short-Term Bond Admiral	VUSFX	Ultrashort Bond	-0.38	0.63	1.47	—	✔	1.13	0.12	5.93	✔	—	—	0.10	✔	3	—	—
<i>percentile rank</i>			60	46	26	—												
<i># of funds in category</i>			237	218	180	107									12-31-2022	—	—	
Balanced																		
American Funds American Balanced R6	RLBGX	Moderate Allocation	-11.83	4.42	5.84	8.59	✔	13.31	0.95	24.01	✔	—	✔	0.25	✔	2	1-Low	Low Risk
<i>percentile rank</i>			24	18	17	5												
<i># of funds in category</i>			758	698	658	495									12-31-2022	02-15-2022	12-31-2022	

TINNY CORPORATION RETIREMENT PLAN

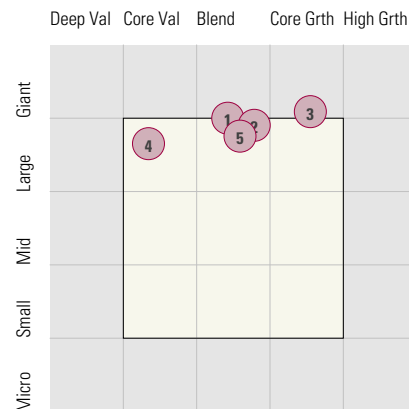
Style Analysis (Data as of 12-31-2022)

Style Analysis

Morningstar Style Box US Stock



Morningstar Style Box Non-US Stock



US Stock Funds

	Category	Super Sectors %			Asset Allocation %			Avg Mkt Cap M\$	
		Cyclical	Defensive	Sensitive	Cash	US Stock	Foreign		
1	ClearBridge Appreciation IS	Large Blend	32.45	23.55	44.00	1.98	95.57	2.46	232.12
2	Vanguard 500 Index Admiral	Large Blend Index	28.67	26.71	44.61	0.33	98.54	1.12	161.35
3	MFS Growth R6	Large Growth	31.86	20.60	47.54	2.83	92.90	4.27	201.36
4	State St Russell Lg Cp Val® Indx NL Cl C	Large Value	34.87	30.79	34.34	1.36	97.03	1.60	73.22
5	ClearBridge Mid Cap Growth IS	Mid-Cap Growth	29.59	21.38	49.00	2.82	94.88	2.31	17.26
6	Vanguard Mid-Cap Value Index Admiral	Mid-Cap Value	43.78	28.95	27.26	0.41	97.96	1.63	21.77
7	Franklin Small Cap Growth R6	Small Growth	26.70	31.14	42.15	0.14	94.30	3.85	2.90
8	Delaware Small Cap Value R6	Small Value	51.11	10.20	38.70	2.23	95.63	2.14	4.23

Non-US Stock Funds

	Category	Super Sectors %			Regional Exposure %			Market Maturity %			
		Cyclical	Defensive	Sensitive	Americas	Greater Asia	Greater Europe	Developed	EM	Avg Mkt Cap M\$	
1	Vanguard Emerging Mkts Stock Idx Adm	Diversified Emerging Mkts	47.33	15.11	37.56	9.72	75.93	14.35	21.09	78.91	20.09
2	MFS Research International R6	Foreign Large Blend	40.69	26.16	33.15	7.04	32.44	60.53	96.38	3.62	43.38
3	Vanguard International Growth Adm	Foreign Large Growth	35.62	24.85	39.52	19.40	30.58	50.02	79.91	20.09	51.99
4	DFA International Value I	Foreign Large Value	57.27	11.11	31.63	9.86	31.28	58.86	99.51	0.49	29.32
5	Vanguard Total World Stock Index Admiral	Global Stock	35.24	23.67	41.09	62.54	19.09	18.37	91.49	8.51	58.67

Fixed Income Funds

	Category	Super Sectors %				Avg Eff Duration	Credit Quality %			
		US Govt Debt	Mtg	US Credit	Non US		Inv Grade	Below Inv Grade	NR/NA	
1	Western Asset Core Plus Bond IS	Core Plus Bond	15.65	15.77	36.10	0.00	7.66	90.71	11.64	-2.36
2	PIMCO International Bond (USD-Hdg) Instl	Global Bond	40.62	2.82	6.35	0.00	6.67	94.31	5.70	0.00
3	Vanguard High-Yield Corporate Adm	High Yield Bond	5.10	0.00	85.52	0.00	3.94	13.62	86.14	0.24
4	Vanguard Inflation-Protected Secs Adm	Inflation-Protected Bond	95.86	0.00	0.00	0.00	6.54	95.88	0.00	4.12
5	Baird Aggregate Bond Inst	Intermediate-Term Bond	25.92	25.01	47.20	0.00	6.17	99.70	0.30	0.00
6	Lincoln Stable Value Account -LNGPA	Stable Value	-	-	-	0.00	-	0.00	0.00	-
7	Vanguard Ultra-Short-Term Bond Admiral	Ultrashort Bond	5.81	0.00	85.43	0.00	0.96	99.63	0.63	-0.26