

TRI CITY MENTAL HEALTH AUTHORITY

Screens Summary (Data as of 12-31-2022)

⊖ Fund Removed from Approved List ⚠ Fund on Watch List

Name	Ticker	Asset Class	Trailing Performance and Risk				Management			Style		Expense		ESG Metrics				
			1 Yr	3 Yr	5 Yr	10 Yr	Pass/ Fail	Std Dev 3 Yr %	Beta 3 Yr %	Tenure	Pass/ Fail	Style Box	Pass/ Fail	Exp Ratio	Pass/ Fail	Sustain. Rating	Commit. Level	Carbon Risk
															Updated	Updated	Updated	
US Stock																		
Vanguard 500 Index Admiral	VFIAX	Large Blend Index	-18.15	7.62	9.39	12.52	✓	21.17	1.00	6.68	✓	☒	✓	0.04	✓	3	1-Low	Low Risk
<i>percentile rank</i>			52	33	25	13												
<i># of funds in category</i>			1,379	1,247	1,137	837												
															12-31-2022	02-15-2022	12-31-2022	
Vanguard Mid Cap Index Admiral	VIMAX	Mid-Cap Blend	-18.71	6.17	7.32	11.10	✓	23.61	0.98	24.63	✓	☒	✓	0.05	✓	4	1-Low	Medium Risk
<i>percentile rank</i>			86	56	30	17												
<i># of funds in category</i>			413	378	350	227												
															12-31-2022	02-15-2022	12-31-2022	
DFA US Small Cap I	DFSTX	Small Blend	-13.53	7.88	5.84	10.14	✓	25.76	0.95	10.85	✓	☒	✓	0.27	✓	3	-	Medium Risk
<i>percentile rank</i>			23	15	32	21												
<i># of funds in category</i>			627	600	558	375												
															12-31-2022	-	12-31-2022	
Non-US Stock																		
American Funds Intl Gr and Inc R6	RIGGX	Foreign Large Blend	-15.16	0.36	2.06	4.28	✓	21.51	1.08	14.26	✓	☒	✓	0.54	✓	2	1-Low	Low Risk
<i>percentile rank</i>			44	56	22	48												
<i># of funds in category</i>			763	723	630	440												
															12-31-2022	02-15-2022	12-31-2022	
Fixed Income																		
Vanguard Inflation-Protected Secs Adm	VAIPX	Inflation-Protected Bond	-11.89	1.09	1.96	1.00	✓	6.84	0.97	1.15	✖	—	—	0.10	✓	3	-	-
<i>percentile rank</i>			54	53	52	43												
<i># of funds in category</i>			217	204	195	138												
															12-31-2022	-	-	
Baird Aggregate Bond Inst	BAGIX	Intermediate-Term Bond	-13.35	-2.48	0.25	1.49	✓	6.23	1.05	22.27	✓	☒	—	0.30	✓	3	1-Low	-
<i>percentile rank</i>			49	31	22	9												
<i># of funds in category</i>			471	423	389	289												
															12-31-2022	02-15-2022	-	
Lincoln Stable Value Account -LNGPA		Stable Value	-	-	-	-	—	-	-	39.69	✓	—	—	-	-	-	-	-
<i>percentile rank</i>			-	-	-	-												
<i># of funds in category</i>			42	-	-	-												
															-	-	-	
Federated Hermes Govt Ultrashort R6	FGULX	Ultrashort Bond	0.45	0.63	1.19	-	✓	0.59	0.06	25.49	✓	—	—	0.24	✓	-	-	-
<i>percentile rank</i>			38	44	60	-												
<i># of funds in category</i>			237	218	180	107												
															-	-	-	
Target Date																		
Vanguard Target Retirement 2020 Fund	VTWNX	Target Date	-14.15	1.33	3.22	5.83	✓	11.48	0.91	9.86	✓	—	✓	0.08	✓	3	1-Low	-
<i>percentile rank</i>			39	55	44	29												
<i># of funds in category</i>			153	143	122	56												
															12-31-2022	02-15-2022	-	
Vanguard Target Retirement 2025 Fund	VTTVX	Target Date	-15.55	1.66	3.58	6.43	✓	13.38	0.96	9.86	✓	—	✓	0.08	✓	3	1-Low	Low Risk
<i>percentile rank</i>			52	46	39	18												
<i># of funds in category</i>			239	214	185	117												
															12-31-2022	02-15-2022	12-31-2022	
Vanguard Target Retirement 2030 Fund	VTHRX	Target Date	-16.27	2.09	3.94	6.99	✓	14.76	0.96	9.86	✓	—	✓	0.08	✓	3	1-Low	Low Risk
<i>percentile rank</i>			44	51	45	25												
<i># of funds in category</i>			241	214	185	110												
															12-31-2022	02-15-2022	12-31-2022	

TRI CITY MENTAL HEALTH AUTHORITY

Screens Summary (Data as of 12-31-2022)

⊖ Fund Removed from Approved List ⚠ Fund on Watch List

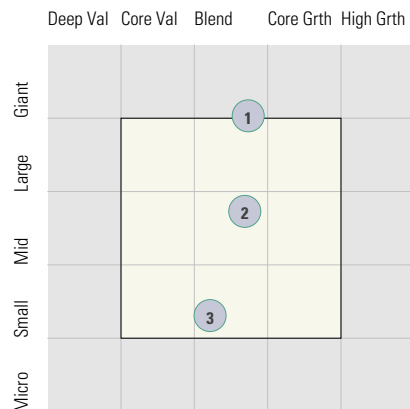
Name	Ticker	Asset Class	Trailing Performance and Risk				Management			Style		Expense		ESG Metrics				
			1 Yr	3 Yr	5 Yr	10 Yr	Pass/ Fail	Std Dev 3 Yr %	Beta 3 Yr %	Tenure	Pass/ Fail	Style Box	Pass/ Fail	Exp Ratio	Pass/ Fail	Sustain. Rating	Commit. Level	Carbon Risk
															Updated	Updated	Updated	
Vanguard Target Retirement 2035 Fund	VTHX	Target Date	-16.62	2.64	4.34	7.57	✓	16.04	0.95	9.86	✓	—	✓	0.08	✓	3	1-Low	Low Risk
<i>percentile rank</i>			37	55	49	29												
<i># of funds in category</i>			232	207	182	114									12-31-2022	02-15-2022	12-31-2022	
Vanguard Target Retirement 2040 Fund	VFORX	Target Date	-16.98	3.17	4.74	8.06	✓	17.33	0.94	9.86	✓	—	✓	0.08	✓	3	1-Low	Low Risk
<i>percentile rank</i>			36	50	45	26												
<i># of funds in category</i>			236	208	185	110									12-31-2022	02-15-2022	12-31-2022	
Vanguard Target Retirement 2045 Fund	VTIVX	Target Date	-17.36	3.74	5.14	8.34	✓	18.64	0.97	9.86	✓	—	✓	0.08	✓	3	1-Low	Low Risk
<i>percentile rank</i>			31	37	34	21												
<i># of funds in category</i>			232	207	182	113									12-31-2022	02-15-2022	12-31-2022	
Vanguard Target Retirement 2050 Fund	VFIFX	Target Date	-17.46	3.80	5.18	8.36	✓	18.82	0.96	9.86	✓	—	✓	0.08	✓	3	1-Low	Low Risk
<i>percentile rank</i>			29	36	37	22												
<i># of funds in category</i>			233	208	185	109									12-31-2022	02-15-2022	12-31-2022	
Vanguard Target Retirement 2055 Fund	VFFVX	Target Date	-17.46	3.79	5.18	8.34	✓	18.83	0.95	9.86	✓	—	✓	0.08	✓	3	1-Low	Low Risk
<i>percentile rank</i>			24	38	39	25												
<i># of funds in category</i>			230	205	182	95									12-31-2022	02-15-2022	12-31-2022	
Vanguard Target Retirement 2060 Fund	VVTSX	Target Date	-17.46	3.79	5.18	8.34	✓	18.81	1.35	9.86	✓	—	✓	0.08	✓	3	1-Low	Low Risk
<i>percentile rank</i>			25	43	46	1												
<i># of funds in category</i>			228	198	171	1									12-31-2022	02-15-2022	12-31-2022	
Vanguard Target Retirement 2065 Fund	VLXVX	Target Date	-17.39	3.78	5.15	—	✖	18.82	1.35	5.47	✓	—	✓	0.08	✓	3	1-Low	Low Risk
<i>percentile rank</i>			16	47	49	—												
<i># of funds in category</i>			176	64	15	—									12-31-2022	02-15-2022	12-31-2022	
Vanguard Target Retirement 2070 Fund	VSVNX	Target Date	—	—	—	—	—	—	—	0.51	✖	—	✓	0.08	✓	3	—	Low Risk
<i>percentile rank</i>			—	—	—	—												
<i># of funds in category</i>			176	64	15	—									12-31-2022	—	12-31-2022	
Balanced																		
American Funds American Balanced R6	RLBGX	Moderate Allocation	-11.83	4.42	5.84	8.59	✓	13.31	0.95	24.01	✓	—	✓	0.25	✓	2	1-Low	Low Risk
<i>percentile rank</i>			24	18	17	5												
<i># of funds in category</i>			758	698	658	495									12-31-2022	02-15-2022	12-31-2022	

TRI CITY MENTAL HEALTH AUTHORITY

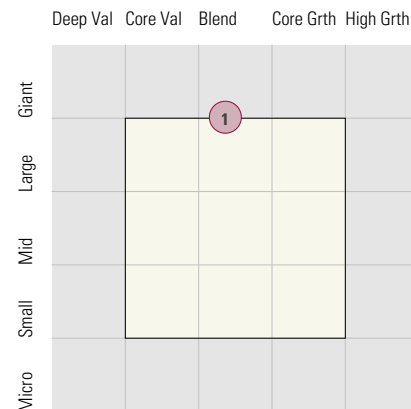
Style Analysis (Data as of 12-31-2022)

Style Analysis

Morningstar Style Box US Stock



Morningstar Style Box Non-US Stock



US Stock Funds

Fund	Category	Super Sectors %			Asset Allocation %			Avg Mkt Cap M\$
		Cyclical	Defensive	Sensitive	Cash	US Stock	Foreign	
1 Vanguard 500 Index Admiral	Large Blend Index	28.67	26.71	44.61	0.33	98.54	1.12	161.35
2 Vanguard Mid Cap Index Admiral	Mid-Cap Blend	36.29	23.70	40.00	1.15	97.41	1.44	22.38
3 DFA US Small Cap I	Small Blend	40.36	18.25	41.40	0.62	97.70	1.66	2.60

Non-US Stock Funds

Fund	Category	Super Sectors %			Regional Exposure %			Market Maturity %		
		Cyclical	Defensive	Sensitive	Americas	Greater Asia	Greater Europe	Developed	EM%	Avg Mkt Cap M\$
1 American Funds Intl Gr and Inc R6	Foreign Large Blend	37.80	26.38	35.82	14.47	28.83	56.70	85.71	14.29	45.50

Fixed Income Funds

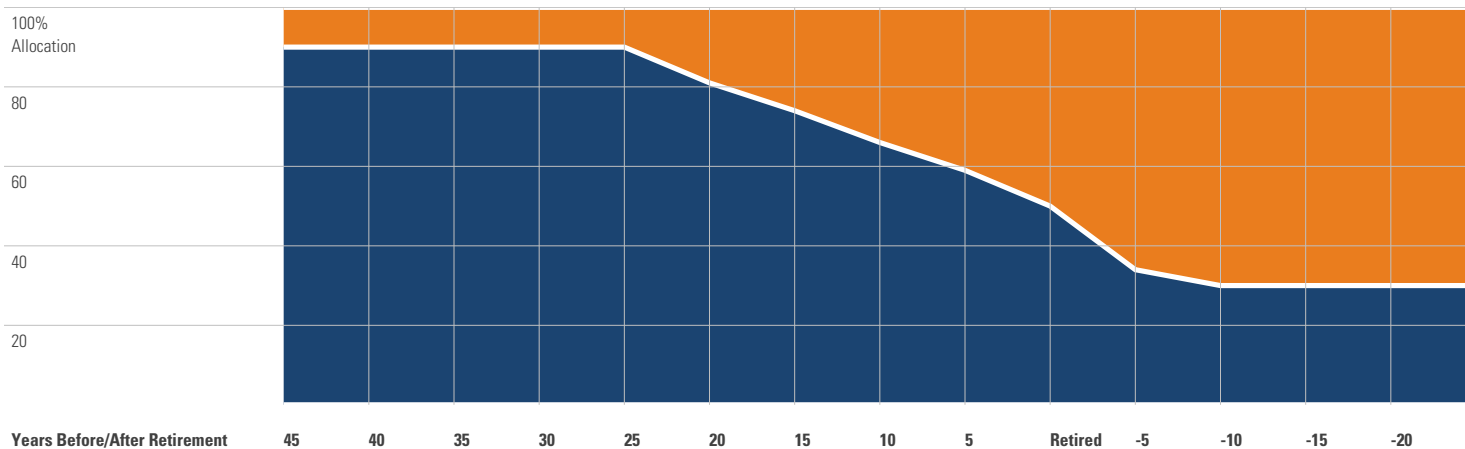
Fund	Category	Super Sectors %				Other Stats		Credit Quality %		
		US Govt Debt	Mtg	US Credit	Non US	Avg Eff Duration	Inv Grade	Below Inv Grade	NR/NA	
1 Vanguard Inflation-Protected Secs Adm	Inflation-Protected Bond	95.86	0.00	0.00	0.00	6.54	95.88	0.00	4.12	
2 Baird Aggregate Bond Inst	Intermediate-Term Bond	25.92	25.01	47.20	0.00	6.17	99.70	0.30	0.00	
3 Lincoln Stable Value Account -LNGPA	Stable Value	-	-	-	0.00	-	0.00	0.00	-	
4 Federated Hermes Govt Ultrashort R6	Ultrashort Bond	7.01	31.43	0.00	0.00	0.30	100.00	0.00	0.00	

TRI CITY MENTAL HEALTH AUTHORITY

Target Date Analysis (Data as of 12-31-2022)

Target Date Allocation

● Stocks ● Cash ● Bonds ● Other



Target Date Portfolio Data

Asset Allocation %

	Total Stock	US Stock	Non-US Stock	Total Bond	Infl Prot Bond	HY Bond	Cash	Other	Avg Mkt Cap \$M
Vanguard Target Retirement 2020 Fund	41.82	24.85	16.97	54.88	15.54	0.18	3.27	0.03	57.23
Vanguard Target Retirement 2025 Fund	54.03	31.84	22.19	42.94	6.25	0.15	2.99	0.03	56.84
Vanguard Target Retirement 2030 Fund	62.61	36.80	25.81	34.55	0.00	0.13	2.80	0.04	56.72
Vanguard Target Retirement 2035 Fund	69.63	40.88	28.75	27.40	0.00	0.10	2.93	0.04	56.67
Vanguard Target Retirement 2040 Fund	76.99	45.29	31.70	20.13	0.00	0.08	2.84	0.03	56.76
Vanguard Target Retirement 2045 Fund	84.31	49.69	34.62	12.96	0.00	0.05	2.69	0.04	56.84
Vanguard Target Retirement 2050 Fund	88.00	51.89	36.11	9.33	0.00	0.04	2.64	0.04	56.87
Vanguard Target Retirement 2055 Fund	87.93	51.89	36.04	9.30	0.00	0.04	2.73	0.04	56.90
Vanguard Target Retirement 2060 Fund	87.82	51.88	35.94	9.27	0.00	0.04	2.86	0.04	56.95
Vanguard Target Retirement 2065 Fund	87.85	52.34	35.51	9.12	0.00	0.04	2.99	0.04	57.35
Vanguard Target Retirement 2070 Fund	88.29	53.23	35.06	9.78	0.00	0.04	1.89	0.04	57.92