

UNITED WATER CONSERVATION DISTRICT

Screens Summary (Data as of 12-31-2022)

🚫 Fund Removed from Approved List ⚠️ Fund on Watch List

Name	Ticker	Asset Class	Trailing Performance and Risk				Management			Style		Expense		ESG Metrics				
			1 Yr	3 Yr	5 Yr	10 Yr	Pass/ Fail	Std Dev 3 Yr %	Beta 3 Yr %	Tenure	Pass/ Fail	Style Box	Pass/ Fail	Exp Ratio	Pass/ Fail	Sustain. Rating	Commit. Level	Carbon Risk
US Stock																		
T. Rowe Price Dividend Growth I	PDGIX	Large Blend	-10.10	8.98	10.96	-	✓	18.96	0.88	22.77	✓	🇺🇸	✓	0.49	✓	4	-	Low Risk
<i>percentile rank</i>			10	10	3	-												
<i># of funds in category</i>			1,379	1,247	1,137	837									12-31-2022	-	12-31-2022	
Vanguard 500 Index Admiral	VFIAX	Large Blend Index	-18.15	7.62	9.39	12.52	✓	21.17	1.00	6.68	✓	🇺🇸	✓	0.04	✓	3	1-Low	Low Risk
<i>percentile rank</i>			52	33	25	13												
<i># of funds in category</i>			1,379	1,247	1,137	837									12-31-2022	02-15-2022	12-31-2022	
American Funds Growth Fund of Amer R6	RGAGX	Large Growth	-30.49	4.78	7.57	11.93	✓	22.77	0.94	29.18	✓	🇺🇸	✓	0.30	✓	1	1-Low	Low Risk
<i>percentile rank</i>			54	59	66	49												
<i># of funds in category</i>			1,237	1,133	1,056	807									12-31-2022	04-07-2022	12-31-2022	
MFS Value R6	MEIKX	Large Value	-5.80	7.15	7.64	11.29	✓	20.06	0.92	16.60	✓	🇺🇸	✓	0.43	✓	3	2-Basic	Low Risk
<i>percentile rank</i>			51	49	40	19												
<i># of funds in category</i>			1,233	1,161	1,105	825									12-31-2022	02-15-2022	12-31-2022	
Vanguard Mid Cap Index Admiral	VIMAX	Mid-Cap Blend	-18.71	6.17	7.32	11.10	✓	23.61	0.98	24.63	✓	🇺🇸	✓	0.05	✓	4	1-Low	Medium Risk
<i>percentile rank</i>			86	56	30	17												
<i># of funds in category</i>			413	378	350	227									12-31-2022	02-15-2022	12-31-2022	
Vanguard Small Cap Growth Index Admiral	VSGAX	Small Growth	-28.39	0.79	5.10	9.27	✓	25.67	0.95	18.01	✓	🇺🇸	✗	0.07	✓	4	1-Low	Medium Risk
<i>percentile rank</i>			55	80	71	72												
<i># of funds in category</i>			604	576	534	405									12-31-2022	02-15-2022	12-31-2022	
Vanguard Small Cap Value Index Admiral	VSIAX	Small Value	-9.31	7.13	5.79	10.28	✓	26.84	0.96	6.68	✓	🇺🇸	✓	0.07	✓	4	1-Low	Medium Risk
<i>percentile rank</i>			37	41	28	13												
<i># of funds in category</i>			483	455	428	324									12-31-2022	02-15-2022	12-31-2022	
Non-US Stock																		
American Funds New World R6	RNWGX	Diversified Emerging Mkts	-21.75	1.01	3.04	4.98	✓	20.37	0.90	23.56	✓	🇺🇸	✓	0.57	✓	3	1-Low	Medium Risk
<i>percentile rank</i>			58	17	3	2												
<i># of funds in category</i>			820	736	652	397									12-31-2022	02-15-2022	12-31-2022	
MFS Research International R6	MRSKX	Foreign Large Blend	-17.24	1.64	2.99	4.91	✓	19.40	0.96	4.33	✓	🇺🇸	✓	0.64	✓	3	2-Basic	Low Risk
<i>percentile rank</i>			70	22	10	21												
<i># of funds in category</i>			763	723	630	440									12-31-2022	02-15-2022	12-31-2022	
Vanguard Developed Markets Index Admiral	VTMGX	Foreign Large Blend Index	-15.32	1.33	1.67	4.92	✓	21.45	1.08	9.86	✓	🇺🇸	✓	0.07	✓	2	1-Low	Low Risk
<i>percentile rank</i>			47	28	35	20												
<i># of funds in category</i>			763	723	630	440									12-31-2022	02-15-2022	12-31-2022	
Alternative																		
Neuberger Berman Real Estate R6	NRREX	Real Estate	-26.98	0.88	5.21	-	✓	20.89	0.86	17.01	✓	—	✓	0.75	✓	4	-	Low Risk
<i>percentile rank</i>			70	21	11	-												
<i># of funds in category</i>			257	238	214	155									12-31-2022	-	12-31-2022	

UNITED WATER CONSERVATION DISTRICT

Screens Summary (Data as of 12-31-2022)

🚫 Fund Removed from Approved List ⚠️ Fund on Watch List

Name	Ticker	Asset Class	Trailing Performance and Risk							Management Style			Expense		ESG Metrics			
			1 Yr	3 Yr	5 Yr	10 Yr	Pass/ Fail	Std Dev 3 Yr %	Beta 3 Yr %	Tenure	Pass/ Fail	Style Box	Pass/ Fail	Exp Ratio	Pass/ Fail	Sustain. Rating	Commit. Level	Carbon Risk
															Updated	Updated	Updated	
Fixed Income																		
Hartford Total Return Bond R6	ITBVX	Core Plus Bond	-14.02	-2.32	0.41	-	✔️	6.72	1.09	10.84	✔️	-	-	0.32	✔️	3	-	-
percentile rank			63	44	29	-												
# of funds in category			623	565	513	370												
															12-31-2022	-	-	
PIMCO Real Return Instl	PRRIX	Inflation-Protected Bond	-11.86	1.44	2.12	1.04	✔️	7.33	1.04	3.98	✔️	-	-	0.47	✔️	3	-	-
percentile rank			53	39	37	38												
# of funds in category			217	204	195	138												
															12-31-2022	-	-	
BlackRock Total Return K	MPHOX	Intermediate-Term Bond	-14.14	-2.39	0.27	1.74	✔️	6.84	1.11	12.41	✔️	-	-	0.38	✔️	3	2-Basic	-
percentile rank			67	47	41	17												
# of funds in category			623	565	513	370												
															12-31-2022	02-15-2022	-	
Lincoln Stable Value Account -LNGPA		Stable Value	-	-	-	-	-	-	-	39.69	✔️	-	-	-	-	-	-	-
percentile rank			-	-	-	-												
# of funds in category			42	-	-	-												
															-	-	-	
Baird Ultra Short Bond Institutional	BUBIX	Ultrashort Bond	0.96	0.94	1.57	-	✔️	0.96	0.08	9.01	✔️	-	-	0.15	✔️	2	1-Low	-
percentile rank			24	13	14	-												
# of funds in category			237	218	180	107												
															12-31-2022	02-15-2022	-	
Target Date																		
American Funds 2010 Trgt Date Retire R6	RFTTX	Target Date	-9.15	2.76	3.80	5.47	✔️	9.40	0.88	11.01	✔️	-	✔️	0.28	✔️	2	-	-
percentile rank			1	1	1	1												
# of funds in category			128	113	82	50												
															12-31-2022	-	-	
American Funds 2015 Trgt Date Retire R6	RFJTX	Target Date	-10.25	2.86	4.00	5.96	✔️	10.26	0.88	11.01	✔️	-	✔️	0.30	✔️	2	-	-
percentile rank			1	1	1	1												
# of funds in category			125	115	95	43												
															12-31-2022	-	-	
American Funds 2020 Trgt Date Retire R6	RRCTX	Target Date	-11.01	3.00	4.21	6.55	✔️	10.77	0.84	11.01	✔️	-	✔️	0.30	✔️	2	-	-
percentile rank			1	1	1	1												
# of funds in category			153	143	122	56												
															12-31-2022	-	-	
American Funds 2025 Trgt Date Retire R6	RFDTX	Target Date	-12.74	3.40	4.69	7.48	✔️	12.08	0.87	11.01	✔️	-	✔️	0.32	✔️	2	-	Low Risk
percentile rank			8	1	1	1												
# of funds in category			239	214	185	117												
															12-31-2022	-	06-30-2022	
American Funds 2030 Trgt Date Retire R6	RFETX	Target Date	-14.50	3.67	5.09	8.25	✔️	13.86	0.90	11.01	✔️	-	✔️	0.33	✔️	3	-	Low Risk
percentile rank			19	1	1	1												
# of funds in category			241	214	185	110												
															12-31-2022	-	12-31-2022	
American Funds 2035 Trgt Date Retire R6	RFFTX	Target Date	-16.24	4.39	5.88	8.96	✔️	16.21	0.95	11.01	✔️	-	✔️	0.35	✔️	3	-	Low Risk
percentile rank			24	1	1	1												
# of funds in category			232	207	182	114												
															12-31-2022	-	12-31-2022	
American Funds 2040 Trgt Date Retire R6	RF GTX	Target Date	-17.55	4.59	6.10	9.23	✔️	17.62	0.96	11.01	✔️	-	✔️	0.36	✔️	2	-	Low Risk
percentile rank			43	1	1	1												
# of funds in category			236	208	185	110												
															12-31-2022	-	12-31-2022	
American Funds 2045 Trgt Date Retire R6	RFHTX	Target Date	-18.18	4.55	6.11	9.29	✔️	18.05	0.93	11.01	✔️	-	✔️	0.37	✔️	2	-	Low Risk
percentile rank			52	6	1	1												
# of funds in category			232	207	182	113												
															12-31-2022	-	12-31-2022	

UNITED WATER CONSERVATION DISTRICT

Screens Summary (Data as of 12-31-2022)

⊖ Fund Removed from Approved List ⚠ Fund on Watch List

Name	Ticker	Asset Class	Trailing Performance and Risk				Management			Style		Expense		ESG Metrics				
			1 Yr	3 Yr	5 Yr	10 Yr	Pass/ Fail	Std Dev 3 Yr %	Beta 3 Yr %	Tenure	Pass/ Fail	Style Box	Pass/ Fail	Exp Ratio	Pass/ Fail	Sustain. Rating	Commit. Level	Carbon Risk
															Updated	Updated	Updated	
American Funds 2050 Trgt Date Retire R6	RFITX	Target Date	-18.89	4.34	6.04	9.28	✔	18.35	0.93	11.01	✔	—	✔	0.38	✔	2	—	Low Risk
<i>percentile rank</i>			71	7	1	1												
<i># of funds in category</i>			233	208	185	109									12-31-2022	—	12-31-2022	
American Funds 2055 Trgt Date Retire R6	RFKTX	Target Date	-19.50	4.07	5.87	9.19	✔	18.46	0.93	11.01	✔	—	✖	0.38	✔	2	—	Low Risk
<i>percentile rank</i>			89	19	4	1												
<i># of funds in category</i>			230	205	182	95									12-31-2022	—	12-31-2022	
American Funds 2060 Trgt Date Retire R6	RFUTX	Target Date	-19.66	3.99	5.82	—	✔	18.45	1.32	7.77	✔	—	✖	0.38	✔	2	—	Low Risk
<i>percentile rank</i>			93	29	11	—												
<i># of funds in category</i>			228	198	171	1									12-31-2022	—	12-31-2022	
American Funds 2065 Trgt Date Retire R6	RFVTX	Target Date	-19.64	—	—	—	—	—	—	3.00	✔	—	✖	0.38	✔	2	—	Low Risk
<i>percentile rank</i>			92	—	—	—												
<i># of funds in category</i>			176	64	15	—									12-31-2022	—	12-31-2022	

Balanced

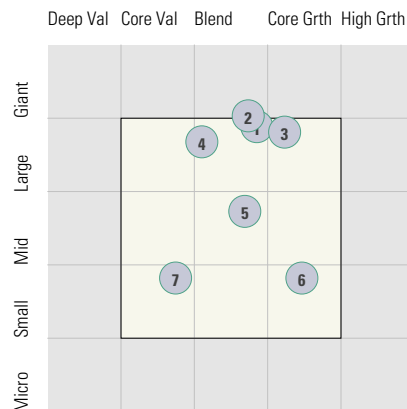
American Funds American Balanced R6	RLBGX	Moderate Allocation	-11.83	4.42	5.84	8.59	✔	13.31	0.95	24.01	✔	—	✔	0.25	✔	2	1-Low	Low Risk
<i>percentile rank</i>			24	18	17	5												
<i># of funds in category</i>			758	698	658	495									12-31-2022	02-15-2022	12-31-2022	

UNITED WATER CONSERVATION DISTRICT

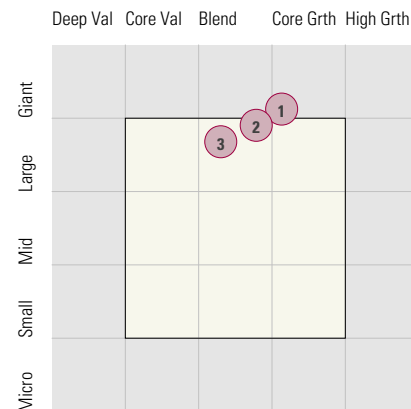
Style Analysis (Data as of 12-31-2022)

Style Analysis

Morningstar Style Box US Stock



Morningstar Style Box Non-US Stock



● US Stock Funds		Super Sectors %			Asset Allocation %			
	Category	Cyclical	Defensive	Sensitive	Cash	US Stock	Foreign	Avg Mkt Cap M\$
1	T. Rowe Price Dividend Growth I	31.83	33.91	34.27	4.27	87.98	7.76	122.56
2	Vanguard 500 Index Admiral	28.67	26.71	44.61	0.33	98.54	1.12	161.35
3	American Funds Growth Fund of Amer R6	29.80	22.23	47.96	8.62	79.13	11.64	99.09
4	MFS Value R6	33.98	33.03	32.98	0.97	91.41	7.62	96.14
5	Vanguard Mid Cap Index Admiral	36.29	23.70	40.00	1.15	97.41	1.44	22.38
6	Vanguard Small Cap Growth Index Admiral	24.85	25.72	49.44	1.98	97.36	0.66	4.85
7	Vanguard Small Cap Value Index Admiral	50.02	15.31	34.67	0.65	98.65	0.70	4.90

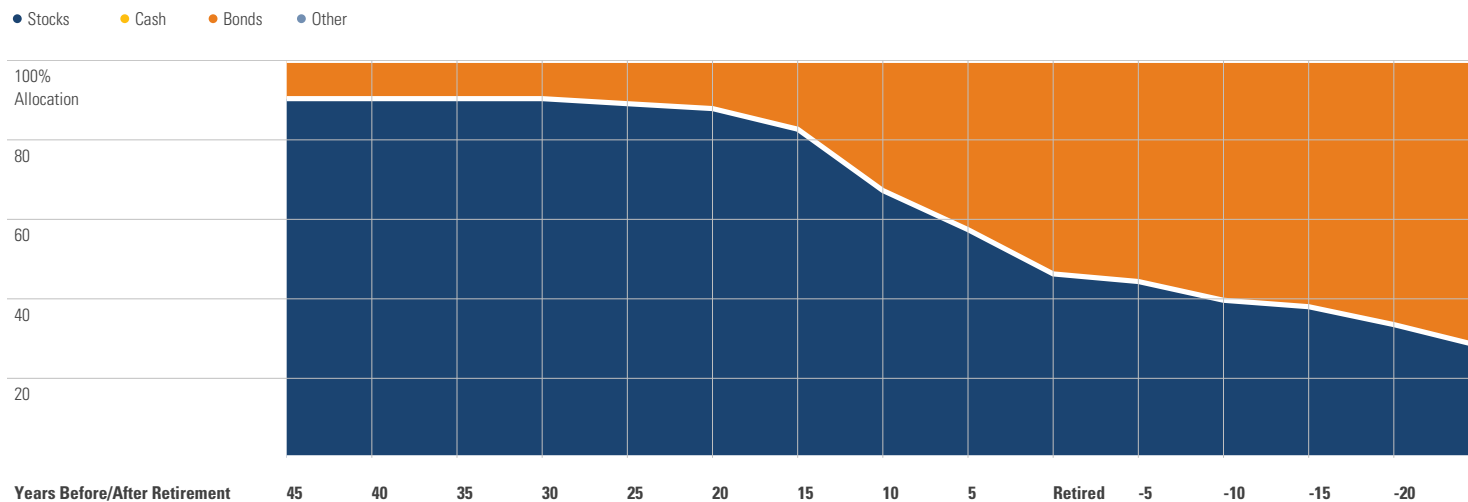
● Non-US Stock Funds		Super Sectors %			Regional Exposure %			Market Maturity %		
	Category	Cyclical	Defensive	Sensitive	Americas	Greater Asia	Greater Europe	Developed	EM%	Avg Mkt Cap M\$
1	American Funds New World R6	40.45	23.60	35.96	36.28	39.06	24.67	60.61	39.39	52.53
2	MFS Research International R6	40.69	26.16	33.15	7.04	32.44	60.53	96.38	3.62	43.38
3	Vanguard Developed Markets Index Admiral	41.39	22.98	35.64	10.76	36.24	53.00	99.43	0.57	27.03

● Fixed Income Funds		Super Sectors %				Other Stats		Credit Quality %		
	Category	US Govt Debt	Mtg	US Credit	Non US	Avg Eff Duration	Inv Grade	Below Inv Grade	NR/NA	
1	Hartford Total Return Bond R6	35.69	19.10	40.29	0.00	6.88	88.32	8.18	3.50	
2	PIMCO Real Return Instl	77.28	0.29	4.62	0.00	6.48	97.21	2.79	0.00	
3	BlackRock Total Return K	37.95	8.29	14.39	0.00	6.92	75.24	24.77	0.00	
4	Lincoln Stable Value Account -LNGPA	-	-	-	0.00	-	0.00	0.00	-	
5	Baird Ultra Short Bond Institutional	19.98	0.00	55.11	0.00	0.54	99.70	0.00	0.30	

UNITED WATER CONSERVATION DISTRICT

Target Date Analysis (Data as of 12-31-2022)

Target Date Allocation



Target Date Portfolio Data

	Asset Allocation %								
	Total Stock	US Stock	Non-US Stock	Total Bond	Infl Prot Bond	HY Bond	Cash	Other	Avg Mkt Cap \$M
American Funds 2010 Trgt Date Retire R6	37.02	28.15	8.87	55.28	16.26	4.00	6.42	1.28	98.24
American Funds 2015 Trgt Date Retire R6	39.52	29.81	9.71	52.95	17.23	5.27	6.25	1.26	99.43
American Funds 2020 Trgt Date Retire R6	42.89	32.11	10.78	49.78	18.34	4.93	6.13	1.22	99.75
American Funds 2025 Trgt Date Retire R6	48.02	35.30	12.72	44.57	18.43	3.43	6.26	1.13	95.48
American Funds 2030 Trgt Date Retire R6	57.18	41.77	15.41	35.11	18.04	1.72	6.65	1.04	88.54
American Funds 2035 Trgt Date Retire R6	67.80	49.19	18.61	23.98	18.08	1.29	7.24	0.98	83.00
American Funds 2040 Trgt Date Retire R6	77.78	55.85	21.93	13.50	14.45	0.63	7.75	0.96	79.60
American Funds 2045 Trgt Date Retire R6	80.90	57.97	22.93	10.28	8.70	0.26	7.89	0.92	78.11
American Funds 2050 Trgt Date Retire R6	81.87	58.37	23.50	9.37	8.69	0.14	7.92	0.84	76.33
American Funds 2055 Trgt Date Retire R6	82.37	58.39	23.98	8.89	8.63	0.08	7.95	0.79	74.08
American Funds 2060 Trgt Date Retire R6	82.37	58.39	23.98	8.89	8.63	0.08	7.94	0.81	72.90
American Funds 2065 Trgt Date Retire R6	82.37	58.39	23.98	8.89	8.63	0.08	7.94	0.81	72.90